




1

Clamcleats®	Eye Bolts
Cleats	Exit Plates
Folding D-Ring	Pad Eyes
Lift Cleats & Eyes	Tie Down Straps
Chocks	Fairleads
Anchor Points	Eye Plates
Eye Nuts	Tiller Rope Springs
Bow & Stern Eyes	Cable Clamps
U-Bolts	Pulleys

Cleats & Chocks



The Clamcleat® principle

A deceptively simple ridged 'V' groove holds ropes firmly, yet is devoid of any moving parts to break or seize. It allows the immediate release of the rope by a short upward and backward pull.

Complementary ranges to satisfy all needs.

Marine grade nylon cleats offer very good value for money, for both production builder and sailor alike. They are ideal for most applications where high loads or rope surges are not likely to be encountered. Nylon cleats are corrosion resistant and will last for many years outdoors.

Aluminum cleats are available in our standard **silver** or the **hard anodized** finish. They are unaffected by the heat generated by a rope surging back through a cleat as well as being suitable for sub-zero temperatures.

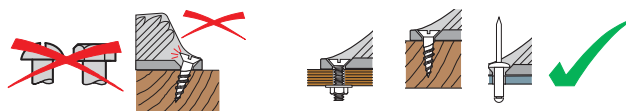
Hard anodizing has a high-tech and fashionable appearance as well as offering superior resistance to sea water corrosion. Our research into cleat materials over the years has shown aluminum to be far better for high performance cleats than any polymer, irrespective of any fiber reinforcement or additive. These factors make aluminum cleats the best choice for demanding applications.

Standard colors are shown in the photographs but special colors are available to order. For example, white 002040 are supplied for window blinds.

Numbers beginning with 00 are Sea-Dog part numbers and should be used when ordering. Numbers beginning with CL are Clamcleat numbers given for reference and marked on the bottom of the cleat. See Numerical Index at the end of Chapter 10.


Most cleats are provided with countersunk fixing holes. Flathead screws or bolts of the recommended size should be used; bolts being preferred. If using rivets with a powered fixing gun, make sure the pressure is not set too high. Fastenings must be entered straight so that the heads do not protrude to snag the rope. Several of the cleats have been designed with a groove in the base enabling them to be fitted to both flat and curved surfaces.

Clamcleat® rope cleats are not suitable for metal ropes.



The AN suffix indicates a superior Hard Anodised finish.

Micros & Mini Cleats		Sea-Dog Part #		mm Ø inch Ø	A	B	C	mm inch	mm Ø inch Ø	mm Ø Gauge	Gms Ozs	Standard pack
Bulk	Display	mm Ø inch Ø	mm Ø inch Ø									
Mini												
	CL204 (Nylon)	002040	002040-1	3 - 6 1/8-1/4	52 2 1/16	36 1 7/16	17 5/8	M4 #8	4.2 No8	9	0.3	10
Racing Mini												
	CL222	002220	002220-1	3 - 6 1/8-1/4	48 1 7/8	36 1 7/16	15 19/32	M4 #8	4.2 No8	16	0.6	10
	CL222AN (Aluminum)	002225	002225-1									
Micros												
	CL274	002740	002740-1	1 - 4 3/64-5/32	33 1 5/16	24 1 5/16	13 1/2	M3 #4	3.0 No4	3	0.1	10
	CL274W (Nylon)	002743	002743-1									
Racing Micros												
	CL275	002750	002750-1	1 - 4 3/64-5/32	33 1 5/16	24 1 5/16	13 1/2	M3 #4	3.0 No4	7	0.25	10
	CL275AN (Aluminum)	002755	002755-1									
Tapered Pad for CL204 & CL222												
	CL802 (Polypropylene)	008020	-	-	57 2 1/4	-	21 13/16	M4 #8	4.2 No8	4	0.1	10
Tapered Pad for CL274 & CL275												
	CL823 (Polypropylene)	008230	008230-1	-	47 1 13/16	-	19 3/4	M3 #4	3.0 No4	4	0.15	10



Fine Line Cleats		Sea-Dog Part #		mm Ø inch Ø	A	B	C	mm inch	mm Ø inch Ø	mm Ø Gauge	Gms Ozs	Standard pack
Bulk	Display	mm Ø inch Ø	mm Ø inch Ø									
Fine Line (Starboard)												
	CL213 (Nylon)	002130	002130-1	2 - 5 1/16-3/16	70 2 3/4	49 1 15/16	21 13/16	M4 #8	4.2 No8	9	0.3	10
Fine Line (Port)												
	CL214 (Nylon)	002140	002140-1	2 - 5 1/16-3/16	70 2 3/4	49 1 15/16	21 13/16	M4 #8	4.2 No8	9	0.3	10
Racing Fine Line (Starboard)												
	CL258	002580	002580-1	3 - 6 1/8-1/4	70 2 3/4	49 1 15/16	21 13/16	M4 #8	4.2 No8	19	0.7	10
	CL258AN (Aluminum)	002585	002585-1									
Racing Fine Line (Port)												
	CL259	002590	002590-1	3 - 6 1/8-1/4	70 2 3/4	49 1 15/16	21 13/16	M4 #8	4.2 No8	19	0.7	10
	CL259AN (Aluminum)	002595	002595-1									



Auto-Release Cleat		Sea-Dog Part #		mm Ø inch Ø	A	B	C	mm inch	mm Ø inch Ø	mm Ø Gauge	Gms Ozs	Standard pack
Bulk	Display	mm Ø inch Ø	mm Ø inch Ø									
	Auto-Release Racing Mini CL257 (Aluminum + Acetal)	002570	002570-1	4 - 6 3/16-1/4	68 2 5/8	36 1 13/32	24 7/8	4 5/32	4.2 No8	31	1.1	10

The cleat flips up to release the rope when a set load is exceeded. The CL257 is easily re-set or adjusted for different release loads, even out on the water.

	Sea-Dog Part #		mm Ø inch Ø	A B C			mm inch	mm Ø inch Ø	mm Ø Gauge	Gms Ozs	Standard pack
	Bulk	Display		A	B	C					
Roller Cleats											
Racing Junior Mk1 with Roller											
CL230	002300	002300-1	3 - 6	82	66	18	M5	4.8	35		
CL230AN (Aluminum)	002305	002305-1	1/8-1/4	3 1/4	2 5/8	1 1/16	#10	No10	1.2	10	
Roller Fairlead Mk1 Racing Junior											
CL236	002360	002360-1	3 - 6	82	66	18	M5	4.8	40		
CL236AN (Aluminum)	002365	002365-1	1/8-1/4	3 1/4	2 5/8	1 1/16	#10	No10	1.4	10	
Trapeze and Vang Cleat											
CL253	002530	002530-1	4 - 8	89	70	18			46		
CL253AN (Aluminum)	002535	002535-1	5/32-5/16	3 1/2	2 3/4	1 1/16			1.6	10	
Handle for CL253 Trapeze Cleat											
CL834 (Polypropylene)	008340	008340-1	-	-	-	50			6.5	10	
						1 31/32			0.23		

Eye for CL230 & CL253
PT230SSE (Stainless steel)

The CL253/CL253AN are designed for trapeze adjustment and vang tensioning.

CL230 CL253

CL230

CL230

CL253

The CL230/CL230AN are ideal for through-deck or mast applications.



	Sea-Dog Part #		mm Ø inch Ø	A B C			mm inch	mm Ø inch Ø	mm Ø Gauge	Gms Ozs	Standard pack
	Bulk	Display		A	B	C					
Q-Lok											
CL5001 (Stainless steel)	005000	005000-1	3 - 4 1/8-5/32	33 1 5/16	-	20 3/4			5 0.2	10	

CL5001

Quickly adjust ropes to a variety of fixed positions

Splice Sew Knot

	Sea-Dog Part #		mm Ø inch Ø	A B C			mm inch	mm Ø inch Ø	mm Ø Gauge	Gms Ozs	Standard pack
	Bulk	Display		A	B	C					
Cub & Sail Line Cleats											
Cub Cleat											
CL232	002320	002320-1	3 - 6	46	35	46	M4	4.2	13		
CL232W (Nylon)	002320W	-	1/8-1/4	1 9/16	1 3/8	1 9/16	#8	No8	0.5	10	
Racing Sail Line Cleat (Port)											
CL241+ PR	002410	002410-1	3 - 6	70	49	21	M4	4.2	16		
CL241AN (Aluminum)	002415	002415-1	1/8-1/4	2 3/4	1 15/16	1 3/16	#8	No8	0.6	10	
Racing Sail Line Cleat (Starboard)											
CL273	002730	002730-1	3 - 6	70	49	21	M4	4.2	16		
CL273AN (Aluminum)	002735	002735-1	1/8-1/4	2 3/4	1 15/16	1 3/16	#8	No8	0.6	10	
Sail Cleat (Port)											
CL281 (Nylon)	002810	002810-1	3 - 6	70	49	21	M4	4.2	16	9	
										0.3	
Sail Cleat (Starboard)											
CL283 (Nylon)	002830	002830-1	3 - 6	70	49	21	M4	4.2	16	9	
										0.3	

The CL232 can be fitted either way up. Minimum movement cleats the rope.

CL241 & CL273

The CL241 and CL273 have a smooth low profile for snag free areas.



	Sea-Dog Part #		mm Ø inch Ø	A B C			mm inch	mm Ø inch Ø	mm Ø Gauge	Gms Ozs	Standard pack
	Bulk	Display		A	B	C					
Omega Cleat											
CL255	002550	002550-1	3 - 6	46	27	43	M4	4.2	28		
CL255AN (Aluminum)	002555	002555-1	1/8-1/4	1 9/16	1 1/16	1 11/16	#8	No8	1.0	10	

CL255 CL255AN

1 Lift rope for cleating

2 Rope cleated

3 Pull rope back to release

4 Rope is free to move

Nesting arrangements and use as a downhaul.



Cleats with integral fairleads for ropes to 5/32"

Sea-Dog Part #	Sea-Dog Part #		mm Ø inch Ø	mm inch			mm Ø inch Ø	mm Ø Gauge	Gms Ozs	Standard pack
	Bulk	Display		A	B	C				
Micros										
CL263	002630	002630-1	1 - 4	44	24	13	M3	3.0	4.8	
CL263W (Nylon)	002633	002633-1	3/64-5/32	1 3/4	1 5/16	1/2	#4	No4	0.2	10
Racing Micros										
CL268	002680	002680-1	1 - 4	44	24	13	M3	3.0	13	
CL268AN (Aluminum)	002685	002685-1	3/64-5/32	1 3/4	1 5/16	1/2	#4	No4	0.5	10
Racing Micros with Becket										
CL270	002700	002700-1	1 - 4	44	24	13	M3	3.0	14	
CL270AN (Aluminum)	002705	002705-1	3/64-5/32	1 3/4	1 5/16	1/2	#4	No4	0.5	10
Racing Micros Side entry (Starboard) with Becket CL277										
CL277AN (Aluminum)	002770	002770-1	1 - 4	44	24	14	M3	3.0	12	
CL277AN (Aluminum)	002775	002775-1	3/64-5/32	1 3/4	1 5/16	9/16	#4	No4	0.4	10
Racing Micros Side entry (Port) with Becket CL278										
CL278AN (Aluminum)	002780	002780-1	1 - 4	44	24	14	M3	3.0	12	
CL278AN (Aluminum)	002785	002785-1	3/64-5/32	1 3/4	1 5/16	9/16	#4	No4	0.4	10
Tapered Pad for all Micros cleats										
CL823 (Polypropylene)	008230	008230-1	-	47	-	19	-	-	4	0.15



Rigging for CL270, CL270AN, CL277, CL277AN, CL278 and CL278AN.

Riveting the CL211 Mk2 or CL263. Rivet gun spacers are available free of charge. Special long mandrel alloy rivets are also available for CL211 Mk2.



The AN suffix indicates an extra superior Hard Anodized finish.


Cleats with integral fairleads for ropes to 1/4"

Sea-Dog Part #	Sea-Dog Part #		mm Ø inch Ø	mm inch			mm Ø inch Ø	mm Ø Gauge	Gms Ozs	Standard pack
	Bulk	Display		A	B	C				
Racing Junior Mk2										
CL211Mk2	002112	002112-1	3 - 6	55	27	16	M4	4.2	23	
CL211Mk2 AN (Aluminum)	002116	002116-1	1/8-1/4	2 1/8	1 1/16	5/8	#8	No8	0.8	10
Racing Junior Mk2 with Becket										
CL211Mk2/S2	002117	002117-1	3 - 6	55	27	16	M4	4.2	23	
CL211Mk2AN/S2 (Aluminum)	002118	002118-1	1/8-1/4	2 1/8	1 1/16	5/8	#8	No8	0.8	10
Mk2 Nylon Junior										
CL272	002720	002720-1	3 - 6	55	27	16	M4	4.2	10	
CL272W	002723	002723-1	1/8-1/4	2 1/8	1 1/16	5/8	#8	No8	0.35	10

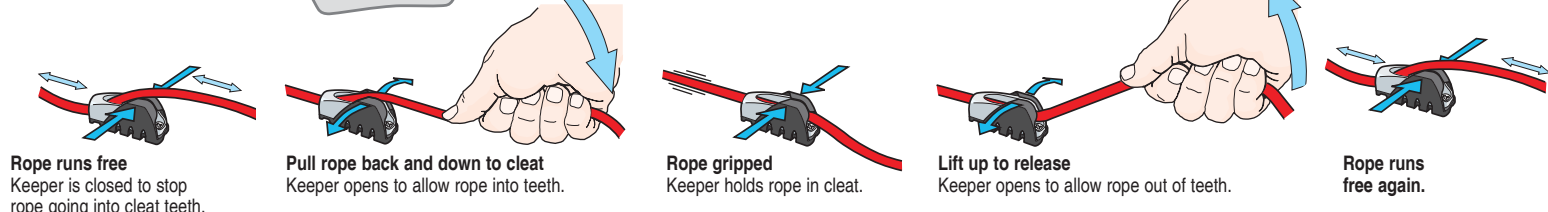


CKC Cleats & Accessories CL815, CL817 & CL819

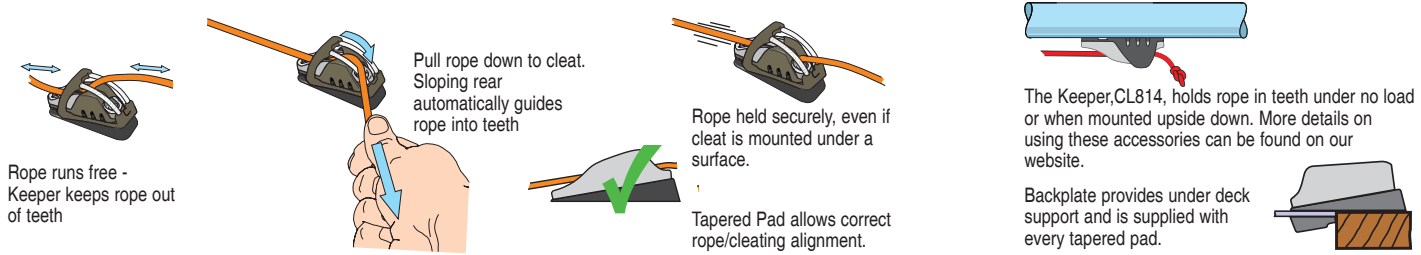
Sea-Dog Part #	Sea-Dog Part #		mm Ø inch Ø	mm Ø inch Ø	mm Ø Gauge	Gms Ozs	Standard pack
	Bulk	Display					
Keeper for 002112, 002116 & 002117							
CL815 (Acetal)	008150	008150-1	4	M4	4.2	9	10
Cage for 002112 & 002116 requires CL815							
CL817 (Nylon & Stainless steel)	008170	008170-1	-	-	-	23	10
Tapered Pad for 002112, 002116, 002117, 002172 & 002182							
CL819 (Polypropylene)	008190	008190-1	4	M4	4.2	8	10
CKC Cleat CL211Mk2 X 2							
CL825CKC	008250	008250-1	5	M5	4.8	150	
CL825CKCAN	008255	008255-1	3/16	#10	No10	5.3	10
CKC Cleat CL211Mk2							
CL830CKC	008300	008300-1	4	M4	4.2	62	
CL830CKCAN	008305	008305-1	5/32	#8	No8	2.2	10
CKC Cleat CL211Mk2							
CL832CKC	008320	008320-1	4	M4	4.2	51	
CL832CKCAN	008325	008325-1	5/32	#8	No8	1.8	10



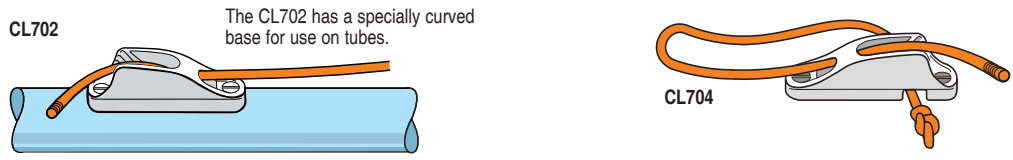
Cages CL816 and CL817 with wear resistant stainless steel allow easy cleating at extreme angles.




Accessories CL814, CL816 & CL818	Sea-Dog Part #		mm Ø inch Ø	mm Ø inch Ø	mm Ø Gauge	Gms Ozs	Standard pack
	Bulk	Display					
Keeper for 002030, 002111, 002115, 002171, 002181, 002360 & 002365 CL814 (Acetal)	008140	008140-1	4.8 3/16	M5 #10	4.8 No10	11 0.4	10
Cage for 002030, 002111, 002115, 002360 & 002365 requires CL814 CL816 (Nylon & Stainless steel)	008160	008160-1	-	-	-	30 1.1	10
Tapered Pad for 002030, 002111, 002115, 002171, 002181, 002360, 002365, 007040 & 007045 CL818 (Polypropylene)	008180	008180-1	4.8 3/16	M5 #10	4.8 No10	14 0.5	10
CK Cleat CL211Mk1+CL814+CL816 CL833CKC CL833CKCAN	008330 008335	008330-1 008335-1	4.8 3/16	M5 #10	4.8 No10	76 2.7	10




Cleats with integral fairleads for ropes to 1/4"	Sea-Dog Part #		mm Ø inch Ø	A B C			mm Ø inch Ø	mm Ø Gauge	Gms Ozs	Standard pack
	Bulk	Display								
Junior CL203 (Nylon) CL203W (Nylon)	002030 002030W	002030-1	3 - 6 1/8-1/4	82 3 1/4	66 2 5/8	18 11/16	M4 #8	4.2 No8	17 0.6	10
Racing Junior Mk1 CL211Mk1 CL211Mk1AN (Aluminum)	002111 002115	002111-1 002115-1	3 - 6 1/8-1/4	82 3 1/4	66 2 5/8	18 11/16	M5 #10	4.8 No10	34 1.2	10
Boom Cleat CL702 CL702AN (Aluminum)	007020 007025	007020-1 007025-1	3 - 6 1/8-1/4	82 3 1/4	66 2 5/8	18 11/16	M5 #10	4.8 No10	36 1.3	10
Racing Junior with Becket CL704 CL704AN (Aluminum)	007040 007045	007040-1 007045-1	3 - 6 1/8-1/4	82 3 1/4	66 2 5/8	18 11/16	M5 #10	4.8 No10	34 1.2	10



Side entry Cleats Mk1 for ropes to 1/4"	Sea-Dog Part #		mm Ø inch Ø	A B C			mm Ø inch Ø	mm Ø Gauge	Gms Ozs	Standard pack
	Bulk	Display								
Side entry (Starboard) CL217Mk1 CL217Mk1AN (Aluminum)	002171 002175	002171-1 002175-1	3 - 6 1/8-1/4	82 3 1/4	66 2 5/8	18 11/16	M5 #10	4.8 No10	32 1.2	10
Side entry (Port) CL218Mk1 CL218Mk1AN (Aluminum)	002181 002185	002181-1 002185-1	3 - 6 1/8-1/4	82 3 1/4	66 2 5/8	18 11/16	M5 #10	4.8 No10	32 1.2	10

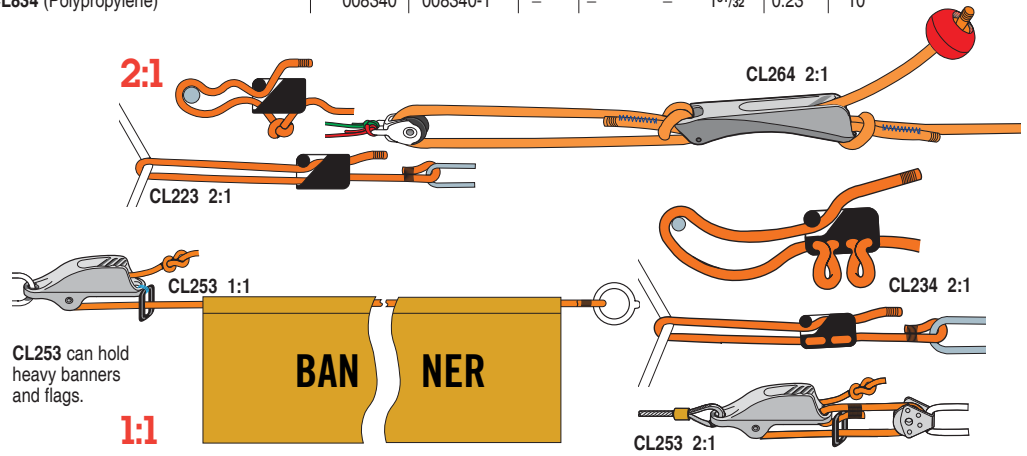


Side entry Cleats Mk2 for ropes to 1/4"	Sea-Dog Part #		mm Ø inch Ø	A B C			mm Ø inch Ø	mm Ø Gauge	Gms Ozs	Standard pack
	Bulk	Display								
Side entry (Starboard) CL217Mk2 CL217Mk2AN (Aluminum)	002172 002176	002172-1 002176-1	3 - 6 1/8-1/4	55 2 1/8	27 1 1/16	17 11/16	M4 #8	4.2 No8	24 0.8	10
Side entry (Port) CL218Mk2 CL218Mk2AN (Aluminum)	002182 002186	002182-1 002186-1	3 - 6 1/8-1/4	55 2 1/8	27 1 1/16	17 11/16	M4 #8	4.2 No8	24 0.8	10

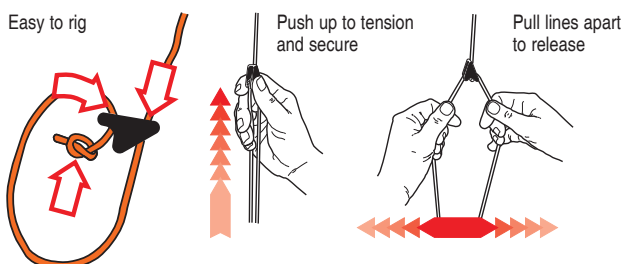




Cleats for Rigging on a Rope		Sea-Dog Part #		mm Ø inch Ø	mm inch			Gms Ozs	Standard pack
Bulk	Display	A	B		C				
Loop Cleat									
CL223	002230	002230-1	3 - 6	53	-	18	18		
CL223W (Nylon)	002230W	327223-1	1/8-1/4	2 1/16	-	1 1/16	0.7	10	
Racing JuniorMk1 with Roller									
CL230	002300	002300-1	3 - 6	82	66	18	35		
CL230AN (Aluminum)	002305	002305-1	1/8-1/4	3 1/4	2 5/8	1 1/16	1.2	10	
Fender/Large Loop Cleat									
CL234	002340	002340-1	6 - 11	78	-	24	45		
CL234W (Nylon)	002340W	327234-1	1/4-7/16	3 1/16	-	1 5/16	1.6	10	
Trapeze and Vang Cleat									
CL253	002530	002530-1	4 - 8	90	72	18	46		
CL253AN (Aluminum)	002535	002535-1	5/32-9/16	3 9/16	2 13/16	1 1/16	1.6	10	
Cobra Cleat									
CL264	002640	002640-1	4 - 6	117	-	23	47		
CL264AN (Aluminum)	002645	002645-1	5/32-1/4	4 5/8	-	2 9/32	1.7	1	
Jiffy Tie									
CL806 (Polypropylene)	008060	-	4	42	-	21	4		n/a
			5/32	1 3/4	-	7/8	0.1		
Handle for CL253 Trapeze Cleat									
CL834 (Polypropylene)	008340	008340-1	-	-	-	50	6.5		10
			-	-	-	1 31/32	0.23		



Line-Lok® Cleats for Rigging on a Rope		Sea-Dog Part #		mm Ø inch Ø	mm inch			Gms Ozs	Standard pack
Bulk	Display	A	B		C				
Line-Lok®									
CL260	002600	002600-1	2 - 5	31	-	10	2.2		
CL260W (Nylon)	002603	002603-1	1/16-9/16	1 1/4	-	3/8	0.08	10	
Mini Line-Lok®									
CL266	002660	002660-1	1 - 3	21.3	-	7	0.74		
CL266W (Nylon)	002663	002663-1	3/64-1/8	27/32	-	5/32	0.03	10	
Large Line-Lok®									
CL271	002710	002710-1	4 - 8	67	-	23	28		
CL271W (Nylon)	002713	002713-1	5/32-5/16	2 5/8	-	7/8	0.98	10	
Medium Line-Lok®									
CL276	002760	002760-1	3 - 6	47	-	17	9.6		
CL276W (Nylon)	002763	002763-1	1/8-1/4	1 7/8	-	1 1/16	0.34	10	



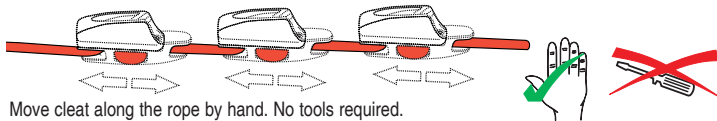
These Line Tensioners lock lines securely and are easy to release.

- Grips the line to resist being shaken loose - even in extreme conditions.
- Out performs all existing plastic guy runners.
- See www.lineelok.com

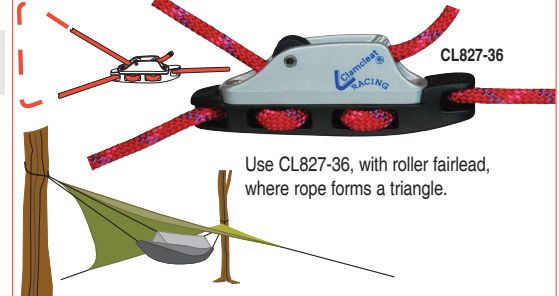
	Sea-Dog Part #		mm Ø inch Ø	mm inch			Gms Ozs	Standard pack
	Bulk	Display		A	B	C		
Aero base + CL211Mk2 Racing Junior CL826-11 (Nylon & Aluminum)	008261	008261-1	4 - 6 5/32-1/4	73 27/8	-	16 5/8	35 1.2	10
Aero base + CL211Mk2AN Hard Anodized Racing Junior CL826-11AN (Nylon & Aluminum)	008265	008265-1	4 - 6 5/32-1/4	73 27/8	-	16 5/8	35 1.2	10
Aero base + CL272Mk2 Nylon Junior CL826-72 (Nylon)	008263	008263-1	4 - 6 5/32-1/4	73 27/8	-	16 5/8	23 0.8	10




	Sea-Dog Part #		mm Ø inch Ø	mm inch			Gms Ozs	Standard pack
	Bulk	Display		A	B	C		
Aero base + CL203 Nylon Junior CL827-03 (Nylon)	008277	-	4 - 6 5/32-1/4	112 4 3/8	-	19 3/4	43 1.5	10
Aero base + CL211Mk1 Racing Junior CL827-11 (Nylon & Aluminum)	008271	-	4 - 6 5/32-1/4	112 4 3/8	-	19 3/4	62 2.2	10
Aero base + CL211Mk1 Hard Anodized Racing Junior CL827-11AN (Nylon & Aluminum)	008272	008272-1	4 - 6 5/32-1/4	112 4 3/8	-	19 3/4	62 2.2	10
Aero base + CL217Mk1 Side entry Racing Junior (Starboard) CL827-17 (Nylon & Aluminum)	008273	-	4 - 6 5/32-1/4	112 4 3/8	-	19 3/4	59 2.1	10
Aero base + CL217 Mk1 Hard Anodized Side entry Racing Junior (Starboard) CL827-17AN (Nylon & Aluminum)	008274	-	4 - 6 5/32-1/4	112 4 3/8	-	19 3/4	59 2.1	10
Aero base + CL218Mk1 Side entry Racing Junior (Port) CL827-18 (Nylon & Aluminum)	008275	-	4 - 6 5/32-1/4	112 4 3/8	-	19 3/4	59 2.1	10
Aero base + CL218 Mk1 Hard Anodized Side entry Racing Junior (Port) CL827-18AN (Nylon & Aluminum)	008276	-	4 - 6 5/32-1/4	112 4 3/8	-	19 3/4	59 2.1	10
Aero base + CL236 Roller Fairlead Racing Junior CL827-36 (Nylon & Aluminum)	008278	-	4 - 6 5/32-1/4	112 4 3/8	-	19 3/4	69 2.4	10
Aero base + CL236 Hard Anodized Roller Fairlead Racing Junior CL827-36AN (Nylon & Aluminum)	008279	-	4 - 6 5/32-1/4	112 4 3/8	-	19 3/4	69 2.4	10



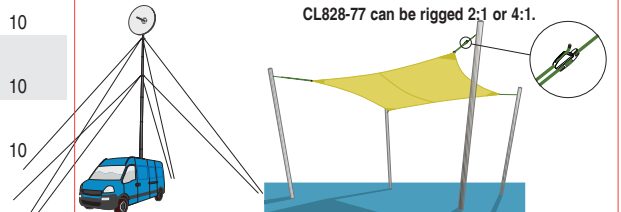
Side entry fairlead aids quick rigging and unrigging.



	Sea-Dog Part #		mm Ø inch Ø	mm inch			Gms Ozs	Standard pack
	Bulk	Display		A	B	C		
Aero base + CL263 Nylon Micros CL828-63 (Nylon)	008287	-	3 - 4 1/8-5/32	60 2 3/8	-	13 1/2	15 0.5	10
Aero base + CL268 Racing Micros CL828-68 (Nylon & Aluminum)	008281	008281-1	3 - 4 1/8-5/32	60 2 3/8	-	13 1/2	21 0.75	10
Aero base + CL268 Hard Anodized Racing Micros CL828-68AN (Nylon & Aluminum)	008282	008282-1	3 - 4 1/8-5/32	60 2 3/8	-	13 1/2	21 0.75	10
Aero base + CL270 Racing Micros with Becket CL828-70 (Nylon & Aluminum)	008288	-	3 - 4 1/8-5/32	60 2 3/8	-	13 1/2	24 0.85	10
Aero base + CL270 Hard Anodized Racing Micros with Becket CL828-70AN (Nylon & Aluminum)	008289	-	3 - 4 1/8-5/32	60 2 3/8	-	13 1/2	24 0.85	10
Aero base + CL277 Side entry Racing Micros (Starboard) CL828-77 (Nylon & Aluminum)	008283	-	3 - 4 1/8-5/32	60 2 3/8	-	13 1/2	23 0.8	10
Aero base + CL77 Hard Anodized Side entry Racing Micros (Starboard) CL828-77AN (Nylon & Aluminum)	008284	-	3 - 4 1/8-5/32	60 2 3/8	-	13 1/2	23 0.8	10



CL828-77 can be rigged 2:1 or 4:1.





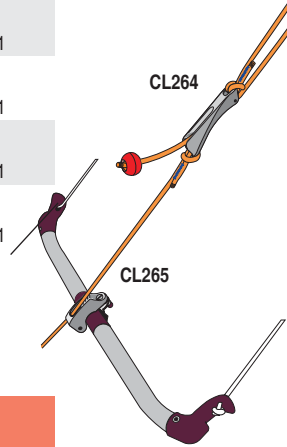
Kitesurfing Cleats

Sea-Dog Part #		mm Ø inch Ø	mm inch			Gms Ozs	Standard pack
Bulk	Display		A	B	C		
Racing Junior Mk2		3 - 6	55	27	17	23	1
CL211Mk2AN (Aluminum)		1/8-1/4	2 1/8	1 1/16	5/8	0.8	
Trapeze and Vang Cleat		4 - 8	89	72	18	46	1
CL253 (Aluminum)		5/32-5/16	3 1/2	2 13/16	1 1/16	1.6	
Cobra Cleat		4 - 6	120	-	23	47	1
CL264 (Aluminum)		3/16-1/4	4 29/32	-	2 9/32	1.7	
Bar Cleat		4 - 8	63	-	18	60	1
CL265 (Aluminum + S/Steel)		5/32-5/16	2 1/2	-	1 1/16	2.1	
Aero base + CL211Mk2AN		4 - 6	78	-	16	46	1
CL829-11AN (Nylon & Aluminium)		5/32-1/4	3 1/16	-	5/8	1.6	

The AN suffix indicates an extra superior Hard Anodized finish.

The ultimate kite surfing rig for complete control, uses the CL265 Bar cleat and the in-line CL264 Cobra cleat.


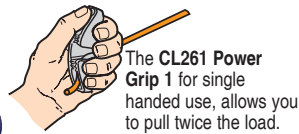
Bar diameter 1"-1 3/16" Ø (25 - 31 mm)



Power Grip Cleats

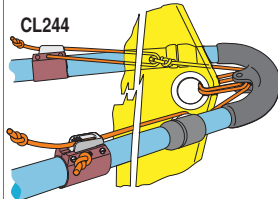
Sea-Dog Part #		mm Ø inch Ø	mm inch			Gms Ozs	Standard pack
Bulk	Display		A	B	C		
Tug Cleat		3 - 6	92	-	17	52	10
CL249 (Aluminum)		1/8-1/4	3 9/16	-	1 1/16	1.9	
Power Grip 1		3 - 6	95	-	17	52	10
CL261 (Aluminum)		1/8-1/4	3 3/4	-	1 1/16	1.9	
Power Grip 2		3 - 6	189	-	17	70	10
CL262 (Aluminum)		1/8-1/4	7 7/16	-	1 1/16	2.5	

The CL249 is used for tensioning traditional African drums.

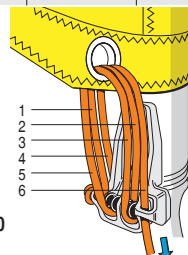


Windsurfing Cleats

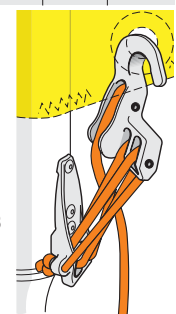
Sea-Dog Part #		mm Ø inch Ø	mm inch			mm Ø inch Ø	Gms Ozs	Standard pack
Bulk	Display		A	B	C			
Compact Twin Sheave Cleat		3 - 6	53	31	40	M5 #10	40	5
CL247 (Aluminum)		1/8-1/4	2 1/16	1 1/4	1 9/16	-	1.4	
Cleat with Hook and 3 Sheaves		3 - 5	69	-	40	-	52	5
CL248 (Aluminum)		1/8-3/16	2 3/4	-	1 9/16	-	1.8	
The Gap Closer		3 - 5	84	11+29	48	M5 #10	43	5
CL250 (Aluminum)		1/8-3/16	3 1/4	7/16+1 1/8	1 7/8	-	1.6	
Trapeze and Vang Cleat		4 - 8	89	72	18	-	46	5
CL253 (Aluminum)		5/32-5/16	3 1/2	2 13/16	1 1/16	-	1.6	
Rivet-on Fitting for 6:1 Ratio		3 - 5	83	11+29	37	M5 #10	32	5
CL708 (Aluminum)		1/8-3/16	3 1/4	7/16+1 7/16	1 7/16	-	1.1	
Boom Cleat and Clamp		3 - 6	58	-	-	-	32	5
CL244 (Aluminum + Nylon)		1/8-1/4	2 1/4	-	-	-	1.1	



Adjustable Outhaul

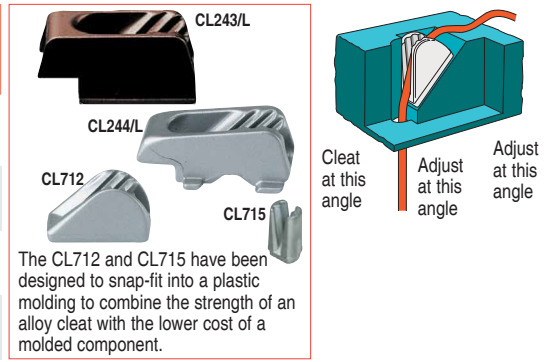


CL250 6:1

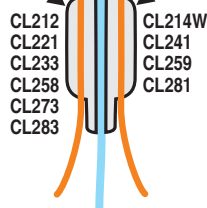
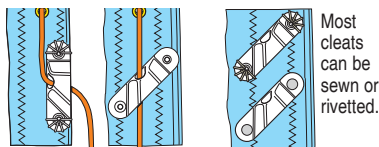
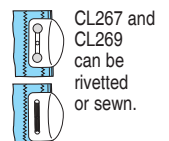
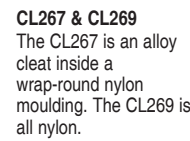
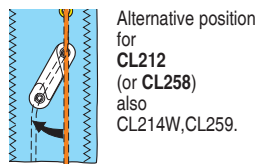


CL248 + CL708 6:1

Insert Cleats	Sea-Dog Part #		mm Ø inch Ø	mm inch			Gms Ozs	Standard pack
	Bulk	Display		A	B	C		
Nylon Insert Cleat with Fairlead CL243/L	002430	-	3 - 6 1/8-1/4	42 1 21/32	-	22 7/8	10 0.4	n/a
Aluminum Insert Cleat with Fairlead CL244/L	002440	-	3 - 5 1/8-3/16	42 1 21/32	-	22 7/8	18 0.6	n/a
Small Insert Cleat CL712 (Aluminum)	007120	-	3 - 5 1/8-3/16	28 1 1/8	-	11 7/16	7 0.2	n/a
Insert Cleat CL715 (Aluminum)	007150	-	3 - 5 1/8-3/16	9 3/8	-	12 7/16	3 0.1	n/a

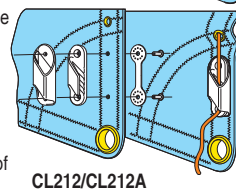


Sail Cleats	Sea-Dog Part #		mm Ø inch Ø	mm inch			mm Ø inch Ø	Gms Ozs	Standard pack
	Bulk	Display		A	B	C			
Leech Line Cleat CL212 (Nylon)	002120	002120-1	2 - 5 1/16-3/16	70 2 3/4	49 1 15/16	21 1 3/16	4 5/32	9 0.3	10
Shield for CL212 CL212A (Nylon)	002125	-	-	71 2 3/4	49 1 15/16	29 1 1/8	4 5/32	4 0.1	10
Backplate for CL212 CL212BP (Nylon)	002120P	-	-	70 2 3/4	49 1 15/16	21 1 3/16	-	2 0.08	10
Backplate Black for CL241AN, CL258AN, CL259AN & CL273AN CL212BP- B (Nylon)	002120BP	-	-	70 2 3/4	49 1 15/16	21 1 3/16	-	2 0.08	10
Fine Line Cleat (Port) CL214W (Nylon)	002140W	-	2 - 5 1/16-3/16	70 2 3/4	49 1 15/16	21 1 3/16	4 5/32	9 0.3	10
Dinghy Leech Line Cleat CL221 (Nylon)	002210	-	0 - 3 0-1/8	43 1 3/4	33 1 3/16	17 1 1/16	3 1/8	4 0.1	10
Sail Line Cleat CL233 (Nylon)	002330	-	2 - 6 1/16-1/4	57 2 1/4	-	34 1 5/16	-	8 0.3	10
Backplate CL233BP (Nylon) for CL233	002330BP	-	-	57 2 1/4	-	34 1 5/16	-	2 0.08	10
Racing Sail Line Cleat (Starboard) CL241+ PR	002410	-	3 - 6 1/8-1/4	70 2 3/4	49 1 15/16	21 1 3/16	4 5/32	16 0.6	10
CL241AN (Aluminum)	002415	-	3 - 6 1/8-1/4	70 2 3/4	49 1 15/16	21 1 3/16	4 5/32	19 0.7	10
Racing Fine Line (Starboard) CL258	002580	-	3 - 6 1/8-1/4	70 2 3/4	49 1 15/16	21 1 3/16	4 5/32	19 0.7	10
CL258AN (Aluminum)	002585	-	3 - 6 1/8-1/4	70 2 3/4	49 1 15/16	21 1 3/16	4 5/32	19 0.7	10
Racing Fine Line (Port) CL259	002590	-	3 - 6 1/8-1/4	70 2 3/4	49 1 15/16	21 1 3/16	4 5/32	19 0.7	10
CL259AN (Aluminum)	002595	-	3 - 6 1/8-1/4	70 2 3/4	49 1 15/16	21 1 3/16	4 5/32	19 0.7	10
Sail Edge Cleat CL267 (Nylon + Aluminum)	002670	002670-1	2 - 4 1/16-5/32	50 2	-	37 1 7/16	4 5/32	12 0.42	10
Sail Edge Cleat CL269 (Nylon)	002690	002690-1	2 - 4 1/16-5/32	50 2	-	37 1 7/16	4 5/32	10 0.35	10
Racing Sail Line Cleat (Port) CL273	002730	002730-1	3 - 6 1/8-1/4	70 2 3/4	49 1 15/16	21 1 3/16	4 5/32	16 0.6	10
CL273AN (Aluminum)	002735	-	3 - 6 1/8-1/4	70 2 3/4	49 1 15/16	21 1 3/16	4 5/32	16 0.6	10
Sail Cleat (Port) CL281W (Nylon)	00281W	-	3 - 6 1/8-1/4	70 2 3/4	49 1 15/16	21 1 3/16	4 5/32	9 0.6	10
Sail Cleat (Starboard) CL283W (Nylon)	00283W	-	3 - 6 1/8-1/4	70 2 3/4	49 1 15/16	21 1 3/16	4 5/32	9 0.6	10



Most cleats are available with or without backplates and rivets.

The CL212A shield prevents the CL212 and CL258 snagging in shrouds or other parts of the rigging.

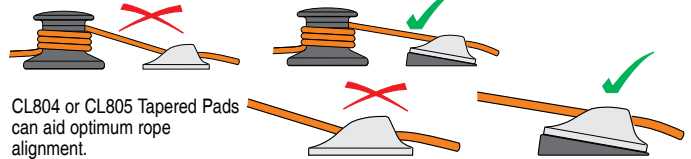


CL241 & CL273 These also have alternative uses on rigid surfaces.



Sea-Dog Part #		mm Ø inch Ø	mm inch			mm Ø inch Ø	mm Ø Gauge	Gms Ozs	Standard pack	
Bulk	Display		A	B	C					
Cleats for ropes to 5/32"										
Midi CL209 (Nylon)	002090	002090-1	4 - 8 5/32-5/16	73 27/8	55 2 1/8	19 3/4	M5 #10	4.8 No10	20 0.7	10
Side-fixing Midi CL215 (Nylon)	002150	002150-1	4 - 8 5/32-5/16	41 1 5/8	27 1 1/8	43 1 11/16	M5 #10	4.8 No10	14 0.5	10
Midi with integral Fairlead CL231 (Nylon)	002310	002310-1	4 - 8 5/32-5/16	88 37/16	54 2 1/8	22 7/8	M5 #10	4.8 No10	30 1.1	10
Racing Midi CL254	002540	002540-1	4 - 8 5/32-5/16	71	55	18	M5	4.8	38	10
Tapered Pad for CL209, CL254 & CL254AN CL803 (Polypropylene)	002545	002545-1	4 - 8 5/32-5/16	71	55	18	M5	4.8	38	10
	008030	-	-	79 3 1/8	-	24 15/16	M5 #10	4.8 No10	8 0.3	10


Tapered pads aid optimum rope alignment, especially when a fairlead would not be appropriate.



CL804 or CL805 Tapered Pads can aid optimum rope alignment.



Sea-Dog Part #		mm Ø inch Ø	mm inch			mm Ø inch Ø	mm Ø Gauge	Gms Ozs	Standard pack	
Bulk	Display		A	B	C					
Cleats for ropes to 3/8"										
Horizontal CL202 (Nylon)	002020	002020-1	6 - 10 1/4-3/8	74 2 15/16	51 2	79 3 1/8	M6 1/4	6.3 No14	64 2.3	10
Lateral (Starboard) CL206 (Nylon)	002060	002060-1	6 - 10 1/4-3/8	75 3	51 2	50 2	M6 1/4	6.3 No14	35 1.3	10
Lateral (Port) CL207 (Nylon)	002070	002070-1	6 - 10 1/4-3/8	75 3	51 2	50 2	M6 1/4	6.3 No14	35 1.3	10



One of the first non-marine uses for Clamcleat® rope cleats was to tension and secure safety slings used by electricity and telephone engineers when working up ladders leaning against poles.



Sea-Dog Part #		mm Ø inch Ø	mm inch			mm Ø inch Ø	mm Ø Gauge	Gms Ozs	Standard pack	
Bulk	Display		A	B	C					
Cleats for ropes to 1/2"										
Vertical CL201 (Nylon)	002010	002010-1	6 - 12 1/4-1/2	95 3 3/4	72 2 13/16	28 1 1/8	M6 1/4	6 No14	43 1.5	10
Racing Vertical CL219	002190	002190-1	6 - 12 1/4-1/2	90 3 9/16	72 2 13/16	27 1 1/16	M6 1/4	6.3 No14	70 2.5	1
CL219AN (Aluminum)	002195	002195-1	6 - 12 1/4-1/2	90 3 9/16	72 2 13/16	27 1 1/16	M6 1/4	6.3 No14	70 2.5	1
Uncoated Racing Vertical CL219VB (Aluminum)	002190NC	-	6 - 12 1/4-1/2	90 3 9/16	72 2 13/16	27 1 1/16	M6 1/4	6.3 No14	70 2.5	1
Vertical with Integral Fairlead CL228 (Nylon)	002280	002280-1	6 - 12 1/4-1/2	114 4 1/2	72 2 13/16	30 1 3/16	M6 1/4	6.3 No14	68 2.4	1
Tapered Pad for CL201, CL219, CL219AN, CL237 & CL238 CL804 (Polypropylene)	008040	-	-	103 4 1/16	-	34 1 3/8	M6 1/4	6.3 No14	18 0.6	10

The AN suffix indicates an extra superior Hard Anodized finish.

Our aluminum cleats are easily welded to provide a strong and permanent fixing. Where an alloy cleat needs to be fixed to an aluminum surface welding can be less expensive than drilling holes and bolting on a cleat. Applications include aluminum fishing boats and oil rigs.



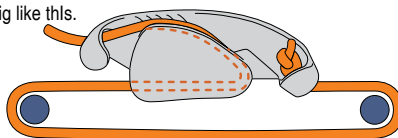
Trucker Hitch Cleat

Trucker Hitch Cleat
CL719 (Nylon)

An aerial cleat that rigs like the trucker's hitch / wagoner's hitch.



Rig like this.



Sea-Dog Part #		mm Ø inch Ø	A B C			mm inch	mm Ø inch Ø	Gms Ozs	Standard pack
Bulk	Display		A	B	C				
007190	007190-1	5 - 7 3/16-1/4	139 5 7/16	-	28 1 1/8	73 2.6	1		



CL719

Easy to use, can be fastened and released with one hand and operated from a distance.

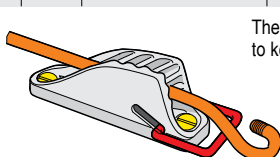
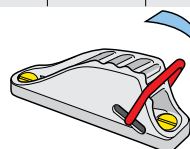
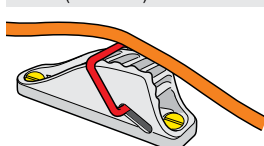
Uses a single piece of rope.

Uses include aiding installation of machinery and heavy duty cables.

Spring-gate Cleats for ropes to 1/2"

Vertical with Spring-gate
CL237 (Nylon)

Racing Vertical with Spring-gate
CL238 (Aluminum)



The red gate is flipped up by hand to keep the rope out of the cleat.

Sea-Dog Part #		mm Ø inch Ø	A B C			mm Ø inch Ø	mm Ø Gauge	Gms Ozs	Standard pack
Bulk	Display		A	B	C				
002370	002370-1	6 - 12 1/4-1/2	95 3 3/4	72 2 13/16	40 1 5/8	M6 1/4	6.3 No14	47 1.7	
002380	002380-1	6 - 12 1/4-1/2	90 3 9/16	72 2 13/16	40 1 5/8	M6 1/4	6.3 No14	75 2.6	



CL237

CL238

Spring-gate Cleats for ropes to 5/8"

Major with Spring-gate
CL239 (Nylon)

Racing Major with Spring-gate
CL240 (Aluminum)

Sea-Dog Part #		mm Ø inch Ø	A B C			mm Ø inch Ø	Gms Ozs	Standard pack
Bulk	Display		A	B	C			
002390	002390-1	10-16 3/8-5/8	122 4 13/16	95 3 3/4	49 2	M8 5/16	88 3.2	1
002400	002400-1	10-16 3/8-5/8	118 4 5/8	95 3 3/4	50 2	M8 5/16	166 5.9	1



CL239

CL240

Cleats for ropes to 5/8"

Major
CL205 (Nylon)

Racing Major
CL220 (Aluminum)

Uncoated Racing Major
CL220 (Aluminum)
Fairlead for CL205, CL220, CL239 & CL240
CL2245 (Stainless Steel)

Tapered Pad
CL805 (Polypropylene)

Sea-Dog Part #		mm Ø inch Ø	A B C			mm Ø inch Ø	Gms Ozs	Standard pack
Bulk	Display		A	B	C			
002050	002050-1	10-16 3/8-5/8	122 4 13/16	95 3 3/4	36 1 7/16	M8 5/16	85 3.0	5
002200	002200-1	12-16 1/2-5/8	118 4 5/8	95 3 3/4	37 1 1/2	M8 5/16	163 5.7	1
002200NC	-	12-16 1/2-5/8	118 4 5/8	95 3 3/4	37 1 1/2	M8 5/16	163 5.7	1
002245	002245-1	-	50 1 3/16	-	41 1 5/8	M8 5/16	72 2.5	1
008050	008050-1	-	131 5 1/8	-	45 1 3/4	M8 5/16	35 1.2	5



CL205

CL220

CL220VB

CL805



The CL220VB and CL219VB, with uncoated finish, can be welded to an aluminum substrate.



CL2245



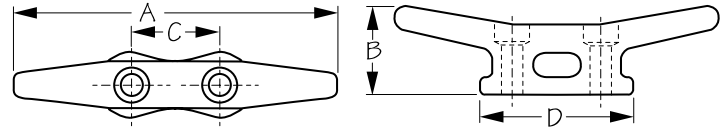
CL205 + CL2245

CL220 + CL2245



OPEN BASE CLEAT - FLAT HEAD

Hot Dipped Galvanized Iron



Bulk	Display	A	B	C	D	Fastener	Wt.(lb.)	Std. Pack
040103	040103-1	3-1/2"	1"	13/16"	1-5/8"	#8 FH	.13 / .26	10 ea / 10 pr
040104	040104-1	4"	1-1/8"	7/8"	1-7/8"	#10 FH	.23 / .46	10 ea / 10 pr
040105	040105-1	5"	1-5/16"	1-1/16"	2-3/16"	#12 FH	.29 / .58	10 ea / 10 pr
040106	040106-1	6"	1-3/8"	1-1/4"	2-3/16"	1/4" FH	.38 / .76	10 ea / 10 pr
040108	040108-1	8"	2-1/8"	1-11/16"	3-1/4"	5/16" FH	1.42	10 ea
040110	n/a	10"	2-1/2"	2-3/8"	4-1/16"	3/8" FH	2.14	10 ea
040112	n/a	12"	2-7/8"	3-1/4"	5-5/16"	3/8" FH	3.09	5 ea
040114	n/a	14"	3-1/2"	4-1/4"	6-1/8"	1/2" FH	5.18	5 ea

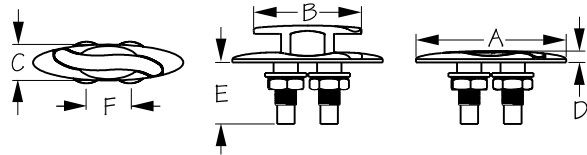
These Flat Head Open Base Cleats are for use on smaller recreational craft and recreational docks. Not recommended for large boats or for use in commercial applications. Constructed of corrosion resistant hot dipped galvanized cast iron. Installs with two FH thru-bolts (not included).

⚠WARNING: Cancer and Reproductive Harm - www.P65Warnings.ca.gov



S-STYLE PULL-UP CLEAT

Investment Cast 316 Stainless Steel



Bulk	Display	A	B	C	D	E	F	Wt.(lb.)	Std. Pack
041304	041304-1	6-1/4"	4-1/2"	1-1/2"	1/2"	2-9/16"	1-13/16"	1.28	10 ea
041306	n/a	8-3/4"	6-1/4"	2"	1/2"	3-1/8"	2-3/8"	2.04	10 ea
041308	n/a	10-1/2"	7-1/2"	2-1/2"	5/8"	3-3/8"	2-13/16"	3.79	5 ea
041484	n/a	Backing Plate for 041304						.31	10 ea
041486	n/a	Backing Plate for 041306						.61	10 ea
041488	n/a	Backing Plate for 041308						.91	10 ea
041594	n/a	Drain Fitting for 041304						.01	10 ea
041596	n/a	Drain Fitting for 041306						.02	10 ea
041598	n/a	Drain Fitting for 041308						.03	10 ea

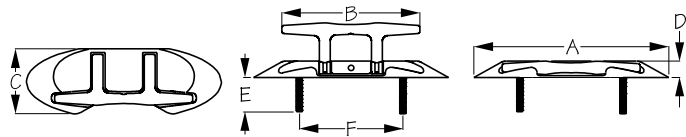
These newly designed S-Style Pull-Up Cleats recess flush to the deck for an attractive, contemporary look. The stud mounted fasteners are hidden and will accept optional drain fittings for water drainage to bilge. Constructed of corrosion resistant investment cast 316 stainless steel. Backing plates for bulk cleats sold separately. Display packaging (041304-1) includes backing plate. Drain fittings (pictured) sold separately.

⚠WARNING: Cancer and Reproductive Harm - www.P65Warnings.ca.gov



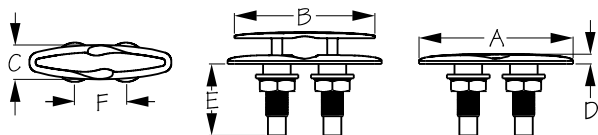
FOLDING STUD MOUNT CLEAT

Investment Cast 316 Stainless Steel



Bulk	Display	A	B	C	D	E	F	Fastener	Wt.(lb.)	Std. Pack
041404	041404-1	6-7/16"	4-1/2"	2-1/8"	1/2"	1-11/16"	2-11/16"	1/4"-20 NC	.71	10 ea
041406	n/a	8-5/16"	6"	2-3/4"	3/4"	1-3/4"	4-1/2"	5/16"-18 NC	1.67	10 ea
041408	n/a	11"	8"	3-5/8"	7/8"	2-3/16"	5-7/16"	3/8"-16 NC	4.45	5 ea

These highly polished Folding Stud Mount Cleats lock down when not in use and flip back up when it's time to tie off. Surface mount means there are no drain tubes or receptacles required to prevent leaks. Installation is easy with two standard bit size holes drilled for the studs (no cutouts or hole saws required). The stud mounted fasteners are hidden for an attractive, flush appearance. Constructed of corrosion resistant investment cast 316 stainless steel.



PULL-UP CLEAT

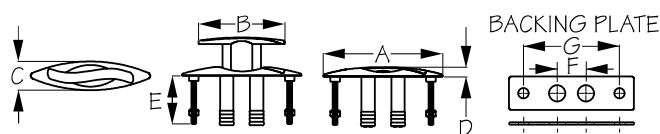
Investment Cast 316 Stainless Steel



Bulk	Display	A	B	C	D	E	F	Wt.(lb.)	Std. Pack
041424	041424-1	5"	4-1/2"	1-3/16"	7/16"	2-1/4"	1-3/4"	1.52	10 ea
041426	n/a	6-1/4"	5-3/4"	1-3/8"	7/16"	3"	2-1/4"	1.75	10 ea
041428	n/a	8-1/2"	8"	2-1/8"	9/16"	3-7/16"	2-13/16"	3.51	5 ea
041484	n/a	Backing Plate for 041424						.31	10 ea
041486	n/a	Backing Plate for 041426						.61	10 ea
041488	n/a	Backing Plate for 041428						.91	10 ea
041594	n/a	Drain fitting for 041424						.01	10 ea
041596	n/a	Drain fitting for 041426						.02	10 ea
041598	n/a	Drain fitting for 041428						.03	10 ea

These Pull-Up Cleats recess flush to the deck for an attractive, contemporary look. The stud mounted fasteners are hidden and will accept optional drain fittings for water drainage to bilge. Constructed of investment cast 316 stainless steel. Backing plates for bulk cleats sold separately. Display packaging includes backing plate. Drain fittings (pictured) sold separately.

▲WARNING: Cancer and Reproductive Harm - www.P65Warnings.ca.gov



S-STYLE PULL-UP CLEAT WITH STUDS

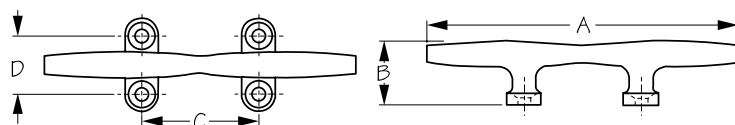
Investment Cast 316 Stainless Steel



Bulk	Display	A	B	C	D	E (Stud Size)	F	G	Wt.(lb.)	Std. Pack
041504	041504-1	6-1/4"	4-1/2"	1-1/2"	5/8"	5/16"-18 NC x 2-11/16"	1-9/16"	5"	1.27 / 1.59	10 ea
041506	n/a	8-3/4"	6-1/4"	2-1/8"	5/8"	7/16"-14 NC x 3-3/4"	2-3/4"	7-1/4"	2.98	10 ea
041584	n/a	Backing plate for 041504						.32	10 ea	
041586	n/a	Backing plate for 041506						.63	10 ea	
041594	n/a	Drain Fitting for 041504						.01	10 ea	
041598	n/a	Drain Fitting for 041506						.03	10 ea	

These newly designed S-Style Pull-Up Cleats recess flush to the deck for an attractive, contemporary look. Stud mounted the fasteners are hidden. Includes stainless steel washers and nuts. Constructed of corrosion resistant investment cast 316 stainless steel. Backing plates for bulk cleats sold separately. Display packaging (041504-1) includes backing plate.

▲WARNING: Cancer and Reproductive Harm - www.P65Warnings.ca.gov



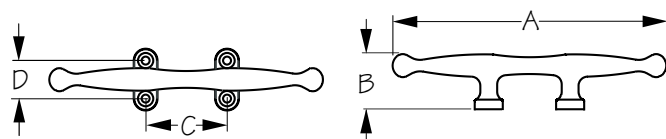
OPEN BASE CLEAT

Investment Cast 316 Stainless Steel



Bulk	Display	A	B	C	D	Fastener	Wt.(lb.)	Std. Pack
041604	041604-1	4"	15/16"	1-3/4"	1"	#10 FH	.22	10 ea
041605	041605-1	5"	1-1/8"	2-1/8"	1"	#10 FH	.27	10 ea
041606	041606-1	6"	1-1/4"	2-1/4"	1-1/8"	1/4" FH	.42	10 ea
041608	041608-1	8"	1-1/2"	2-13/16"	1-3/8"	1/4" FH	.95	10 ea
041610	041610-1	10"	1-7/8"	3-5/8"	1-3/4"	5/16" FH	1.39	5 ea
041612	041612-1	12"	2-1/8"	3-3/4"	1-7/8"	5/16" FH	1.87	5 ea

These Open Base Cleats provide easy line tie-off and corrosion resistance in a classic style. Constructed of corrosion resistant investment cast 316 stainless steel. Installs with four FH thru-bolts (not included).



SMART CLEAT

Investment Cast 316 Stainless Steel



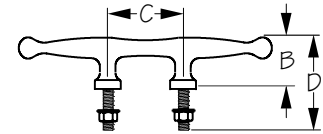
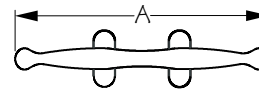
Bulk	Display	A	B	C	D	Fastener	Wt.(lb.)	Std. Pack
041636	041636-1	6-1/4"	1-5/8"	2"	1-1/4"	1/4" FH	.65	10 ea

The Smart Cleat provides easy line tie-off in a classic style. Knob end prevents lines from easily slipping off and minimizes potential collision injuries. Constructed of corrosion resistant investment cast 316 stainless steel. Open base mount cleats install with four 1/4" FH fasteners (not included).



SMART CLEAT - STUD MOUNT

Investment Cast 316 Stainless Steel



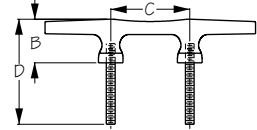
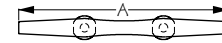
Bulk	Display	A	B	C	D	Stud Size	Fastener	Wt.(lb.)	Std. Pack
041666	041666-1	6-1/4"	1-9/16"	2"	3"	1/4" x 1-1/2"	1/4"-20 NC	.62	10 ea

The Stud Mount Smart Cleat provides easy line tie-off in a classic style. Knob end prevents lines from easily slipping off and minimizes potential collision injuries. The stud mounted fasteners are hidden, leaving no exposed fasteners to collect water or debris. Studs are 1/4"-20 x 1-1/2". Installation is easy with two standard bit size holes drilled for the studs (no cutouts or hole saws required). Includes stainless steel washers and nuts. Constructed of corrosion resistant investment cast 316 stainless steel.



STUD MOUNT CLEAT

Investment Cast 316 Stainless Steel



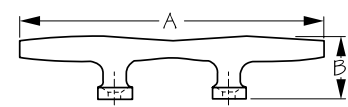
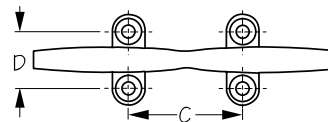
Bulk	Display	A	B	C	D	Stud Size	Fastener	Wt.(lb.)	Std. Pack
041656	n/a	6"	1-1/4"	2-1/4"	3"	5/16" x 1-3/4"	5/16"-18 NC	.46	10 ea

This polished Stud Mount Cleat features attractive, traditional styling. The stud mounted fasteners are hidden, leaving no exposed fasteners to collect water or debris. Installation is easy with two standard bit size holes drilled for the studs (no cutouts or hole saws required). Includes stainless steel washers and nuts. Constructed of corrosion resistant investment cast 316 stainless steel.



HEAVY DUTY OPEN BASE CLEAT

Investment Cast 316 Stainless Steel



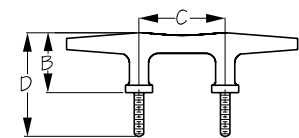
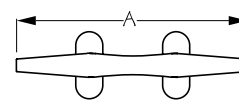
Bulk	Display	A	B	C	D	Fastener	Wt.(lb.)	Std. Pack
041708	n/a	8"	2"	3-5/16"	1-3/4"	1/4" FH	1.50	5 ea
041710	n/a	10"	2-3/8"	3-3/4"	1-7/8"	5/16" FH	2.14	5 ea
041712	n/a	12"	2-13/16"	4-13/16"	2-1/2"	5/16" FH	4.11	4 ea
041715	n/a	15"	3-3/4"	4-7/8"	2-9/16"	1/2" FH	5.70	4 ea
041718	n/a	18"	3-13/16"	6"	2-11/16"	1/2" FH	7.71	2 ea

These large Heavy Duty Open Base Cleats are designed to handle multiple dock lines and distribute heavy loads more easily. They provide easy line tie-off in a traditional style cleat. Constructed of corrosion resistant investment cast 316 stainless steel. Installs with four FH thru-bolts (not included).



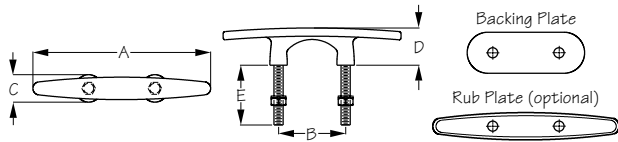
HEAVY DUTY OPEN BASE STUD MOUNT CLEAT

Investment Cast 316 Stainless Steel



Bulk	Display	A	B	C	D	Stud Size	Fastener	Wt.(lb.)	Std. Pack
041760	n/a	10"	2-5/16"	3-3/4"	4-5/16"	1/2" x 2"	1/2"-13 NC	2.43	5 ea
041762	n/a	12"	2-5/8"	4-7/8"	4-5/8"	1/2" x 2"	1/2"-13 NC	3.88	4 ea

These Heavy Duty Open Base Stud Mount Cleats feature attractive, traditional styling. The stud mounted fasteners are hidden, leaving no exposed fasteners to collect water or debris. Installation is easy with two standard bit size holes drilled for the studs (no cutouts or hole saws required). Studs are 1/2"-13 x 2". Constructed of corrosion resistant investment cast 316 stainless steel. Installs with two 1/2" nuts and washers (not included).



ARCH STUD MOUNT CLEAT

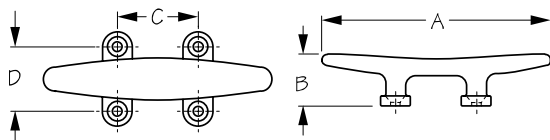
Investment Cast 316 Stainless Steel



Bulk	Display	A	B	C	D	E	Backing Plate	Fastener	Wt.(lb.)	Std. Pack
041856	n/a	6"	2-1/4"	1"	1-3/16"	2"	3-7/8"x1-3/8"	5/16"-18 NC	.75	10 ea
041858	n/a	8"	2-13/16"	1-3/8"	1-3/8"	2-1/2"	4-1/2"x1-3/4"	7/16"-14 NC	1.58	10 ea
041860	n/a	10"	3-5/8"	1-11/16"	1-13/16"	3"	5-3/4"x2-1/8"	7/16"-14 NC	2.18	5 ea
041886	n/a	6" Rub Plate							.28	5 ea
041888	n/a	8" Rub Plate							.38	5 ea
041890	n/a	10" Rub Plate							.57	5 ea



These Arch Stud Mount Cleats are classically styled. The stud mounted fasteners are hidden, leaving no exposed fasteners to collect water or debris. Installation is easy with two standard bit size holes drilled for the studs (no cutouts or hole saws required). Constructed of corrosion resistant investment cast 316 stainless steel. Installs with dull metal backing plate and two locking nuts (included). Optional decorative, mirror polished rub plate available for all sizes (pictured).



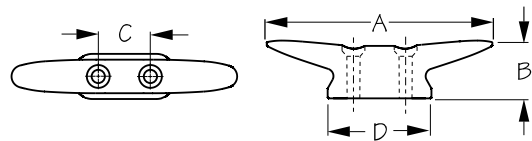
LOW SILHOUETTE CLEAT

Investment Cast 316 Stainless Steel



Bulk	Display	A	B	C	D	Fastener	Wt.(lb.)	Std. Pack
041906	041906-1	6"	1-1/4"	2-1/16"	1-5/8"	1/4" FH	.75	10 ea
041908	041908-1	8"	1-11/16"	2-1/4"	1-5/8"	1/4" FH	1.25	10 ea

Designed to fit in tight spaces. A wide base, heavy duty version of the classic 4-hole cleat. Constructed of corrosion resistant investment cast 316 stainless steel for superior durability. Installs with four 1/4" FH fasteners (not included).



CLOSED BASE CLEAT

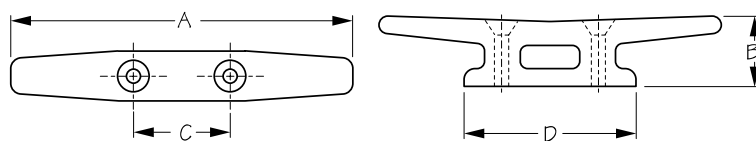
Cast Brass



Bulk	Display	A	B	C	D	Fastener	Wt.(lb.)	Std. Pack
042103	042103-1	3-3/16"	13/16"	11/16"	1-3/8"	#6 FH	.17 / .34	10 ea / 10 pr
042104	042104-1	4"	1"	3/4"	1-11/16"	#10 FH	.27 / .54	10 ea / 10 pr
042105	042105-1	5"	1-1/4"	1"	1-15/16"	#12 FH	.39 / .78	10 ea / 10 pr

Built to withstand the elements. Available in three sizes to accommodate various line sizes and applications. Constructed of polished cast brass for an attractive yet classic appearance. Installation requires two FH fasteners (not included).

⚠WARNING: Cancer and Reproductive Harm - www.P65Warnings.ca.gov



OPEN BASE CLEAT

Injection Molded Nylon



Bulk	Display	Color	A	B	C	D	Fastener	Wt.(lb.)	Std. Pack
043030	043030-1	Black	3"	11/16"	1"	1-5/8"	#6 FH	.01 / .02	10 ea / 10 pr
043040	043040-1	Black	4"	7/8"	1-1/8"	2"	#8 FH	.03 / .06	10 ea / 10 pr
043050	043050-1	Black	5"	1-1/16"	1-7/16"	2-1/2"	#10 FH	.06 / .12	10 ea / 10 pr
043051	n/a	White	5"	1-1/16"	1-7/16"	2-1/2"	#10 FH	.06	10 ea
043065	043065-1	Black	6-1/2"	1-3/8"	1-11/16"	2-15/16"	#12 FH	.11	10 ea
043080	043080-1	Black	8"	1-11/16"	2"	3-3/8"	1/4" FH	.20	10 ea

These Open Base Cleats are designed with a molded-in recess in the base, trapping sealant in place for a more watertight seal. Constructed of durable corrosion and UV resistant injection molded nylon. Installs with two FH fasteners (not included). Available in black or white.

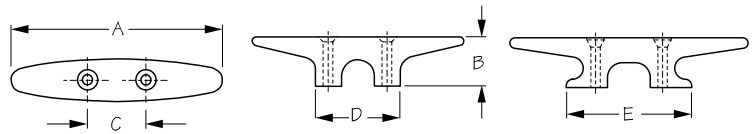
- Special Order Requirements May Apply
- Custom Colors Available With Large Order

⚠WARNING: Cancer and Reproductive Harm - www.P65Warnings.ca.gov



HEAVY DUTY CLEAT

Injection Molded Nylon



Bulk	Display	Color	A	B	C	D	E	Fastener	Wt.(lb.)	Std. Pack
043340	043340-1	Black	4-1/4"	1"	1-1/4"	1-3/4"	n/a	#10 FH	.06 / .12	10 ea / 10 pr
043360	043360-1	Black	6-1/16"	1-1/4"	1-9/16"	2-1/4"	n/a	1/4" FH	.13 / .26	10 ea / 10 pr
043380	043380-1	Black	8-1/16"	1-3/4"	2-1/4"	n/a	4-3/16"	5/16" FH	.29	10 ea
043390	043390-1	Black	9-7/8"	1-13/16"	3"	n/a	5-7/16"	5/16" FH	.39	5 ea

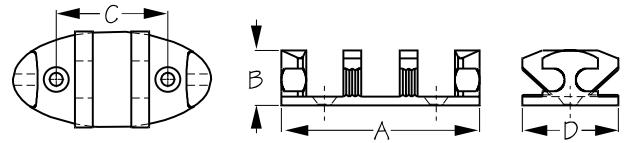
These Heavy Duty Tie Down Cleats are durable and easy to install. Larger cleats feature flared posts for added strength and stability. Constructed of UV resistant injection molded nylon. Installs with two FH fasteners (not included). 043360 and 043380 pictured.

- Special Order Requirements May Apply
- Custom Colors Available With Large Order



ZIG ZAG CLEAT

Injection Molded Nylon



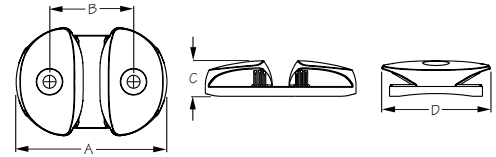
Bulk	Display	A	B	C	D	Fastener	Wt.(lb.)	Std. Pack
043540	043540-1	3-1/2"	15/16"	1-15/16"	1-3/4"	1/4" FH	.08 / .16	10 ea / 10 pr

This Zig Zag Cleat is a great primary cleat for kayaks, canoes, and other small vessels. Easy to use by weaving rope around cleat arms; no knots required. The cross-functional lace back design is great for single handed tie-offs. Makes quick work of adjusting and securing anchor, mooring, or fender lines. Fits line up to 3/8". Constructed of corrosion resistant UV stabilized injection molded nylon. Installs with two 1/4" FH fasteners (not included).



ZIG CLEAT

Injection Molded Nylon



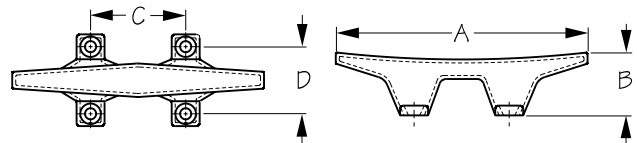
Bulk	Display	A	B	C	D	Line Size	Fastener	Wt.(lb.)	Std. Pack
043550	043550-1	2-3/8"	1-5/16"	1/2"	1-11/16"	1/4"	#10 FH	.04	10 ea

Designed for easy, one-handed adjustability, this fastening point features enough holding power for bungees, small flags and other cord line quick secure accessories but without the extra line weaves of a horn-style cleat.



4-HOLE CLEAT - HOLLOW

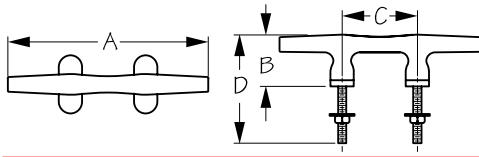
Die Cast Zinc Chrome Plated



Bulk	Display	A	B	C	D	Fastener	Wt.(lb.)	Std. Pack
044104	044104-1	4-1/2"	1-1/16"	1-3/4"	1-3/16"	#8 FH	.28	10 ea
044106	044106-1	6"	1-3/8"	2-3/16"	1-9/16"	#10 FH	.57	10 ea

These 4-Hole Hollow Cleats are an economical choice for freshwater applications. Constructed of die cast chrome plated zinc. Surface mounts with four #8 or #10 FH fasteners (not included).

⚠WARNING: Cancer and Reproductive Harm - www.P65Warnings.ca.gov



OPEN BASE STUD MOUNT CLEAT

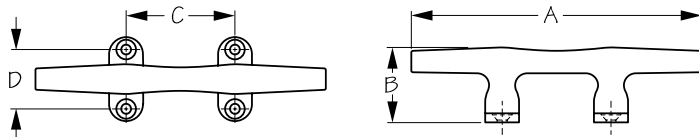
Die Cast Zinc Chrome Plated



Bulk	Display	A	B	C	D	Stud Size	Fastener	Wt.(lb.)	Std. Pack
044204	n/a	4"	1-1/4"	1-1/2"	2-15/16"	1/4" x 2-1/8"	1/4"-20 NC	.33	10 ea
044206	n/a	6"	1-9/16"	2-1/4"	3-1/4"	1/4" x 1-11/16"	1/4"-20 NC	.59	10 ea

These Open Base Stud Mount Cleats feature attractive, traditional styling. The stud mounted fasteners are hidden, leaving no exposed fasteners to collect water or debris. Installation is easy with two standard bit size holes drilled for the studs (no cutouts or hole saws required). Includes galvanized studs, washers, and nuts. Constructed of die cast chrome plated zinc. Recommended for freshwater applications. Interchangeable with legacy Perko® style 1210 cleats.

⚠WARNING: Cancer and Reproductive Harm - www.P65Warnings.ca.gov



OPEN BASE CLEAT

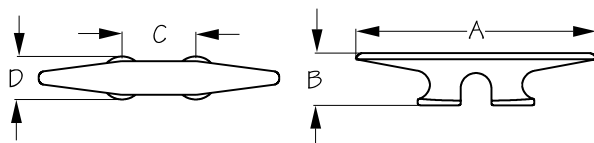
Die Cast Zinc Chrome Plated



Bulk	Display	A	B	C	D	Fastener	Wt.(lb.)	Std. Pack
044604	044604-1	4"	1-1/4"	1-1/2"	1-1/16"	#10 FH	.27	10 ea

An economical choice for freshwater applications. They provide easy line tie-offs in a classic style. Constructed of die cast chrome plated zinc. Installs with four FH thru-bolts (not included). Interchangeable with legacy Perko® style 1188 cleats.

⚠WARNING: Cancer and Reproductive Harm - www.P65Warnings.ca.gov



WELDABLE CLEAT

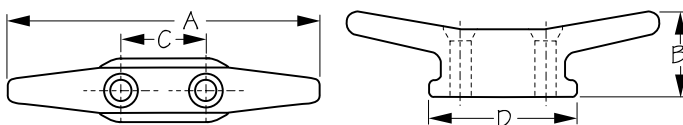
Cast 356-T6 Aluminum



Bulk	Display	A	B	C	D	Wt.(lb.)	Std. Pack
046046	n/a	6"	1-3/8"	2-1/4"	1-1/4"	.29	10 ea
046048	n/a	8"	1-11/16"	2-3/8"	1-3/8"	.51	5 ea

These Weldable Cleats are great for permanent installations on aluminum docks, vessels, or other aluminum surfaces. Constructed of sand cast aluminum.

⚠WARNING: Cancer and Reproductive Harm - www.P65Warnings.ca.gov



CLOSED BASE CLEAT - FLAT HEAD

Die Cast Aluminum



Bulk	Display	A	B	C	D	Fastener	Wt.(lb.)	Std. Pack
046104	046104-1	4"	1"	13/16"	1-5/8"	#10 FH	.08	10 ea
046105	046105-1	5"	1-1/16"	1-1/16"	1-15/16"	1/4" FH	.13	10 ea
046106	046106-1	6"	1-3/8"	1-3/8"	2-3/16"	1/4" FH	.30	10 ea

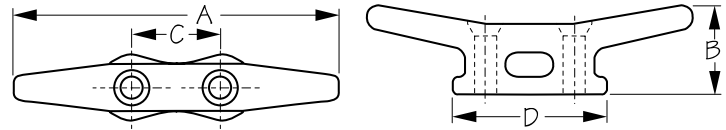
These Flat Head Closed Base Cleats feature a large base to distribute loads evenly. Designed for use on aluminum docks, vessels, or other aluminum surfaces. Constructed of die cast aluminum. Installs with two FH fasteners (not included).

⚠WARNING: Cancer and Reproductive Harm - www.P65Warnings.ca.gov



OPEN BASE CLEAT - FLAT HEAD

Die Cast Aluminum



Bulk	Display	A	B	C	D	Fastener	Wt.(lb.)	Std. Pack
046108	046108-1	8"	1-7/8"	1-1/2"	2-11/16"	1/4" FH	.30	10 ea
046110	n/a	10"	2-1/4"	1-15/16"	3-7/16"	5/16" FH	.46	10 ea

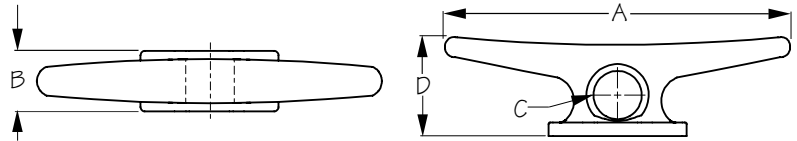
These Flat Head Open Base Cleats feature a large base to distribute loads evenly. Designed for use on aluminum docks, vessels, or other aluminum surfaces. Constructed of die cast aluminum. Installs with two FH fasteners (not included).

⚠WARNING: Cancer and Reproductive Harm - www.P65Warnings.ca.gov



LARGE WELDABLE CLEAT

Cast 356-T6 Aluminum



Bulk	Display	A	B	C	D	Wt.(lb.)	Std. Pack
046210	n/a	10"	1-3/4"	11/16"	2-7/8"	1.21	5 ea

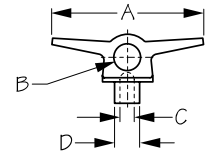
This Large Weldable Cleat is great for permanent installations on aluminum docks, vessels, or other aluminum surfaces. Constructed of sand cast aluminum.

⚠WARNING: Cancer and Reproductive Harm - www.P65Warnings.ca.gov



LIFTING RING CLEAT

Investment Cast 316 Stainless Steel



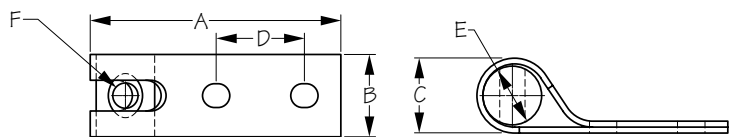
Bulk	Display	A	B	C	D	Max. Vertical Load	Fastener	Wt.(lb.)	Std. Pack
048210	n/a	6"	1-1/16"	5/8"-11 NC*	1"	4,000 lbs.	#10 FH	1.21	5 ea
048220	n/a	6-11/16"	1-1/2"	5/8"-11 NC*	1"	5,000 lbs.	#10 FH	1.26	5 ea

These dual purpose Lifting Ring Cleats can be used as part of a bow or stern lifting system and as a cleat. Used in conjunction with a lifting ring anchor plate (048270) and bow or stern eyes (080055, 080085, 080155, 080187) to reduce hull stress during lifting. *Accepts 5/8"-11 NC right hand threaded rod. Constructed of corrosion resistant investment cast 316 stainless steel. Installs with two #10 FH fasteners (not included).



LIFTING RING ANCHOR PLATE

Fabricated 304 Stainless Steel



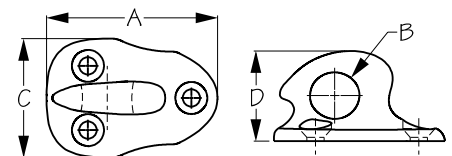
Bulk	Display	A	B	C	D	E	F (Threads)	Wt.(lb.)	Std. Pack
048270	n/a	5-3/8"	1-3/4"	1-5/8"	1-7/8"	1-1/4"	5/8"-11 NC*	1.08	1 ea

The Lifting Ring Anchor Plate is a key component in bow or stern lifting systems. For use in conjunction with a lifting ring and a bow or stern eye to reduce hull stress during lifting. *Accepts 5/8"-11 NC right hand threaded rod. Constructed of corrosion resistant 304 stainless steel. Can be used with Sea-Dog® Lift Ring Cleats (048210, 048220) and bow or stern eyes (080055, 080085, 080155, 080187).



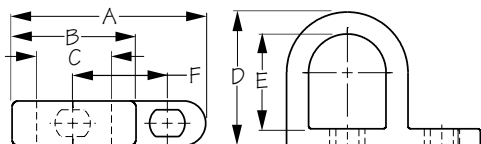
LIFTING/TOW EYE

Investment Cast 316 Stainless Steel



Bulk	Display	A	B	C	D	Max. Vertical Load	Fastener	Wt.(lb.)	Std. Pack
048280	n/a	5"	1-5/8"	3-1/2"	2-3/4"	10,000 lbs.	1/2" FH	1.62	1 ea

This Lifting/Tow Eye is rated at 10,000 lbs. safe working load. The load test was performed with the Lifting/Tow Eye in a vertical position. Constructed of corrosion resistant investment cast 316 stainless steel for superior durability. Installs with three 1/2" FH fasteners (not included).



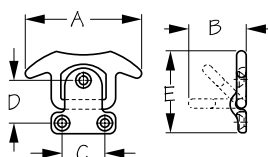
LIFT EYE

Investment Cast 316 Stainless Steel



Bulk	Display	A	B	C	D	E	F	B.S. (lb.)	Wt.(lb.)	Std. Pack
048330	n/a	2-3/4"	1-3/4"	1-3/16"	2"	1-3/8"	1-3/8"	4,400	.34	5 ea
048350	n/a	3-9/16"	2-1/4"	1-7/16"	2-7/16"	1-3/4"	1-3/4"	6,170	.64	5 ea

These Lift Eyes are used in conjunction with a bow eye as part of a bow lifting system to reduce hull stress during lifting. Constructed of corrosion resistant investment cast 316 stainless steel. 048330 for use with 3/8" NC threaded Bow Eyes (080031-080036). 048350 for use with 1/2" NC threaded Bow Eyes (080055 and 080085).



FOLDING CLEAT

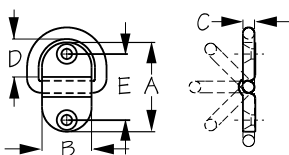
Investment Cast 316 Stainless Steel



Bulk	Display	A	B	C	D	E	Fastener	Wt.(lb.)	Std. Pack
048500	048500-1	3-7/16"	1-13/16"	1-1/4"	1-1/4"	2-3/8"	1/4" FH	.29	5 ea

This Folding Cleat is designed to conveniently keep the cleat out of the way when not in use. Constructed of corrosion resistant investment cast 316 stainless steel. Installs with three 1/4" FH fasteners (not included).

⚠WARNING: Cancer and Reproductive Harm - www.P65Warnings.ca.gov



FOLDING D-RING

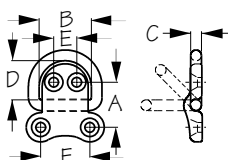
Cast 316 Stainless Steel Base/17-4PH D-Ring/Rubber



Bulk	Display	A	B	C	D	E	B.S. (lb.)	Fastener	Wt.(lb.)	Std. Pack
048610	048610-1	2-1/8"	1-3/16"	1/4"	7/8"	1-7/16"	3,500	1/4" FH	.20	10 ea
048615	048615-1	2-9/16"	1-3/4"	1/4"	1"	1-1/2"	7,500	3/8" FH	.50	10 ea

These convenient Folding D-Rings are designed to keep fittings out of the way when not in use. Ideal for use in rigging and tie-down applications. Constructed of a corrosion resistant investment cast 316 stainless steel base with a 17.4 Ph stainless steel D-ring and rubber gasket. Installs with two FH fasteners (not included).

⚠WARNING: Cancer and Reproductive Harm - www.P65Warnings.ca.gov



FOLDING D-RING

Cast 316 Stainless Steel Base/17-4PH D-Ring/Rubber



Bulk	Display	A	B	C	D	E	F	B.S. (lb.)	Wt.(lb.)	Std. Pack
048620	048620-1	1-3/16"	1-3/8"	1/4"	1"	9/16"	1-1/4"	4,000	.26	5 ea
048625	048625-1	1-9/16"	1-15/16"	3/8"	1-1/2"	15/16"	1-7/8"	6,000	.81	5 ea

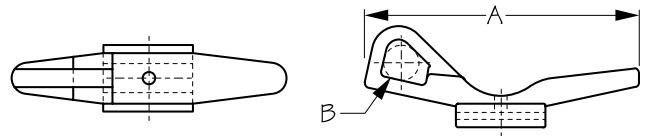
These Folding D-Rings are designed to keep fittings out of the way when not in use. Constructed of a corrosion resistant investment cast 316 stainless steel base with a 17.4PH stainless steel D-ring and rubber gasket. Installs with four 1/4" FH fasteners (not included).

⚠WARNING: Cancer and Reproductive Harm - www.P65Warnings.ca.gov



HALYARD CLEAT

Injection Molded Nylon/Stamped 304 Stainless Steel



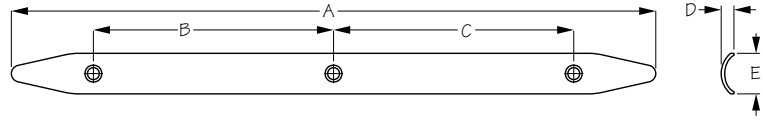
Bulk	Display	A	B	Wt.(lb.)	Std. Pack
n/a	050110-1	3-7/8"	1/2"	.05	10 ea

This Halyard Cleat is designed to mount on any 3/16" - 5/16" diameter shroud for tying off halyards when not in use. Also, great for tying off flag halyards, solar showers, awnings, topping lifts, radar reflectors, antennas, etc. Constructed of UV resistant injection molded nylon with a corrosion resistant stamped 304 stainless steel mounting plate.



RUB STRAKE

Stamped 304 Stainless Steel



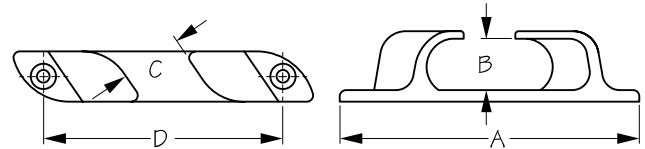
Bulk	Display	A	B	C	D	E	Fastener	Wt.(lb.)	Std. Pack
055408	055408-1	8"	5"	n/a	1/4"	3/4"	#8 FH	.10	5 ea
055412	055412-1	12"	4-1/2"	4-1/2"	1/4"	3/4"	#8 FH	.15	5 ea
055418	055418-1	18"	7-1/2"	7-1/2"	1/4"	3/4"	#8 FH	.24	5 ea
055424	055424-1	24"	7-1/16"	7-1/16"	1/4"	3/4"	#8 FH	.31	5 ea

These Rub Strakes are designed to protect your boat's dock, fender, and anchor lines by preventing chafing from cap rails, gunwales, etc. 3/4" wide. Available in 8", 12", 18", and 24" lengths. Constructed of corrosion resistant stamped 304 stainless steel. Installs with #8 FH fasteners (not included).



BOW CHOCK

Investment Cast 316 Stainless Steel



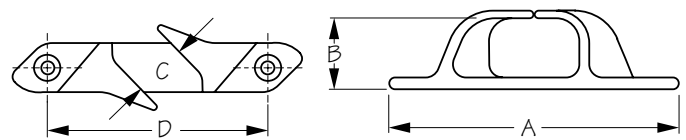
Bulk	Display	A	B	C	D	Fastener	Wt.(lb.)	Std. Pack
060040	060040-1	4-3/4"	5/8"	1/2"	3-1/4"	#10 FH	.27	5 pr
060043	060043-1	6"	1"	1"	4-3/4"	1/4" FH	.57	5 pr

These Bow Chocks provide a smooth lead for your mooring or dock lines, minimizing deck abrasion from working lines under load. Designed with rounded edges at a proper slant to prevent chafing. Left and right bow chocks included. Constructed of corrosion resistant investment cast 316 stainless steel. Installs with two FH fasteners (not included).



SKENE CHOCK

Investment Cast 316 Stainless Steel



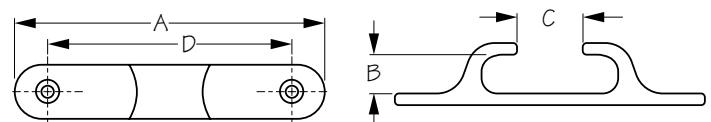
Bulk	Display	A	B	C	D	Fastener	Wt.(lb.)	Std. Pack
060060	060060-1	4-1/2"	13/16"	11/16"	3-5/16"	#10 FH	.23	5 pr
060065	060065-1	6"	1-1/8"	13/16"	4-5/8"	1/4" FH	.66	5 pr

These Skene Chocks provide a smooth lead for your mooring or dock lines minimizing chafing. The tips of these chocks are designed to overlap, reducing the likelihood of the motion of the boat from causing the line to accidentally work free of the chock. Left and right skene chocks included. Accommodates lines up to 3/4". Constructed of corrosion resistant investment cast 316 stainless steel. Installs with two FH fasteners (not included).



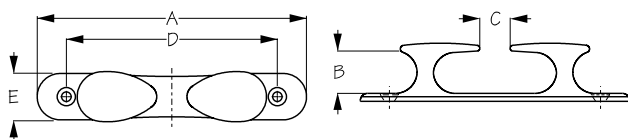
STRAIGHT CHOCK

Investment Cast 316 Stainless Steel



Bulk	Display	A	B (Max. Line Size)	C	D	Fastener	Wt.(lb.)	Std. Pack
060200	060200-1	5"	3/4"	1-1/16"	3-15/16"	#10 FH	.45	10 ea
060210	060210-1	6"	1"	1-13/16"	5"	1/4" FH	.49	10 ea

These Straight Chocks provide a smooth lead for your dock lines, minimizing deck abrasion from working lines under load. Designed with rounded edges to prevent chafing. Typically mounted in the stern or amidships to feed lines to horn style cleats. 060200 accommodates lines up to 3/4". 060210 accommodates lines up to 1". Constructed of corrosion resistant investment cast 316 stainless steel. Installs with two FH fasteners (not included).



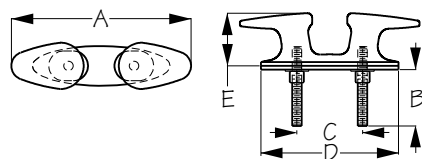
HEAVY DUTY CHOCK

Investment Cast 316 Stainless Steel



Bulk	Display	A	B	C	D	E	Fastener	Wt.(lb.)	Std. Pack
060323	n/a	9-1/4"	1-7/16"	1"	7-1/4"	1-9/16"	5/16" FH	2.08	10 ea

This straight Heavy Duty chock provides a smooth lead for your dock lines, minimizing deck abrasion from working lines under load. Designed with rounded edges to prevent chafing. Typically mounted in the stern or amidships. Accommodates lines up to 1". Constructed of corrosion resistant investment cast 316 stainless steel. Installs with two 5/16" FH fasteners (not included).



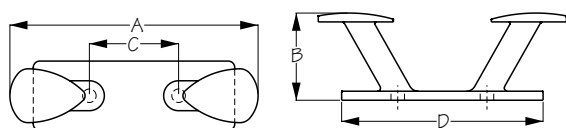
HEAVY DUTY STREAMLINED BOLLARD

Investment Cast 316 Stainless Steel



Bulk	Display	A	B	C	D	E	Fastener	Wt.(lb.)	Std. Pack
061125	n/a	10"	3"	3-1/2"	7-3/8"	2-13/16"	1/2" Nut	5.01	10 ea

This Heavy Duty Streamlined Bollard is designed to help keep your vessel secure, even in the roughest weather. Includes backing plate, fasteners, and 1/2" nuts. Constructed of corrosion resistant investment cast 316 stainless steel for durability.



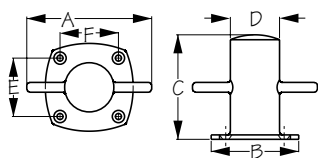
HEAVY DUTY BOLLARD

Investment Cast 316 Stainless Steel



Bulk	Display	A	B	C	D	Fasteners	Wt.(lb.)	Std. Pack
061220	n/a	7-7/8"	3"	3-1/8"	6-3/4"	9/16" bolts	2.75	1 ea
061224	n/a	9-5/8"	3-3/8"	3-1/2"	7-13/16"	9/16" bolts	3.35	1 ea
061230	n/a	11-13/16"	3-15/16"	3-3/4"	10"	5/8" bolts	3.75	1 ea
061235	n/a	13-3/4"	4-3/8"	4"	11-13/16"	5/8" bolts	4.00	1 ea

Built to last these Heavy Duty Bollards are designed to help keep your vessel secure, even in the roughest weather. Hidden fasteners give this bollard a sleek, modern look. Constructed of corrosion resistant investment cast 316 stainless steel. Installs with two bolts (not included).



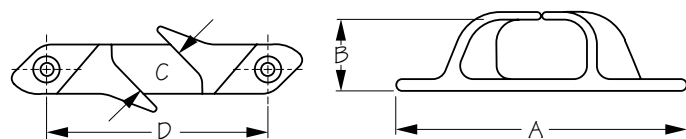
SAMSON POST

Investment Cast 316 Stainless Steel



Bulk	Display	A	B	C	D	E	F	Fastener	Wt.(lb.)	Std. Pack
061310	n/a	5-1/8"	3-1/2"	4-1/4"	2"	2-3/8"	2-3/8"	1/4" FH	1.57	1 ea
061312	n/a	6-1/4"	4-3/4"	4-3/4"	2-3/8"	2-1/2"	3-3/4"	5/16" FH	2.57	1 ea
061315	n/a	7-7/8"	5-7/8"	6-5/8"	3-3/16"	3-1/8"	4-1/2"	3/8" FH	4.14	1 ea

These heavy duty Samson Posts are used to tie off a tow or anchor line. Designed to help keep your vessel secure. Constructed of corrosion resistant investment cast 316 stainless steel for durability. Installs with four FH fasteners (not included).



SKENE CHOCK

Die Cast Zinc Chrome Plated



Bulk	Display	A	B	C	D	Fastener	Wt.(lb.)	Std. Pack
064030	064030-1	3-3/8"	3/4"	5/8"	2-1/2"	#10 FH	.28	5 pr

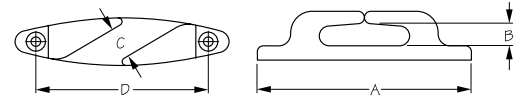
This Skene Chock provides a smooth lead for your mooring or dock lines, minimizing chafing. The tips of these chocks are designed to overlap, reducing the likelihood of the motion of the boat from causing the line to accidentally work free of the chock. Left and right skene chocks included. Accommodates lines up to 5/8". Constructed of chrome plated die cast zinc. Installs with two #10 FH fasteners (not included). Recommended for freshwater use.

▲WARNING: Cancer and Reproductive Harm - www.P65Warnings.ca.gov



SKENE CHOCK

Injection Molded Nylon



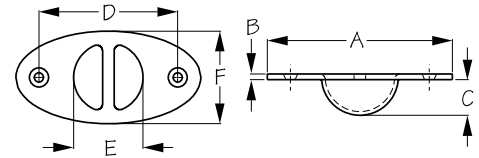
Bulk	Display	A	B	C	D	Fastener	Wt.(lb.)	Std. Pack
067360	067360-1	4-1/2"	7/16"	1/2"	3-5/8"	#10 FH	.08	5 pr

This Skene Chock provides a smooth lead for your mooring or dock lines, minimizing chafing. The tips of these chocks are designed to overlap, reducing the likelihood of the motion of the boat from causing the line to accidentally work free of the chock. Left and right skene chocks included. Accommodates lines up to 1/2". Constructed of UV stabilized injection molded nylon. Installs with two #10 FH fasteners (not included).



RECESSED ANCHOR POINT

Investment Cast 316 Stainless Steel



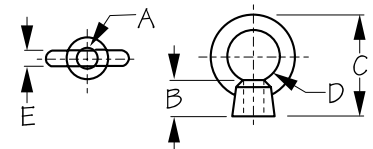
Bulk	Display	A	B	C	D	E	F	Fastener	Wt.(lb.)	Std. Pack
076100	076100-1	4"	1/8"	3/4"	3"	1-1/2"	2"	#10 FH	.23	5 ea

This Recessed Anchor Point is designed to conveniently secure loads or attach tie-downs, cargo netting, twine, or rope. Good for light equipment use. Bolts securely and lays flush to the surface. Constructed of corrosion resistant investment cast 316 stainless steel. Installs with two #10 FH fasteners (not included).



EYE NUT

Investment Cast 316 Stainless Steel



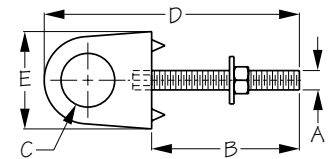
Bulk	Display	A	B	C	D	E	Wt.(lb.)	Std. Pack
078106	078106-1	1/4"-20 NC	7/16"	1-1/4"	5/8"	3/16"	.04	10 ea
078108	078108-1	5/16"-18 NC	9/16"	1-1/2"	13/16"	1/4"	.07	10 ea
078110	078110-1	3/8"-16 NC	5/8"	1-7/8"	1"	5/16"	.13	10 ea
078112	078112-1	1/2"-13 NC	7/8"	2-3/8"	1-3/16"	3/8"	.25	10 ea
078208	n/a	8 mm-1.25 mm	9/16"	1-1/2"	13/16"	1/4"	.07	10 ea
078210	n/a	10 mm-1.50 mm	5/8"	1-7/8"	1"	5/16"	.13	10 ea

These Eye Nuts are for use as a securement point. Designed to be screwed onto bolts or threaded rod stock to accommodate varying transom thicknesses. Available in both National Coarse and Metric threads. Constructed of corrosion resistant investment cast 316 stainless steel for maximum durability.



BOW EYE

Die Cast Zinc Chrome Plated Head - Galvanized Shaft



Bulk	Display	A	B	C	D	E	B.S. (lb.)	Wt.(lb.)	Std. Pack
079133	079133-1	3/8" NC	2-9/16"	15/16"	4-3/4"	1-13/16"	2,500	.33	10 ea
079135	079135-1	3/8" NC	4-5/8"	15/16"	6-5/8"	1-13/16"	2,500	.35	10 ea

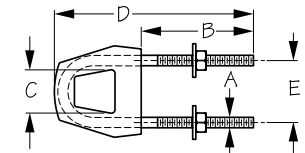
These Bow Eyes are for use to add or replace a tie-down point on your boat's bow or stern. Breaking strength is 2,500 lbs. Constructed of die cast chrome plated zinc head with a galvanized shaft. 3/8"-16 UNC threads. Nut and washer included. Recommended for fresh water use.

⚠WARNING: Cancer and Reproductive Harm - www.P65Warnings.ca.gov



TWIN SHANK BOW EYE

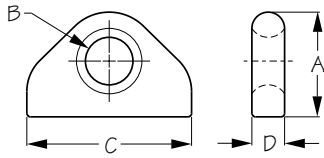
Die Cast Zinc Chrome Plated Head - Chrome Steel Shafts



Bulk	Display	A	B	C	D	E	B.S. (lb.)	Wt.(lb.)	Std. Pack
079233	079233-1	5/16"	2-15/16"	1-1/8"	5-1/4"	1-5/8"	6,000	.58	10 ea

This Twin Shank Bow Eye is for use as a tie-down point on your boat's bow. U-Bolt surrounds cast eye for added strength. Breaking strength is 6,000 lbs. Constructed of die cast zinc chrome plated head with chrome steel shafts. 5/16"-18 UNC threads. Nuts and washers included. Recommended for fresh water use. Comparable to Perko® #1235.

⚠WARNING: Cancer and Reproductive Harm - www.P65Warnings.ca.gov



WELDABLE BOW EYE

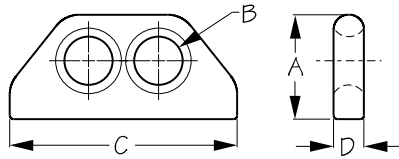
Cast 356-T6 Aluminum



Bulk	Display	A	B	C	D	Wt.(lb.)	Std. Pack
079710	n/a	1-13/16"	13/16"	2-3/4"	9/16"	.20	10 ea

This Weldable Bow Eye is designed to add or replace a tie-down point on your boat's bow or stern. Great for permanent installations on aluminum vessels, docks, or other aluminum surfaces. Constructed of sand cast aluminum.

▲WARNING: Cancer and Reproductive Harm - www.P65Warnings.ca.gov



WELDABLE BOW EYE - DOUBLE

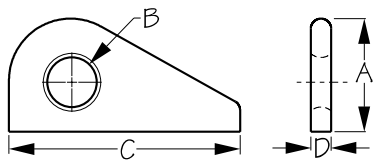
Cast 356-T6 Aluminum



Bulk	Display	A	B	C	D	Wt.(lb.)	Std. Pack
079720	n/a	1-13/16"	13/16"	3-15/16"	9/16"	.20	10 ea

This Weldable Double Bow Eye is designed to add or replace a tie-down point on your boat's bow or stern. Great for permanent installations on aluminum vessels, docks, or other aluminum surfaces. Constructed of sand cast aluminum.

▲WARNING: Cancer and Reproductive Harm - www.P65Warnings.ca.gov



WELDABLE BOW EYE - SINGLE

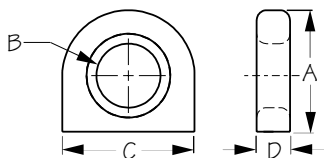
Cast 356-T6 Aluminum



Bulk	Display	A	B	C	D	Wt.(lb.)	Std. Pack
079750	n/a	2"	15/16"	4-1/4"	3/8"	.18	10 ea

This Weldable Single Bow Eye is designed to add or replace a tie-down point on your boat's bow or stern. Great for permanent installations on aluminum vessels, docks, or other aluminum surfaces. Constructed of sand cast aluminum.

▲WARNING: Cancer and Reproductive Harm - www.P65Warnings.ca.gov



WELDABLE BOW EYE - SINGLE

Cast 356-T6 Aluminum



Bulk	Display	A	B	C	D	Wt.(lb.)	Std. Pack
079810	n/a	2-1/4"	1-1/4"	2-1/2"	5/8"	.21	10 ea

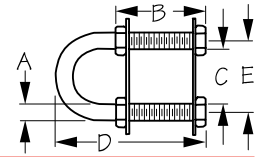
This Weldable Single Bow Eye is designed to add or replace a tie-down point on your boat's bow or stern. Great for permanent installations on aluminum vessels, docks or other aluminum surfaces. Constructed of sand cast aluminum.

▲WARNING: Cancer and Reproductive Harm - www.P65Warnings.ca.gov



BOW EYE

Machined 304 Stainless Steel



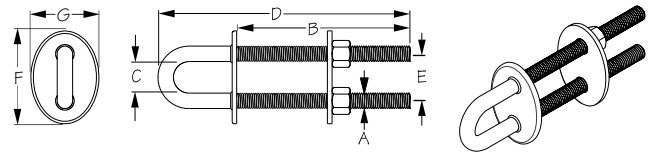
Bulk	Display	Threads	A	B	C	D	E	B.S. (lb.)	Wt.(lb.)	Std. Pack
080031	080031-1	3/8" NC	3/8"	1-1/2"	1-1/16"	2-7/8"	1-7/16"	16,000	.22	10 ea
080033	080033-1	3/8" NC	3/8"	2-1/2"	1-1/16"	3-15/16"	1-7/16"	16,000	.30	10 ea
080035	080035-1	3/8" NC	3/8"	3-1/2"	1-1/16"	4-15/16"	1-7/16"	16,000	.36	10 ea
080036	080036-1	3/8" NC	3/8"	4-1/4"	1-1/16"	5-11/16"	1-7/16"	16,000	.37	10 ea
080055	080055-1	1/2" NC	7/16"	3-1/2"	1-3/8"	5-5/16"	1-3/4"	25,000	.66	5 ea
080085	080085-1	1/2" NC	1/2"	3-7/16"	1-3/8"	5-5/16"	1-7/8"	28,000	.70	5 ea
080095	n/a	5/8" NC	5/8"	5-1/2"	1-1/4"	8"	1-15/16"	42,000	1.65	5 ea

These Bow Eyes are for use as a tie-down point on your boat's bow. The 3/8" shafts have rolled threads. Constructed of corrosion resistant machined 304 stainless steel. Includes adjustable finish nuts, which provide superior performance over crimp ring style stern eyes. Can be used in conjunction with Lift Eyes (048330 or 048350) for a more robust lifting assembly.



STERN EYE - HEAVY DUTY

Machined 304 Stainless Steel



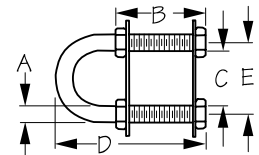
Bulk	Display	A (Thread)	B	C	D	E	F	G	Wt.(lb.)	Std. Pack
080098	n/a	5/8"-13	7"	1-1/4"	10-3/16"	1-15/16"	3-3/4"	2-3/4"	2.30	5 ea

This Heavy Duty Stern Eye is for use as a tie-down point on your boat's stern. Robust backing plates for added rigidity. Constructed of corrosion resistant machined 304 stainless steel. Includes adjustable finish nuts, which provide superior performance over crimp ring style stern eyes. Maximum hull thickness 6".



STERN EYE

Machined 304 Stainless Steel



Bulk	Display	Thread	A	B	C	D	E	B.S. (lb.)	Wt.(lb.)	Std. Pack
080135	080135-1	3/8" NC	3/8"	3-1/2"	1-1/16"	4-15/16"	1-7/16"	16,000	.36	10 ea
080155	080155-1	1/2" NC	7/16"	3-1/2"	1-3/8"	5-5/16"	1-7/8"	25,000	.70	5 ea
080187	080187-1	1/2" NC	1/2"	4-3/4"	1-3/8"	6-5/8"	1-7/8"	28,000	.86	5 ea

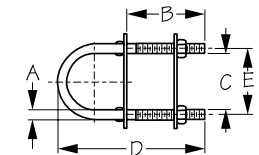
These Stern Eyes are for use as a tie-down point on your boat's stern. Robust backing plates for added rigidity. 3/8" and 7/16" shafts have rolled threads. 1/2" stock has cut threads. Constructed of corrosion resistant machined 304 stainless steel. Includes adjustable finish nuts, which provide superior performance over crimp ring style stern eyes.

- Plate Sizes:
- 080135: 2-1/4" x 3/4" (plate 1) 2-3/4" x 1-1/4" (plate 2)
 - 080155: 2-1/4" x 3/4" (plate 1) 3-1/2" x 1-1/2" (plate 2)
 - 080187: 3" x 3/4" (plate 1) 3-1/2" x 1-1/2" (plate 2)



U-BOLT

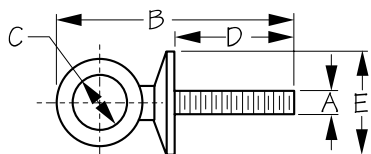
Machined 304 Stainless Steel



Bulk	Display	A	B	C	D	E	B.S. (lb.)	Wt.(lb.)	Std. Pack
080243	080243-1	4 mm	1-3/8"	1"	2-9/16"	1-3/16"	1,650	.08	10 ea
080253	080253-1	5 mm	1-3/8"	1"	2-5/8"	1-3/16"	1,950	.08	10 ea
080263	080263-1	6 mm	1-1/4"	1-1/16"	2-9/16"	1-5/16"	2,950	.13	10 ea
080265	080265-1	6 mm	1-7/8"	1-1/16"	3-3/16"	1-5/16"	2,950	.14	10 ea
080283	080283-1	8 mm	1-3/8"	1"	2-3/4"	1-5/16"	3,850	.19	10 ea
080285	080285-1	8 mm	2"	1"	3-5/16"	1-5/16"	3,850	.21	10 ea
080288	080288-1	8 mm	3-1/8"	1"	4-1/2"	1-5/16"	3,850	.26	10 ea

These U-bolts feature an outer mounting plate which is held in place by crimped ears forged into the U-Bolt. Constructed of corrosion resistant machined 304 stainless steel with metric threads. Metric nuts included.

- Plate Sizes:
- 080243-080253: 1-5/8" x 1/2" (x2)
 - 080263-080288: 2" x 11/16" (x2)



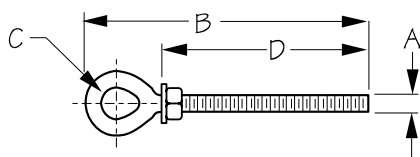
SHOULDER EYE BOLT

Machined 304 Stainless Steel



Bulk	Display	A	B	C	D	E	B.S. (lb.)	Wt.(lb.)	Std. Pack
080463	080463-1	6 mm-1 mm	2-3/16"	1/2"	1-1/8"	1"	3,000	.08	10 ea
080466	080466-1	6 mm-1 mm	3-3/8"	1/2"	2-5/16"	1"	3,000	.09	10 ea
080483	080483-1	8 mm-1.25 mm	2-9/16"	9/16"	1-5/16"	1"	5,250	.11	10 ea
080488	080488-1	8 mm-1.25 mm	4-5/16"	5/8"	3"	1"	5,250	.14	10 ea
080495	080495-1	10 mm-1.50 mm	3-3/8"	5/8"	1-15/16"	1-3/16"	8,950	.18	10 ea
080499	080499-1	10 mm-1.50 mm	5-3/8"	5/8"	3-15/16"	1-3/16"	8,950	.24	10 ea
080504	080504-1	12 mm-1.75 mm	5-1/2"	3/4"	3-15/16"	1-3/16"	10,100	.33	10 ea
080506	080506-1	12 mm-1.75 mm	7-7/8"	3/4"	6-5/16"	1-3/16"	10,100	.42	10 ea

These Shoulder Eye Bolts are designed to take inline loads, but can handle limited side loading. 080504 has a usable length of 3-15/16" although only 3-1/4" of the shaft is threaded. 080506 has a usable length of 6-5/16" although only 3-1/4" of the shaft is threaded. Constructed of corrosion resistant machined 304 stainless steel. These eye bolts feature metric threads and include a metric nut and washer.



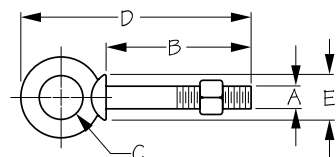
EYE BOLT

Machined 304 Stainless Steel



Bulk	Display	A	B	C	D	Wt.(lb.)	Std. Pack
080708	080708-1	8 mm-1.25 mm	4-3/8"	11/16"	2-7/8"	.12	10 ea
080710	080710-1	10 mm-1.50 mm	5-5/8"	13/16"	4"	.25	10 ea

These Eye Bolts are designed to take inline loads only. Constructed of corrosion resistant machined 304 stainless steel with metric threads. Includes metric nut and washer.



SHOULDER EYE BOLT

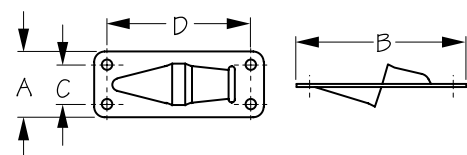
Forged Hot Dipped Galvanized Steel



Bulk	Display	A	B	C	D	E	Wt.(lb.)	Std. Pack
080812	n/a	1/4"-20 NC	2"	1/2"	3-1/16"	9/16"	.06	10 ea
080822	n/a	5/16"-18 NC	2-5/16"	9/16"	3-9/16"	5/8"	.11	10 ea
080832	n/a	3/8"-16 NC	2-7/16"	11/16"	3-15/16"	11/16"	.18	10 ea
080834	n/a	3/8"-16 NC	4-1/2"	11/16"	6-1/16"	11/16"	.23	10 ea
080843	n/a	1/2"-13 NC	3-1/4"	15/16"	5-1/8"	1"	.40	10 ea
080846	n/a	1/2"-13 NC	5-7/8"	15/16"	7-13/16"	1"	.54	10 ea
080854	n/a	5/8"-11 NC	4-1/8"	1-1/4"	6-9/16"	1-1/4"	.80	10 ea
080856	n/a	5/8"-11 NC	6"	1-1/4"	8-5/16"	1-1/4"	.96	10 ea
080864	n/a	3/4"-10 NC	4-3/8"	1-7/16"	7-3/8"	1-1/2"	1.37	5 ea
080866	n/a	3/4"-10 NC	6-1/16"	1-7/16"	9"	1-1/2"	1.48	5 ea

These Shoulder Eye Bolts are designed to take inline loads, but can handle limited side loading. Constructed of forged hot dipped galvanized steel. These eye bolts feature UNC threads and include a UNC galvanized nut. Comparable to Wilcox® #2221 Series.

⚠WARNING: Cancer and Reproductive Harm - www.P65Warnings.ca.gov



EXIT PLATE

Stamped 316 Stainless Steel



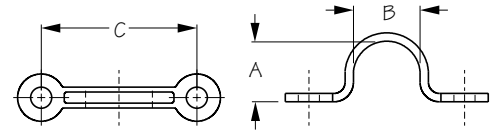
Bulk	Display	A	B	C	D	Line Size	Style	Fastener	Wt.(lb.)	Std. Pack
081010	n/a	1-1/4"	3-1/4"	3/4"	2-3/4"	up to 1/2"	Curved	#10 RH	.06	10 ea
081011	n/a	1-1/4"	3-1/4"	3/4"	2-3/4"	up to 1/2"	Straight	#10 RH	.06	10 ea

These Exit Plates are used to guide halyards out of a mast or spar or from below deck to allow exterior adjustment of the halyard. Available in a flat version (for standard masts) or curved (for smaller masts or spars). These exit plates feature a stamped wear guard and can accommodate lines up to 1/2". Constructed of corrosion resistant stamped 316 stainless steel. Installs with four #10 RH fasteners (not included).



PAD EYE

Stamped 304 Stainless Steel



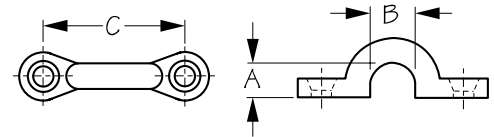
Bulk	Display	A	B	C	Fastener	Wt.(lb.)	Std. Pack
081101	081101-1	1/2"	7/16"	1-1/8"	#8 RH	.01 / .04	10 ea / 10 sets
081102	081102-1	9/16"	9/16"	1-3/8"	#10 RH	.01 / .04	10 ea / 10 sets
081103	081103-1	3/4"	3/4"	1-3/4"	#10 RH	.03 / .06	10 ea / 10 pr
081104	n/a	1"	1-1/8"	2-1/2"	#10 RH	.03	10 ea

Great for a block attachments, controlling a lead line, or creating a tie down point. Constructed of corrosion resistant stamped 304 stainless steel. Installs with two RH fasteners (not included). 081101-1 and 081102-1 are packed in sets of 4 each.



PAD EYE

Forged 304 Stainless Steel



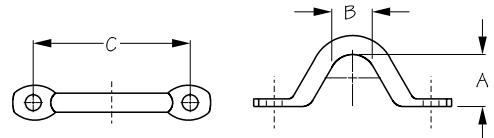
Bulk	Display	A	B	C	Fastener	Wt.(lb.)	Std. Pack
081200	081200-1	5/16"	3/8"	1-3/8"	#8 FH	.03 / .06	10 ea / 10 pr
081205	081205-1	3/8"	1/2"	1-5/8"	#10 FH	.05 / .10	10 ea / 10 pr

These Pad Eyes are great for a block attachments, controlling a lead line, or creating a tie down point. Constructed of corrosion resistant forged 304 stainless steel. Installs with two FH fasteners (not included).



PAD EYE

Forged 304 Stainless Steel



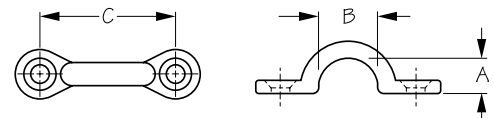
Bulk	Display	A	B	C	Fastener	Wt.(lb.)	Std. Pack
081210	081210-1	1/2"	7/16"	1-9/16"	#8 FH	.01 / .02	10 ea / 10 pr
081215	081215-1	5/8"	9/16"	1-13/16"	#10 FH	.02 / .04	10 ea / 10 pr
081220	081220-1	5/8"	1/2"	1-7/8"	1/4" FH	.05 / .10	10 ea / 10 pr

These Pad Eyes can be used to tie-down your accessories and carry-ons. Featuring a higher profile, they can accommodate larger diameter ropes than standard pad eyes, making them ideal as a deck loop or tie-down for kayaks, rope accessories, etc. Constructed of corrosion resistant forged 304 stainless steel. Installs with two FH fasteners (not included).



PAD EYE

Die Cast Zinc Chrome Plated



Bulk	Display	A	B	C	Fastener	Wt.(lb.)	Std. Pack
081242	081242-1	3/8"	1/2"	1-3/8"	#8 FH	.02 / .10	20 ea / 10 sets

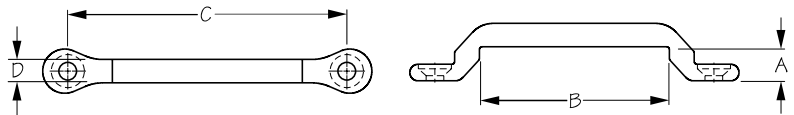
These Pad Eyes are great for a block attachments, controlling a lead line, or creating a tie down point. Constructed of die cast chrome plated zinc. Installs with two #8 FH fasteners (not included). Recommended for freshwater use. 081242-1 is packed in sets of 5 each.

⚠WARNING: Cancer and Reproductive Harm - www.P65Warnings.ca.gov



TIE DOWN EYE STRAP

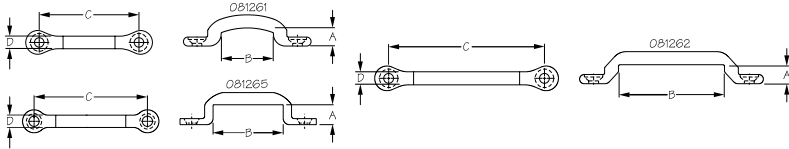
Forged Bronze Wire Chrome Plated



Bulk	Display	A	B	C	D	Fastener	Wt.(lb.)	Std. Pack
081252	081252-1	3/8"	2"	3-1/8"	1/4"	#10 FH	.07 / .14	10 ea / 10 pr

These Tie Down Eye Straps are commonly used to hold down batteries, fuel tanks, ice chests, life rafts, dinghies, etc. Their flat, low profile makes them ideal for 2" webbing. Constructed of chrome plated forged bronze wire. Installs with two #10 FH fasteners (not included).

⚠WARNING: Cancer and Reproductive Harm - www.P65Warnings.ca.gov



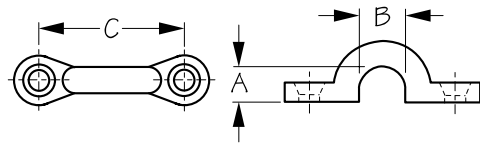
TIE DOWN EYE STRAP

Forged 304 Stainless Steel



Bulk	Display	A	B	C	D	Fastener	Wt.(lb.)	Std. Pack
081261	081261-1	3/8"	1-1/16"	2-1/8"	5/16"	#10 FH	.06 / .12	10 ea / 10 pr
081262	081262-1	3/8"	2"	3-1/8"	1/4"	#10 FH	.07 / .14	10 ea / 10 pr
081265	081265-1	3/8"	1-3/8"	2-1/4"	1/4"	#10 FH	.03 / .06	10 ea / 10 pr

These Tie Down Eye Straps are commonly used to hold down batteries, fuel tanks, ice chests, life rafts, dinghies, etc. Their flat, low profile makes them ideal for 1" (081261), 1-3/8" (081265) or 2" (081262) webbing. Constructed of corrosion resistant forged 304 stainless steel. Installs with two #10 FH fasteners (not included).



PAD EYE

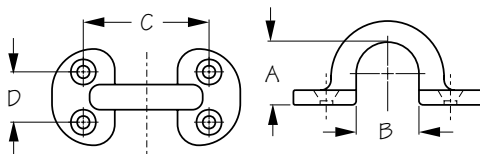
Brass



Bulk	Display	Finish	A	B	C	Fastener	Wt.(lb.)	Std. Pack
081270	081270-1	Brass	5/16"	3/8"	1-3/8"	#8 FH	.04 / .08	10 ea / 10 pr
081271	081271-1	Brass	3/8"	1/2"	1-3/4"	#10 FH	.06 / .12	10 ea / 10 pr
081275	081275-1	Chrome	5/16"	3/8"	1-3/8"	#8 FH	.04 / .08	10 ea / 10 pr
081276	081276-1	Chrome	3/8"	1/2"	1-3/4"	#10 FH	.06 / .12	10 ea / 10 pr

These Pad Eyes are great for a block attachments, controlling a lead line, or creating a tie down point. Constructed of brass. Installs with two FH fasteners (not included). Available with a plain brass or chrome plated finish.

▲WARNING: Cancer and Reproductive Harm - www.P65Warnings.ca.gov



PAD EYE

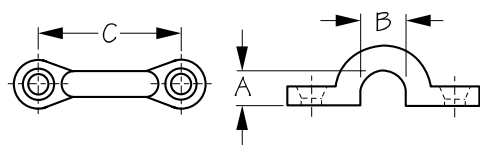
Cast Brass



Bulk	Display	A	B	C	D	Fastener	Wt.(lb.)	Std. Pack
081280	081280-1	13/16"	3/4"	1-1/2"	5/8"	#8 FH	.11 / .22	10 ea / 10 pr

This polished Pad Eye is great for a block attachments, controlling a lead line, or creating a tie down point. Both decorative and functional. Constructed of cast brass. Installs with four #8 FH fasteners (not included).

▲WARNING: Cancer and Reproductive Harm - www.P65Warnings.ca.gov



PAD EYE

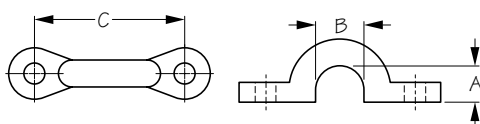
Injection Molded Nylon



Bulk	Display	Color	A	B	C	Fastener	Wt.(lb.)	Std. Pack
081310	081310-1	Black	3/8"	1/2"	1-3/8"	#8 FH	.01 / .05	100 ea / 10 sets
081311	081311-1	White	3/8"	1/2"	1-3/8"	#8 FH	.01 / .05	100 ea / 10 sets

These Pad Eyes can be used for a multitude of applications. Constructed of UV stabilized injection molded nylon. Installs with two #8 FH fasteners (not included). 081310-1 and 081311-1 are packed in sets of 5 each. Available in custom colors on large volume orders.

▲WARNING: Cancer and Reproductive Harm - www.P65Warnings.ca.gov



POP RIVET MOUNT PAD EYE

Injection Molded Nylon



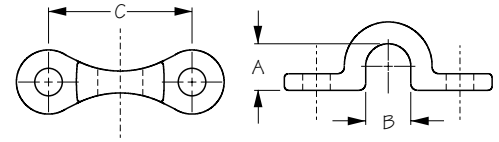
Bulk	Display	A	B	C	Color	Fastener	Wt.(lb.)	Std. Pack
081350	n/a	3/8"	1/2"	1-3/8"	Black	3/16" Pop Rivet	.01	100 ea

This Pop Rivet Mount Pad Eye can be used for a multitude of applications. The fastener pads are flat topped for pop rivets, round head, or pan head fasteners (not countersunk for flat head fasteners). Constructed of UV stabilized injection molded nylon. Installs with two 3/16" pop rivets (not included).



POP RIVET MOUNT PAD EYE

Investment Cast 316 Stainless Steel



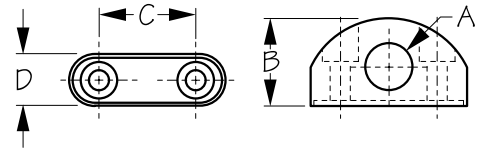
Bulk	Display	A	B	C	Wt.(lb.)	Std. Pack
081850	n/a	11/32"	11/32"	1-1/16"	.01	10 ea

This Pop Rivet Mount Pad Eye can be used for a multitude of applications. The fastener pads are flat topped for pop rivets, round head, or pan head fasteners (not countersunk for flat head fasteners). Constructed of corrosion resistant investment cast 316 stainless steel. Installs with two 3/16" pop rivets (not included).



FAIRLEAD

Injection Molded Nylon



Bulk	Display	Color	A	B	C	D	Fastener	Wt.(lb.)	Std. Pack
082010	n/a	Black	3/8"	3/4"	7/8"	7/16"	#8 RH	.01	10 ea
082051	n/a	Black	9/16"	1-1/8"	1"	11/16"	#10 RH	.03	10 ea
082016	n/a	Black	5/8"	1-1/4"	1-3/8"	13/16"	#12 RH	.06	10 ea

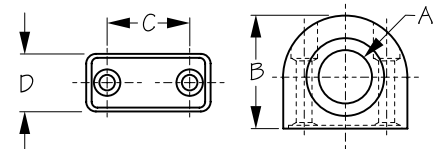
These Fairleads are ideal to control lines in straight run applications. Designed with a molded-in recess in the base to trap adhesive sealant in place, providing a more watertight seal. Not recommended for directional changes or for use with wire rope. Constructed of UV resistant injection molded nylon. Installs with two RH fasteners (not included).

- Available in custom colors on large volume orders.



FAIRLEAD

Injection Molded Nylon w/ Stainless Steel Insert



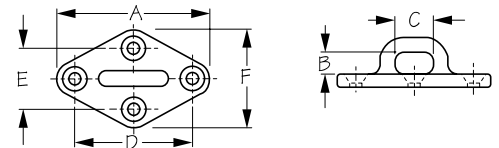
Bulk	Display	A	B	C	D	Fastener	Wt.(lb.)	Std. Pack
082615	n/a	11/16"	1-7/16"	1-1/16"	3/4"	#10 RH	.06	10 ea

This Fairlead features a stainless steel liner for superior wear performance, allowing some directional control of lines as well as the use of wire rope in straight run applications. Designed with a molded-in recess in the base to trap adhesive sealant in place, providing a more watertight seal. Constructed of UV resistant injection molded nylon. Installs with two #10 RH fasteners (not included).



DIAMOND EYE PLATE

Investment Cast 316 Stainless Steel



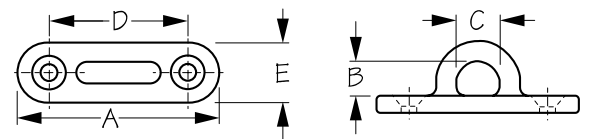
Bulk	Display	A	B	C	D	E	F	Fastener	Wt.(lb.)	Std. Pack
088621	n/a	3-1/8"	7/16"	3/4"	2-3/8"	1-1/4"	2"	1/4" FH	.30	10 ea
088622	n/a	3-1/2"	1/2"	7/8"	2-5/8"	1-3/8"	2-3/16"	1/4" FH	.40	10 ea
088623	n/a	3-15/16"	5/8"	1"	3-1/16"	1-9/16"	2-3/8"	1/4" FH	.50	10 ea

These Diamond Eye Plates are designed to create an attachment point. Great for tying off light loads inside or outside your boat or to secure fenders, cargo net, etc. Constructed of corrosion resistant investment cast 316 stainless steel. Installs with four 1/4" FH fasteners (not included).



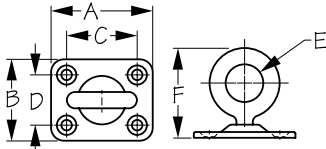
OBLONG EYE PLATE

Investment Cast 316 Stainless Steel



Bulk	Display	A	B	C	D	E	Fastener	Wt.(lb.)	Std. Pack
088721	n/a	3"	1/2"	5/8"	2-1/16"	7/8"	1/4" FH	.21	10 ea
088722	n/a	3-1/2"	5/8"	11/16"	2-9/16"	1-3/16"	5/16" FH	.32	10 ea
088723	n/a	4"	3/4"	7/8"	2-15/16"	1-3/8"	5/16" FH	.51	10 ea

These Oblong Eye Plates are ideal for rigging and tie down applications. Constructed of corrosion resistant investment cast 316 stainless steel for durability. Installs with two FH fasteners (not included).



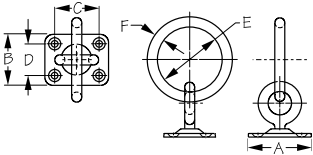
SWIVEL EYE PLATE

Stamped 304 Stainless Steel



Bulk	Display	A	B	C	D	E	F	Fastener	Wt.(lb.)	Std. Pack
089503	n/a	2"	1-9/16"	1-3/8"	1"	3/4"	1-13/16"	#10 FH	.17	10 ea

This Swivel Eye Plate features an eye that swivels 360° on the base. Great for tying off light loads, fenders, etc. (NOT appropriate for overhead lifting). Constructed of corrosion resistant 304 stainless steel. Installs with four #10 FH fasteners (not included).



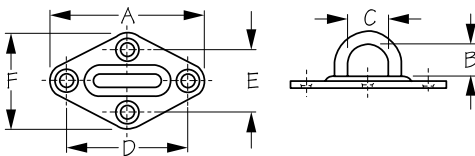
SWIVEL EYE PLATE WITH RING

Stamped 304 Stainless Steel



Bulk	Display	A	B	C	D	E	F	Fastener	Wt.(lb.)	Std. Pack
089513	n/a	2"	1-9/16"	1-3/8"	1"	1-15/16"	5/16"	#10 FH	.32	10 ea

This Swivel Eye Plate features an eye that swivels 360° on the base and an additional ring for more tie down options. Great for tying off light loads, fenders, etc. (NOT appropriate for overhead lifting). Constructed of corrosion resistant stamped 304 stainless steel. Installs with four #10 FH fasteners (not included).



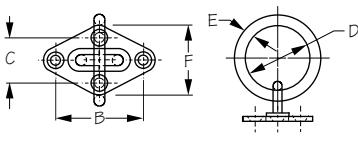
DIAMOND EYE PLATE

Stamped 304 Stainless Steel



Bulk	Display	A	B	C	D	E	F	Fastener	Wt.(lb.)	Std. Pack
089601	089601-1	2-5/16"	1/2"	9/16"	1-13/16"	15/16"	1-7/16"	#8 FH	.08	10 ea
089602	089602-1	2-1/2"	5/8"	3/4"	2"	1-1/16"	1-9/16"	#8 FH	.10	10 ea
089603	089603-1	3-3/16"	7/8"	7/8"	2-9/16"	1-5/16"	1-15/16"	#10 FH	.18	10 ea

These Diamond Eye Plates are designed to create an attachment point. Great for tying off light loads inside or outside of your boat or to secure fenders, cargo net, etc. Constructed of corrosion resistant stamped 304 stainless steel. Installs with four FH fasteners (not included).



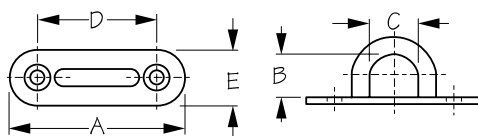
DIAMOND EYE PLATE WITH RING

Stamped 304 Stainless Steel



Bulk	Display	A	B	C	D	E	F	Fastener	Wt.(lb.)	Std. Pack
089611	n/a	2-5/16"	1-13/16"	15/16"	1-3/16"	3/16"	1-7/16"	#8 FH	.12	10 ea
089612	n/a	2-1/2"	2"	1-1/16"	1-5/16"	1/4"	1-9/16"	#8 FH	.16	10 ea
089613	n/a	3-3/16"	2-9/16"	1-5/16"	1-3/4"	5/16"	1-15/16"	#10 FH	.32	10 ea

These Diamond Eye Plates with Rings are designed to create an attachment point and provide an additional ring for more tie down options. Great for tying off light loads inside or outside of your boat or to secure fenders, cargo net, etc. Constructed of corrosion resistant stamped 304 stainless steel. Installs with four FH fasteners (not included).



OBLONG EYE PLATE

Stamped 304 Stainless Steel



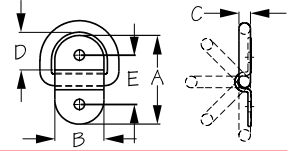
Bulk	Display	A	B	C	D	E	Fastener	Wt.(lb.)	Std. Pack
089701	089701-1	2-1/8"	1/2"	5/8"	1-1/2"	5/8"	#10 FH	.03	10 ea
089702	089702-1	2-9/16"	5/8"	3/4"	1-13/16"	3/4"	#12 FH	.07	10 ea
089703	089703-1	3-3/16"	13/16"	7/8"	2-3/16"	15/16"	1/4" FH	.14	10 ea
089704	089704-1	3-15/16"	7/8"	7/8"	2-7/8"	1-1/4"	1/4" FH	.21	10 ea

These Oblong Eye Plates are ideal for rigging and tie down applications. Constructed of corrosion resistant stamped 304 stainless steel. Installs with two FH fasteners (not included).



FOLDING D-RING

Stamped 304 Stainless Steel



Bulk	Display	A	B	C	D	E	Fastener	Wt.(lb.)	Std. Pack
090125	090125-1	1-1/8"	1/2"	1/8"	7/16"	1/2"	#8 RH	.01	10 ea
090145	090145-1	2"	1-1/4"	1/4"	1"	1-1/4"	1/4" RH	.11	10 ea
090155	090155-1	2-5/8"	1-1/2"	5/16"	1-3/16"	1-1/2"	1/4" RH	.23	10 ea

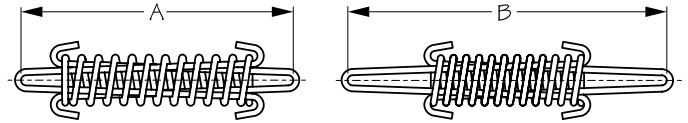
These Folding D-Rings are convenient for keeping fittings out of the way when not in use. Great for a multiple of applications, including rigging, tie-down, and securing cargo for storage or transport. Constructed of corrosion resistant stamped 304 stainless steel. Installs with two RH fasteners (not included).

⚠WARNING: Cancer and Reproductive Harm - www.P65Warnings.ca.gov



TILLER ROPE SPRING

Electro-Galvanized Steel



Bulk	Display	A (Normal Length)	B (Compressed Length)	Wt.(lb.)	Std. Pack
091814	091814-1	5"	6"	.32	10 ea / 10 pr

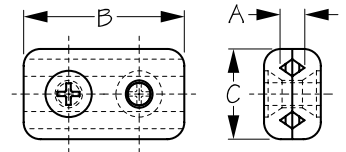
This Tiller Rope Spring is used to provide tension. Constructed of electro-galvanized steel. Steering Cable Boot (521700) can be used as a cover for additional corrosion resistance.

⚠WARNING: Cancer and Reproductive Harm - www.P65Warnings.ca.gov



CABLE CLAMP

Die Cast Zinc Chrome Plated



Bulk	Display	A (Cable Dia.)	B	C	Wt.(lb.)	Std. Pack
091852	091852-1	3/16"	1-3/16"	11/16"	.06 / .12	10 ea / 10 pr

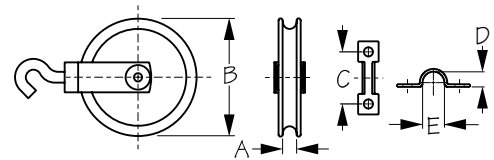
This wire rope Cable Clamp is used to secure 1/8" - 3/16" diameter wire cable. Constructed of die cast chrome plated zinc.

⚠WARNING: Cancer and Reproductive Harm - www.P65Warnings.ca.gov



TILLER ROPE PULLEY

Stamped 304 Stainless Steel/Nylon Sheave



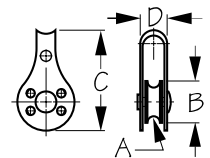
Bulk	Display	A (Wire Dia.)	B	C	D	E	Eye Strap	Fastener	Wt.(lb.)	Std. Pack
091934	091934-1	3/16"	2-7/16"	1-1/8"	3/8"	7/16"	Yes	#6 RH	.14	10 ea

This Tiller Rope Pulley is used to feed line onto an anchor control system to avoid uneven line buildup. Accommodates 3/16" diameter wire. Constructed of corrosion resistant stamped 304 stainless steel with a nylon sheave. Eye strap (included) installs with two #6 RH fasteners (not included).



PULLEY

Stainless Steel w/ Plastic Sheave



Bulk	Display	A (Wire Dia.)	B	C	D	Sheave	Wt.(lb.)	Std. Pack
092100	092100-1	1/4"	1"	1-13/16"	1/2"	Plastic	.04	10 ea

This Pulley is used for rigging a sail system or anchor trolley. Micro size block pulley: 1-13/16" x 1" x 1/2". Accommodates 1/4" diameter wire. Constructed of stainless steel with plastic sheave.