


SEADOG[®]LINE

QUALITY MARINE GEAR



2023

About the Cover

Cover Explained

Why did we choose the Port of Everett to feature on our cover? For 100 years, Sea-Dog Line has been located in Snohomish County, Washington State, with over 60 years in Everett, WA. Established as a main hub for logging and industry, the addition of the Northern Railroad Line solidified Everett's standing as a major commercial hub. Everett is home to Boeing's Paine Field Plant, the largest building in the world by volume. The Port of Everett is the largest public marina on the west coast of the United States and the waterfront is also home to Naval Station Everett, homeport for the US Navy Carrier Strike Group.

From humble beginnings in Eldon's basement to the current 120,000+ sq/ft campus, Everett has played an important role in the evolution of Sea-Dog Line and the Nysether family. Eldon raised his two sons, Mark and Brad, in the business and while growing up, they worked right alongside their father. After finishing college, both Mark and Brad returned to the family business to continue the legacy. Now operating under the Sea-Dog Corporation, the company continues to expand rapidly with the constant addition of innovative top-quality items. With the ongoing support from you, our valued customers, and with the third generation of Nysether's now active, Jasper, Nils, Bryce, and Brent, Sea-Dog Line is looking forward to a great future.

Artist Spotlight: John Quanrud

John is a graduate of the University of Washington in Painting, Graphic Design and Architecture. He has been commissioned to design and create art for a variety of private and public clients. His clients include Airborne Express, the National Basketball Association, the City of Scottsdale, Arizona, Nintendo World, Disney, Alaska Airlines, Eddie Bauer, Starbucks, and many more.

John's watercolors have been represented in numerous private, public and corporate collections and exhibitions including the Smithsonian Institute, the National Watercolor Society, Watercolor West, IBM, CBS Television, AT&T and the American Artist Magazine National Art Competition. Many of his paintings have appeared in national publications and have been reproduced as prints and posters. John was elected as a signature member of the National Watercolor Society in 1986. John's studio is located in Seabeck, Washington.

You can see John's work on the cover of past Sea-Dog catalogs which feature the signature Sea-Dog wooden boat in harbors all around the world, including Hong Kong, Sydney, Miami, Rio, and many more.



Know the Ropes



To Order

To place an order, please contact us in one of the following ways (e-mail preferred for order accuracy):

E-mail orders@sea-dog.com
Phone 425-259-0194
Fax 425-339-1345
OEM Customer Service custservo@sea-dog.com
After Market Cust. Service custserva@sea-dog.com
Artwork & Photography graphics@sea-dog.com
Website sea-dog.com

Minimum Orders

Orders less than \$100 incur a \$10 handling fee. For maximum cost effectiveness, we recommend each item's standard packaging quantities are maintained. *\$10 surcharge for all drop ship orders.*

Returns

A Return Goods Authorization (RGA) number must be obtained prior to any return. Credit will not be issued for goods returned without prior authorization. Special order items cannot be returned. Include the following with your return:

1. List of returned items
2. Invoice number with Sea-Dog order number and date of purchase
3. Reason for return

Return items are subject to a minimum 25% restocking charge and must be ready for resale in original packaging. Customer is responsible for shipping charges of their return. Address returns to:

Sea-Dog Corporation
3402 Smith Avenue
Everett, WA 98201 USA

-1s, -2s, -3s, & -5s

Items available in retail display packaging are identified with a -1, -2, -3, and -5 after the Sea-Dog part number. More specifically:

- 1 Hanging card, bagged with header card, or in a clamshell
- 2 Higher quantity display packaging
- 3 Full color box
- 5 Point of Purchase (POP) clear container with set number of items



Why are Proposition 65 warnings in our Sea-Dog catalog?

We at Sea-Dog strive to do the right thing as a responsible manufacturer. While no changes have been made to our products that have been in our catalog for years, and even though the Prop 65 label is only a California requirement, Sea-Dog Line, out of an abundance of caution, is labeling all Prop 65 items regardless of their intended destination.

So, as part of California's Right to Know, you will see Prop 65 warnings on some of our product packaging, in our catalog, and on our web site.

Prop 65 was enacted in 1986 for California only. Its intent was to protect drinking water sources from being contaminated with chemicals known to cause cancer, birth defects, or other reproductive harm.

Since its inception, it has grown to include approximately 1000 chemicals, many of which are found in common household items.

Labeled products for Sea-Dog predominantly fall into three categories as pertains to Prop 65: Those containing brass, those with a galvanized finish, or those containing PVC. All brass contains lead, as does galvanizing solution. PVC, commonly used in wiring products, contains vinyl chloride. Both of these substances are listed as chemicals known to the state of California to cause cancer or reproductive toxicity.

For additional information on Prop 65 visit:
www.P65Warnings.ca.gov

Breaking Strength & Working Load Limits

Breaking Strength and Working Load Limits are without warranty. They are values determined by random sampling under conditions close to their intended application where parts break or deform and become improper for use. We recommend loads do not exceed 40% of the amount listed; if used for applications where loads may vary or be subject to excessive use, loads should be no more than 20% of the amount listed. Sea-Dog should be consulted if items will be used in overhead lifting applications.

Disclaimer

All descriptive text and measurements are meant as references only and are not intended to guarantee durability or performance in use nor exact fit.



Sea-Dog does not sell to the general public – we only sell to boat builders and wholesalers. For information on how to purchase our products, visit the "Where to Buy" page on our website.



Table of Contents

Chapter 1

Cleats & Chocks

p.1

Clamcleats®
Cleats
Folding D-Ring
Lift Cleats & Eyes
Chocks

Anchor Points
Eye Nuts
Bow & Stern Eyes
U-Bolts
Eye Bolts

Exit Plates
Pad Eyes
Tie Down Straps
Fairleads
Eye Plates

Tiller Rope Springs
Cable Clamps
Pulleys

Chapter 2

Snaps & Shackles

p.31

Snaps
Shackles

Hooks
Snap Links

Quick Links
Wire Rope Clips

Chapter 3

Rigging Hardware

p.49

Thimbles
Swivels

Turnbuckles
Hooks

Rings
Pins

Webbing Slides & Straps

Chapter 4

Cabinet Hardware

p.59

Hinges
Hasps
Padlock Eyes

Barrels Bolts
Door Handles
Door Accessories

Handles
Latches
Padlocks & Lock Boxes

Push Button Latches
Steering Wheels
Engine Controls

Chapter 5

Rail Fittings

p.97

Top Fittings
Handrail Fittings
Slide Fittings

Hinge Fittings
Track Fittings
Connectors

Stanchion & End Fittings
Elbow Tees
Rail Tees

Handrails
Straps & Lanyards
Canvas Fasteners

Chapter 6

Anchoring & Deck Hardware

p.115

Cordage & Accessories
Anchors
Anchor Chains
Gas Lift Springs
Hatch Springs

Deck Pipes
Windshield Accessories
Rod Holders
Fillet Tables
Flagpoles

Antenna Bases
Fender Holders
Bow Sockets
Deck & Folding Steps
Bow Rollers

Ladders
Antenna Accessories
Cable Connectors

Chapter 7

Vents & Fuel Fittings

p.159

Vents
Collector Boxes
Pitot Tube Shields

Deck Plates
Deck Plate Keys
Hose Adapters

Drains
Deck Fills
Deck Fill Keys

Gas Tank Vents
Ski Tows

Chapter 8

Lights & Switches

p.181

Navigation Lights
Dome Lights
Berth Lights
Utility Lights

Courtesy Lights
LED Lights
Switches & Dimmers
Halogen Lights

Spreader Lights
Flood Lights
Wiper Motors
Windshield Wipers

Battery Accessories
Toggle Switches
Ignition Switches
Kill Switches

Chapter 9

Electrical

p.221

Fuses & Accessories
Circuit Breakers
Voltmeters
Battery Switches
Electrical Panels

Power Sockets
Battery Clips
USB Chargers
Terminal Blocks
Buss Bars

SAE Power Cables
Cable Ties/Clamps
Connectors & Terminals
Wire Strippers/Crimpers
Horns

Bilge Blowers
Light Bulbs
Fuses
Fuse Blocks & Holders
12V Fans

Chapter 10

Miscellaneous

p.271

Bells
Paddles
Boat Hooks/Accessories
Flagpole Sockets

Pumps
Faucets
Drain Tubes
Thru Hulls

Motor Accessories
Tools
Oarlocks & Sockets
Drink Holders

Shock Cords
Hooks & Tie Downs
Vents
Winch Accessories

2023 NEW ITEMS



All new items are displayed with a "NEW" burst and are printed as an orange line item.



Premium Dock Line – Gray

302110010GY-1 302110015GY-1
302110020GY-1 302110025GY-1
302112015GY-1 302112020GY-1

p.117-118



Premium Fender Line – Gray

302106006GY-1
302110006GY-1

p.121



Bungee Dock Lines

306204-1, 306205-1, 306206-1,
306254-1, 306255-1, 306256-1

p.120



LED RGB Rod Holder

325181(-3)

p.136



*Rod Holder Not Included

LED RGB Rod Holder Cap

325188(-1)


p.136



LED RGB Rod Holder Tube Insert

325189(-1)

p.137



Six Rod Storage Rack

325626-1

p.139



LED Cabin/Reading Light with Touch Dimmer & USB

400715-3

p.192



**LED Tear Drop Light
with Dimmer**

401817-3


p.197



**LED Round Mirror Light
with Dimmer**

401835-3

p.198



**LED Square Mirror Light
with Dimmer**

401840-3

p.198



**LED Oval Mirror Light
with Dimmer**

401845-3

p.198



**Bluetooth Smart Phone
Controller – RGB**

403051-1

p.200



**LED Flex-Neck Day/Night Light
with USB**

404939-3

p.202



**LED Undermount Light Bar -
Small**

405360-3

p.204



**LED Undermount Light Bar -
Large**

405364-3

p.204



**Mini Battery Switch
with Removable Knob**

422730-1, 422732-1

p.228

2023 New Items



Heavy Duty Dual Bank Battery Switch

422768(-1)

p.228



USB 3.0 & USB-C Power Plug with Voltmeter

426514(-1)

p.243



USB & USB-C Power Socket

426516(-1)

p.243



USB 3.0 & USB-C Power Socket with Voltmeter

426518(-1)

p.244



Rainbow Voltmeter with USB 3.0 & USB-C Power Socket

426519(-1)

p.244



USB & USB-C Rocker Switch Style Power Socket

426521(-1)

p.245



Dual USB-C Power Socket

426522(-1)

p.245



Boat Hook Hull Scraper

491108-1

p.275



Brass Drain Tube - 3-7/8"

520245

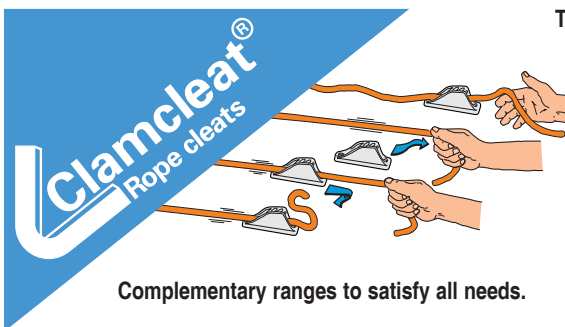
p.286



1

Clamcleats®	Eye Bolts
Cleats	Exit Plates
Folding D-Ring	Pad Eyes
Lift Cleats & Eyes	Tie Down Straps
Chocks	Fairleads
Anchor Points	Eye Plates
Eye Nuts	Tiller Rope Springs
Bow & Stern Eyes	Cable Clamps
U-Bolts	Pulleys

Cleats & Chocks



The Clamcleat® principle

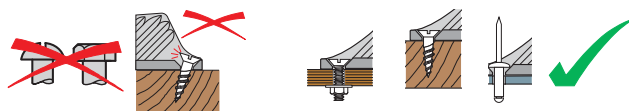
A deceptively simple ridged 'V' groove holds ropes firmly, yet is devoid of any moving parts to break or seize. It allows the immediate release of the rope by a short upward and backward pull.

Standard colors are shown in the photographs but special colors are available to order. For example, white 002040 are supplied for window blinds.

Numbers beginning with 00 are Sea-Dog part numbers and should be used when ordering. Numbers beginning with CL are Clamcleat numbers given for reference and marked on the bottom of the cleat. See Numerical Index at the end of Chapter 10.

Most cleats are provided with countersunk fixing holes. Flathead screws or bolts of the recommended size should be used; bolts being preferred. If using rivets with a powered fixing gun, make sure the pressure is not set too high. Fastenings must be entered straight so that the heads do not protrude to snag the rope. Several of the cleats have been designed with a groove in the base enabling them to be fitted to both flat and curved surfaces.






Clamcleat® rope cleats are not suitable for metal ropes.








Aluminum cleats are available in our standard **silver** or the **hard anodized** finish. They are unaffected by the heat generated by a rope surging back through a cleat as well as being suitable for sub-zero temperatures.

Hard anodizing has a high-tech and fashionable appearance as well as offering superior resistance to sea water corrosion. Our research into cleat materials over the years has shown aluminum to be far better for high performance cleats than any polymer, irrespective of any fiber reinforcement or additive. These factors make aluminum cleats the best choice for demanding applications.








Micros & Mini Cleats	Sea-Dog Part #				mm	inch				Standard pack
	Bulk	Display	mm Ø inch Ø	A B B	C	mm Ø inch Ø	mm Ø Gauge	Gms Ozs		
Mini CL204 (Nylon)	002040	002040-1	3 - 6 1/8-1/4	52 2 1/16	36 1 7/16	17 5/8	M4 #8	4.2 No8	9 0.3	10
Racing Mini CL222	002220	002220-1	3 - 6 1/8-1/4	48 1 7/8	36 1 7/16	15 19/32	M4 #8	4.2 No8	16 0.6	10
CL222AN (Aluminum)	002225	002225-1								
Micros CL274	002740	002740-1	1 - 4 3/64-5/32	33 1 5/16	24 1 5/16	13 1/2	M3 #4	3.0 No4	3 0.1	10
CL274W (Nylon)	002743	002743-1								
Racing Micros CL275	002750	002750-1	1 - 4 3/64-5/32	33 1 5/16	24 1 5/16	13 1/2	M3 #4	3.0 No4	7 0.25	10
CL275AN (Aluminum)	002755	002755-1								
Tapered Pad for CL204 & CL222 CL802 (Polypropylene)	008020	—	—	57 2 1/4	— —	21 1 3/16	M4 #8	4.2 No8	4 0.1	10
Tapered Pad for CL274 & CL275 CL823 (Polypropylene)	008230	008230-1	—	47 1 13/16	— —	19 3/4	M3 #4	3.0 No4	4 0.15	10

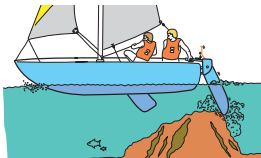
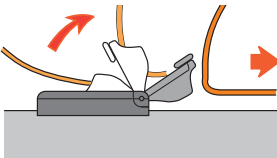


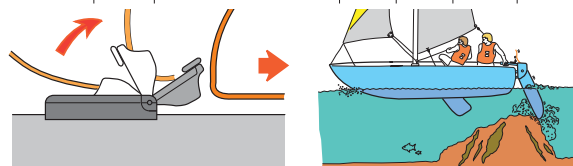
Fine Line Cleats	Sea-Dog Part #			mm inch						Standard pack
	Bulk	Display	mm Ø inch Ø	A B	B C	mm Ø inch Ø	mm Ø Gauge	Gms Ozs		
Fine Line (Starboard) CL213 (Nylon)	002130	002130-1	2 - 5 1/16-3/16	70 2 3/4	49 1 15/16	21 13/16	M4 #8	4.2 No8	9 0.3	10
Fine Line (Port) CL214 (Nylon)	002140	002140-1	2 - 5 1/16-3/16	70 2 3/4	49 1 15/16	21 13/16	M4 #8	4.2 No8	9 0.3	10
Racing Fine Line (Starboard) CL258	002580	002580-1	3 - 6 1/8-1/4	70 2 3/4	49 1 15/16	21 13/16	M4 #8	4.2 No8	19 0.7	10
CL258AN (Aluminum)	002585	002585-1								
Racing Fine Line (Port) CL259	002590	002590-1	3 - 6 1/8-1/4	70 2 3/4	49 1 15/16	21 13/16	M4 #8	4.2 No8	19 0.7	10
CL259AN (Aluminum)	002595	002595-1								



Auto-Release Cleat		Sea-Dog Part #				mm inch		mm Ø inch Ø		mm Ø Gauge		Gms Ozs	Standard pack
		Bulk	Display	mm Ø inch Ø	A B	B C							
Auto-Release Racing Mini CL257 (Aluminum + Acetal)		002570	002570-1	4 - 6 3/16-1/4	68 2 5/8	36 1 13/32	24 7/8	4 5/32		4.2 No8	31 1.1		10

The cleat flips up to release the rope when a set load is exceeded. The CL257 is easily re-set or adjusted for different release loads, even out on the water.

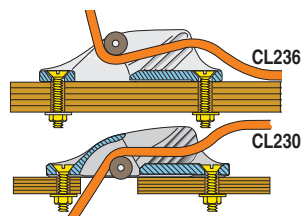
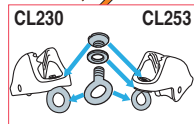
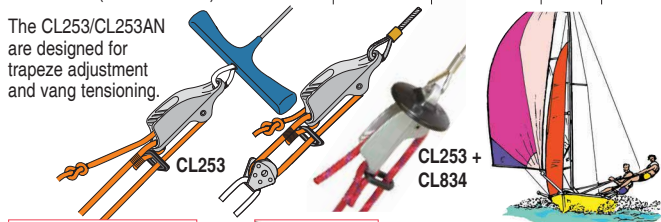




Roller Cleats

	Sea-Dog Part #		mm Ø inch Ø	A B C			mm Ø inch Ø	mm Ø Gauge	Gms Ozs	Standard pack
	Bulk	Display		A	B	C				
Racing Junior Mk1 with Roller										
CL230	002300	002300-1	3 - 6	82	66	18	M5	4.8	35	10
CL230AN (Aluminum)	002305	002305-1	1/8-1/4	31/4	25/8	11/16	#10	No10	1.2	
Roller Fairlead Mk1 Racing Junior										
CL236	002360	002360-1	3 - 6	82	66	18	M5	4.8	40	10
CL236AN (Aluminum)	002365	002365-1	1/8-1/4	31/4	25/8	11/16	#10	No10	1.4	
Trapeze and Vang Cleat										
CL253	002530	002530-1	4 - 8	89	70	18			46	10
CL253AN (Aluminum)	002535	002535-1	5/32-5/16	31/2	23/4	11/16			1.6	
Handle for CL253 Trapeze Cleat										
CL834 (Polypropylene)	008340	008340-1	—	—	—	50			6.5	10
						131/32			0.23	
Eye for CL230 & CL253										
PT230SSE (Stainless steel)	002309	002309-1	—	—	6	12			3.3	10
					1/4	1/2			0.12	

The CL253/CL253AN are designed for trapeze adjustment and vang tensioning.

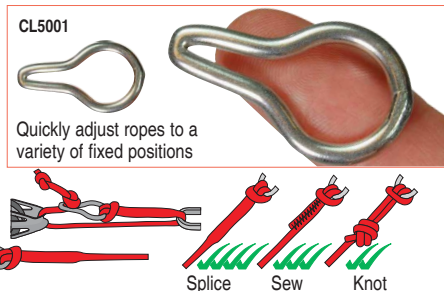


The CL230/CL230AN are ideal for through-deck or mast applications.



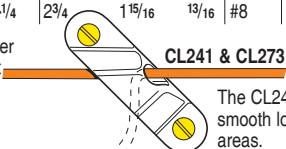
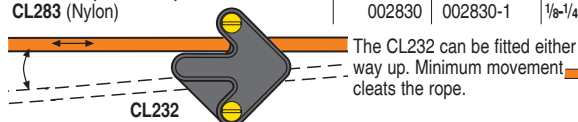
Q-Lok

	Sea-Dog Part #		mm Ø inch Ø	A B C			mm Ø inch Ø	mm Ø Gauge	Gms Ozs	Standard pack
	Bulk	Display		A	B	C				
Q-Lok										
CL5001 (Stainless steel)	005000	005000-1	3 - 4	33	—	20			5	10
			1/8-5/32	15/16	—	3/4			0.2	



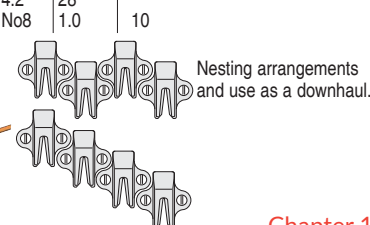
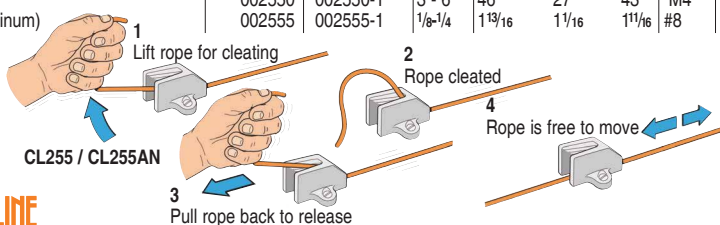
Cub & Sail Line Cleats

	Sea-Dog Part #		mm Ø inch Ø	A B C			mm Ø inch Ø	mm Ø Gauge	Gms Ozs	Standard pack
	Bulk	Display		A	B	C				
Cub Cleat										
CL232	002320	002320-1	3 - 6	46	35	46	M4	4.2	13	10
CL232W (Nylon)	002320W	—	1/8-1/4	15/16	13/8	15/16	#8	No8	0.5	
Racing Sail Line Cleat (Port)										
CL241+ PR	002410	002410-1	3 - 6	70	49	21	M4	4.2	16	10
CL241AN (Aluminum)	002415	002415-1	1/8-1/4	23/4	15/16	13/16	#8	No8	0.6	
Racing Sail Line Cleat (Starboard)										
CL273	002730	002730-1	3 - 6	70	49	21	M4	4.2	16	10
CL273AN (Aluminum)	002735	002735-1	1/8-1/4	23/4	15/16	13/16	#8	No8	0.6	
Sail Cleat (Port)										
CL281 (Nylon)	002810	002810-1	3 - 6	70	49	21	M4	4.2	16	9
			1/8-1/4	23/4	15/16	13/16	#8	No8	0.6	0.3
Sail Cleat (Starboard)										
CL283 (Nylon)	002830	002830-1	3 - 6	70	49	21	M4	4.2	16	9
			1/8-1/4	23/4	15/16	13/16	#8	No8	0.6	0.3



Omega Cleat

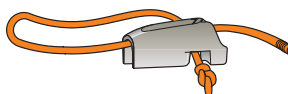
	Sea-Dog Part #		mm Ø inch Ø	A B C			mm Ø inch Ø	mm Ø Gauge	Gms Ozs	Standard pack
	Bulk	Display		A	B	C				
Omega Cleat										
CL255	002550	002550-1	3 - 6	46	27	43	M4	4.2	28	10
CL255AN (Aluminum)	002555	002555-1	1/8-1/4	15/16	11/16	11/16	#8	No8	1.0	





Cleats with integral fairleads for ropes to 5/32"

	Sea-Dog Part #		mm Ø inch Ø	mm inch			mm Ø inch Ø	mm Ø Gauge	Gms Ozs	Standard pack
	Bulk	Display		A	B	C				
Micros										
CL263	002630	002630-1	1 - 4	44	24	13	M3	3.0	4.8	
CL263W (Nylon)	002633	002633-1	3/64-5/32	1 3/4	1 5/16	1/2	#4	No4	0.2	10
Racing Micros										
CL268	002680	002680-1	1 - 4	44	24	13	M3	3.0	13	
CL268AN (Aluminum)	002685	002685-1	3/64-5/32	1 3/4	1 5/16	1/2	#4	No4	0.5	10
Racing Micros with Becket										
CL270	002700	002700-1	1 - 4	44	24	13	M3	3.0	14	
CL270AN (Aluminum)	002705	002705-1	3/64-5/32	1 3/4	1 5/16	1/2	#4	No4	0.5	10
Racing Micros Side entry (Starboard) with Becket CL277										
CL277AN (Aluminum)	002770	002770-1	1 - 4	44	24	14	M3	3.0	12	
CL277AN (Aluminum)	002775	002775-1	3/64-5/32	1 3/4	1 5/16	9/16	#4	No4	0.4	10
Racing Micros Side entry (Port) with Becket CL278										
CL278AN (Aluminum)	002780	002780-1	1 - 4	44	24	14	M3	3.0	12	
CL278AN (Aluminum)	002785	002785-1	3/64-5/32	1 3/4	1 5/16	9/16	#4	No4	0.4	10
Tapered Pad for all Micros cleats										
CL823 (Polypropylene)	008230	008230-1	—	47	—	19	—	—	4	10
				1 13/16	—	3/4			0.15	



Rigging for CL270, CL270AN, CL277, CL277AN, CL278 and CL278AN.

Rivetting the CL211 Mk2 or CL263. Rivet gun spacers are available free of charge. Special long mandrel alloy rivets are also available for CL211 Mk2.



The AN suffix indicates an extra superior Hard Anodized finish.

Cleats with integral fairleads for ropes to 1/4"

	Sea-Dog Part #		mm Ø inch Ø	mm inch			mm Ø inch Ø	mm Ø Gauge	Gms Ozs	Standard pack
	Bulk	Display		A	B	C				
Racing Junior Mk2										
CL211Mk2	002112	002112-1	3 - 6	55	27	16	M4	4.2	23	
CL211Mk2 AN (Aluminum)	002116	002116-1	1/8-1/4	2 1/8	1 1/16	5/8	#8	No8	0.8	10
Racing Junior Mk2 with Becket										
CL211Mk2/S2	002117	002117-1	3 - 6	55	27	16	M4	4.2	23	
CL211Mk2AN/S2 (Aluminum)	002118	002118-1	1/8-1/4	2 1/8	1 1/16	5/8	#8	No8	0.8	10
Mk2 Nylon Junior										
CL272	002720	002720-1	3 - 6	55	27	16	M4	4.2	10	
CL272W	002723	002723-1	1/8-1/4	2 1/8	1 1/16	5/8	#8	No8	0.35	10

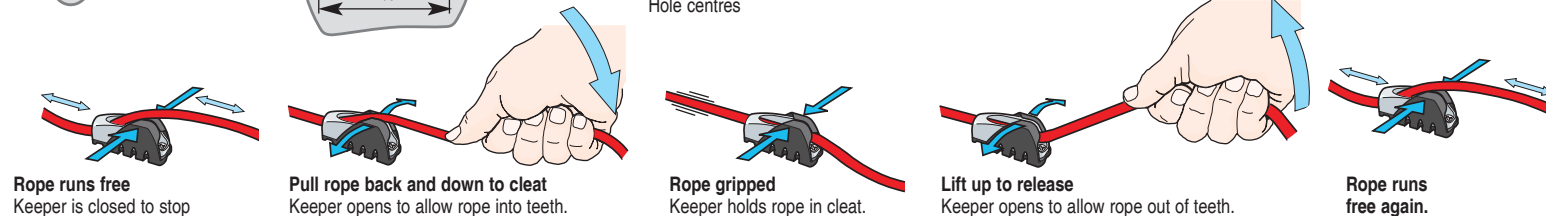
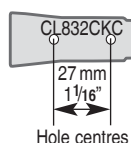
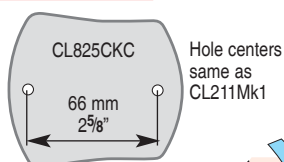
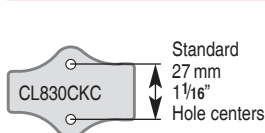


CKC Cleats & Accessories CL815, CL817 & CL819

	Sea-Dog Part #		mm Ø inch Ø	mm Ø inch Ø	mm Ø Gauge	Gms Ozs	Standard pack
	Bulk	Display					
Keeper for 002112, 002116 & 002117							
CL815 (Acetal)	008150	008150-1	4	M4	4.2	9	10
Cage for 002112 & 002116							
requires CL815						23	
CL817 (Nylon & Stainless steel)	008170	008170-1	—	—	—	0.8	10
Tapered Pad for 002112, 002116, 002117, 002172 & 002182							
CL819 (Polypropylene)	008190	008190-1	4	M4	4.2	8	10
CKC Cleat CL211Mk2 X 2							
CL825CKC	008250	008250-1	5	M5	4.8	150	
CL825CKCAN	008255	008255-1	3/16	#10	No10	5.3	10
CKC Cleat CL211Mk2							
CL830CKC	008300	008300-1	4	M4	4.2	62	
CL830CKCAN	008305	008305-1	5/32	#8	No8	2.2	10
CKC Cleat CL211Mk2							
CL832CKC	008320	008320-1	4	M4	4.2	51	
CL832CKCAN	008325	008325-1	5/32	#8	No8	1.8	10



Cages CL816 and CL817 with wear resistant stainless steel allow easy cleating at extreme angles.



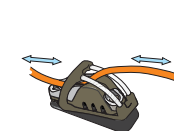
Accessories CL814, CL816 & CL818

Keeper for 002030, 002111, 002115, 002171, 002181, 002360 & 002365
CL814 (Acetal)
Cage for 002030, 002111, 002115, 002360 & 002365 requires CL814
CL816 (Nylon & Stainless steel)
Tapered Pad for 002030, 002111, 002115, 002171, 002181, 002360, 002365, 007040 & 007045
CL818 (Polypropylene)
CK Cleat CL211Mk1+CL814+CL816
CL833CKC
CL833CKCAN

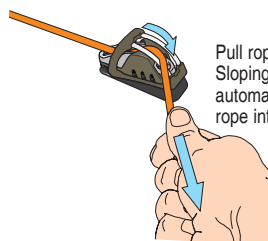
Sea-Dog Part

Bulk **Display**

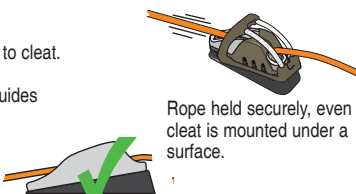
			mm Ø inch Ø	mm Ø inch Ø	mm Ø Gauge	Gms Ozs	Standard pack
	008140	008140-1	4.8 3/16	M5 #10	4.8 No10	11 0.4	10
	008160	008160-1	—	—	—	30 1.1	10
	008180	008180-1	4.8 3/16	M5 #10	4.8 No10	14 0.5	10
	008330	008330-1	4.8 3/16	M5 #10	4.8 No10	76 2.7	10
	008335	008335-1	4.8 3/16	M5 #10	4.8 No10	76 2.7	10



Rope runs free -
Keeper keeps rope out
of teeth



Pull rope down to cleat.
Sloping rear
automatically guides
rope into teeth



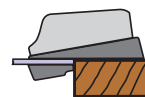
Rope held securely, even if
cleat is mounted under a
surface.

Tapered Pad allows correct
rope/cleating alignment.



The Keeper, CL814, holds rope in teeth under no load
or when mounted upside down. More details on
using these accessories can be found on our
website.

Backplate provides under deck
support and is supplied with
every tapered pad.



Cleats with integral fairleads for ropes to 1/4"

Sea-Dog Part

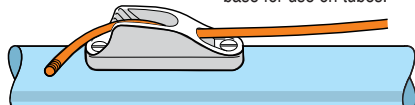
Bulk **Display**

Bulk	Display	mm Ø inch Ø	A mm Ø inch Ø	B mm Ø inch Ø	C mm Ø inch Ø	mm inch Gauge	Gms Ozs	Standard pack	
002030 002030W	002030-1	3 - 6 1/8-1/4	82 3 1/4	66 2 5/8	18 1 1/16	M4 #8	4.2 No8	17 0.6	10
002111 002115	002111-1 002115-1	3 - 6 1/8-1/4	82 3 1/4	66 2 5/8	18 1 1/16	M5 #10	4.8 No10	34 1.2	10
007020 007025	007020-1 007025-1	3 - 6 1/8-1/4	82 3 1/4	66 2 5/8	18 1 1/16	M5 #10	4.8 No10	36 1.3	10
007040 007045	007040-1 007045-1	3 - 6 1/8-1/4	82 3 1/4	66 2 5/8	18 1 1/16	M5 #10	4.8 No10	34 1.2	10

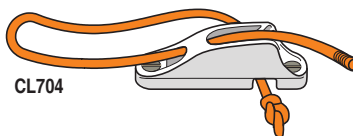


CL702

The CL702 has a specially curved
base for use on tubes.



CL704




Side entry Cleats Mk1 for ropes to 1/4"

Sea-Dog Part

Bulk **Display**

Bulk	Display	mm Ø inch Ø	A	B	C	mm Ø inch Ø	mm Ø inch Ø Gauge	Gms Ozs	Standard pack
002171	002171-1	3 - 6	82	66	18	M5	4.8	32	10
002175	002175-1	1/8-1/4	3 1/4	2 5/8	1 11/16	#10	No10	1.2	
002181	002181-1	3 - 6	82	66	18	M5	4.8	32	10
002185	002185-1	1/8-1/4	3 1/4	2 5/8	1 11/16	#10	No10	1.2	

Using Side Entry
cleats correctly




Side entry Cleats Mk2 for ropes to 1/4"

Sea-Dog Part

Bulk **Display**

Bulk	Display	mm Ø inch Ø	A	B	C	mm inch	mm Ø inch Ø Gauge	Gms Ozs	Standard pack
002172	002172-1	3 - 6	55	27	17	M4	4.2	24	10
002176	002176-1	1/8-1/4	2 1/8	1 1/16	1 1/16	#8	No8	0.8	
002182	002182-1	3 - 6	55	27	17	M4	4.2	24	10
002186	002186-1	1/8-1/4	2 1/8	1 1/16	1 1/16	#8	No8	0.8	

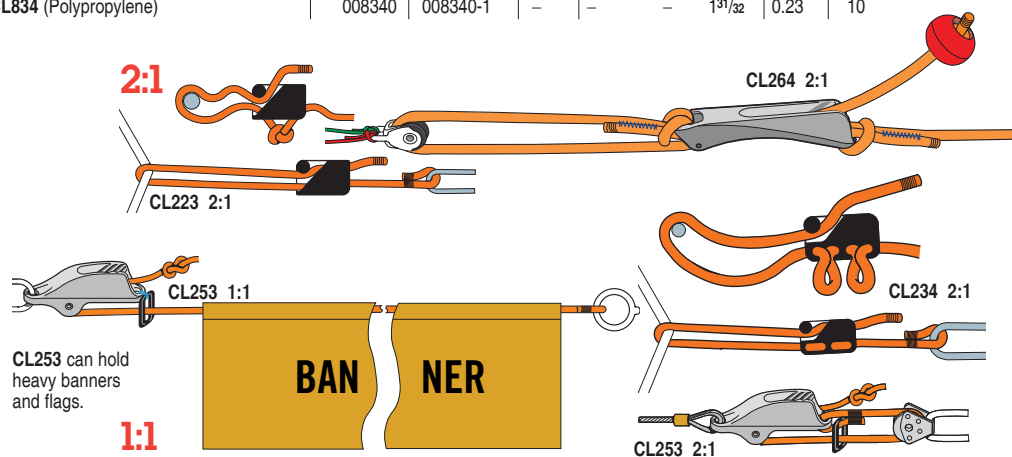
Using Side Entry
cleats correctly





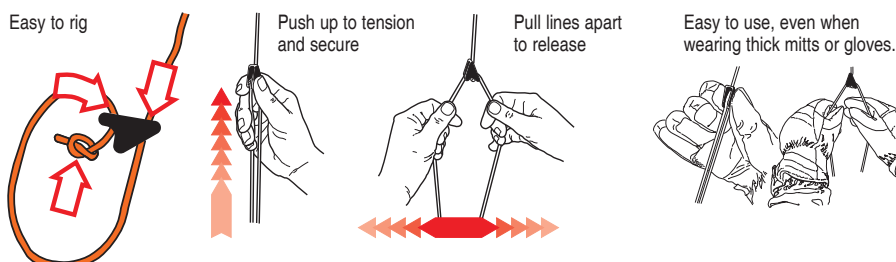
Cleats for Rigging on a Rope

	Sea-Dog Part #		mm Ø inch Ø	mm inch			Gms Ozs	Standard pack
	Bulk	Display		A	B	C		
Loop Cleat								
CL223	002230	002230-1	3 - 6	53	—	18	18	
CL223W (Nylon)	002230W	327223-1	1/8-1/4	2 1/16	—	1 1/16	0.7	10
Racing Junior Mk1 with Roller								
CL230	002300	002300-1	3 - 6	82	66	18	35	
CL230AN (Aluminum)	002305	002305-1	1/8-1/4	3 3/4	2 5/8	1 1/16	1.2	10
Fender/Large Loop Cleat								
CL234	002340	002340-1	6 - 11	78	—	24	45	
CL234W (Nylon)	002340W	327234-1	1/4-7/16	3 1/16	—	1 5/16	1.6	10
Trapeze and Vang Cleat								
CL253	002530	002530-1	4 - 8	90	72	18	46	
CL253AN (Aluminum)	002535	002535-1	5/32-9/16	3 9/16	2 13/16	1 1/16	1.6	10
Cobra Cleat								
CL264	002640	002640-1	4 - 6	117	—	23	47	
CL264AN (Aluminum)	002645	002645-1	5/32-1/4	4 5/8	—	2 9/32	1.7	1
Jiffy Tie								
CL806 (Polypropylene)	008060	—	4	42	—	21	4	n/a
Handle for CL253 Trapeze Cleat								
CL834 (Polypropylene)	008340	008340-1	—	—	—	50	6.5	10
						1 31/32	0.23	



Line-Lok® Cleats for Rigging on a Rope

	Sea-Dog Part #		mm Ø inch Ø	mm inch			Gms Ozs	Standard pack
	Bulk	Display		A	B	C		
Line-Lok®								
CL260	002600	002600-1	2 - 5	31	—	10	2.2	
CL260W (Nylon)	002603	002603-1	1/16-9/16	1 1/4	—	3/8	0.08	10
Mini Line-Lok®								
CL266	002660	002660-1	1 - 3	21.3	—	7	0.74	
CL266W (Nylon)	002663	002663-1	3/64-1/8	27/32	—	5/32	0.03	10
Large Line-Lok®								
CL271	002710	002710-1	4 - 8	67	—	23	28	
CL271W (Nylon)	002713	002713-1	5/32-9/16	2 5/8	—	7/8	0.98	10
Medium Line-Lok®								
CL276	002760	002760-1	3 - 6	47	—	17	9.6	
CL276W (Nylon)	002763	002763-1	1/8-1/4	1 7/8	—	1 1/16	0.34	10

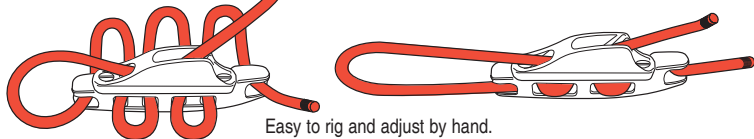


These Line Tensioners lock lines securely and are easy to release.

- Grips the line to resist being shaken loose - even in extreme conditions.
- Out performs all existing plastic guy runners.
- See www.linelok.com


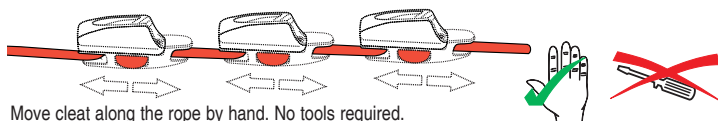
Aero Cleats CL826

	Sea-Dog Part #		mm Ø inch Ø	mm inch			Gms Ozs	Standard pack
	Bulk	Display		A	B	C		
Aero base + CL211Mk2 Racing Junior			4 - 6	73	—	16	35	
CL826-11 (Nylon & Aluminum)	008261	008261-1	5/32-1/4	27/8	—	5/8	1.2	10
Aero base + CL211Mk2AN Hard Anodized Racing Junior			4 - 6	73	—	16	35	
CL826-11AN (Nylon & Aluminum)	008265	008265-1	5/32-1/4	27/8	—	5/8	1.2	10
Aero base + CL272Mk2 Nylon Junior			4 - 6	73	—	16	23	
CL826-72 (Nylon)	008263	008263-1	5/32-1/4	27/8	—	5/8	0.8	10



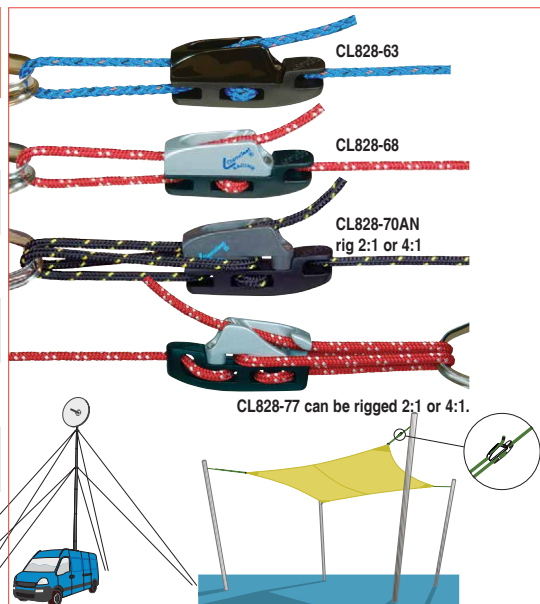
Aero Cleats CL827

	Sea-Dog Part #		mm Ø inch Ø	mm inch			Gms Ozs	Standard pack
	Bulk	Display		A	B	C		
Aero base + CL203 Nylon Junior			4 - 6	112	—	19	43	
CL827-03 (Nylon)	008277	—	5/32-1/4	4 3/8	—	3/4	1.5	10
Aero base + CL211Mk1 Racing Junior			4 - 6	112	—	19	62	
CL827-11 (Nylon & Aluminum)	008271	—	5/32-1/4	4 3/8	—	3/4	2.2	10
Aero base + CL211Mk1 Hard Anodized Racing Junior			4 - 6	112	—	19	62	
CL827-11AN (Nylon & Aluminum)	008272	008272-1	5/32-1/4	4 3/8	—	3/4	2.2	10
Aero base + CL217Mk1 Side entry Racing Junior (Starboard)			4 - 6	112	—	19	59	
CL827-17 (Nylon & Aluminum)	008273	—	5/32-1/4	4 3/8	—	3/4	2.1	10
Aero base + CL217 Mk1 Hard Anodized Side entry Racing Junior (Starboard)			4 - 6	112	—	19	59	
CL827-17AN (Nylon & Aluminum)	008274	—	5/32-1/4	4 3/8	—	3/4	2.1	10
Aero base + CL218Mk1 Side entry Racing Junior (Port)			4 - 6	112	—	19	59	
CL827-18 (Nylon & Aluminum)	008275	—	5/32-1/4	4 3/8	—	3/4	2.1	10
Aero base + CL218 Mk1 Hard Anodized Side entry Racing Junior (Port)			4 - 6	112	—	19	59	
CL827-18AN (Nylon & Aluminum)	008276	—	5/32-1/4	4 3/8	—	3/4	2.1	10
Aero base + CL236 Roller Fairlead Racing Junior			4 - 6	112	—	19	69	
CL827-36 (Nylon & Aluminum)	008278	—	5/32-1/4	4 3/8	—	3/4	2.4	10
Aero base + CL236 Hard Anodized Roller Fairlead Racing Junior			4 - 6	112	—	19	69	
CL827-36AN (Nylon & Aluminum)	008279	—	5/32-1/4	4 3/8	—	3/4	2.4	10



Aero Cleats CL828

	Sea-Dog Part #		mm Ø inch Ø	mm inch			Gms Ozs	Standard pack
	Bulk	Display		A	B	C		
Aero base + CL263 Nylon Micros			3 - 4	60	—	13	15	
CL828-63 (Nylon)	008287	—	1/8-5/32	2 3/8	—	1/2	0.5	10
Aero base + CL268 Racing Micros			3 - 4	60	—	13	21	
CL828-68 (Nylon & Aluminum)	008281	008281-1	1/8-5/32	2 3/8	—	1/2	0.75	10
Aero base + CL268 Hard Anodized Racing Micros			3 - 4	60	—	13	21	
CL828-68AN (Nylon & Aluminum)	008282	008282-1	1/8-5/32	2 3/8	—	1/2	0.75	10
Aero base + CL270 Racing Micros with Becket			3 - 4	60	—	13	24	
CL828-70 (Nylon & Aluminum)	008288	—	1/8-5/32	2 3/8	—	1/2	0.85	10
Aero base + CL270 Hard Anodized Racing Micros with Becket			3 - 4	60	—	13	24	
CL828-70AN (Nylon & Aluminum)	008289	—	1/8-5/32	2 3/8	—	1/2	0.85	10
Aero base + CL277 Side entry Racing Micros (Starboard)			3 - 4	60	—	13	23	
CL828-77 (Nylon & Aluminum)	008283	—	1/8-5/32	2 3/8	—	1/2	0.8	10
Aero base + CL77 Hard Anodized Side entry Racing Micros (Starboard)			3 - 4	60	—	13	23	
CL828-77AN (Nylon & Aluminum)	008284	—	1/8-5/32	2 3/8	—	1/2	0.8	10





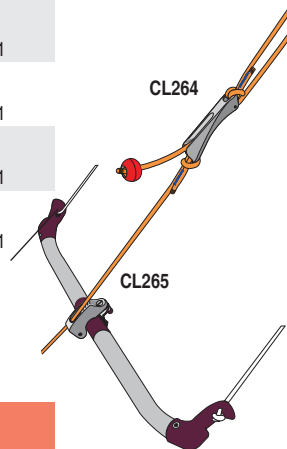
Kitesurfing Cleats

Sea-Dog Part #	Bulk	Display	mm Ø inch Ø	A	B	C	mm inch	Gms Ozs	Standard pack
Racing Junior Mk2									
CL211Mk2AN (Aluminum)	002116	002116-1	3 - 6 1/8-1/4	55 2 1/8	27 1 1/16	17 5/8	23 0.8		1
Trapeze and Vang Cleat									
CL253 (Aluminum)	002530	002530-1	4 - 8 5/32-5/16	89 3 1/2	72 2 13/16	18 1 1/16	46 1.6		1
Cobra Cleat									
CL264 (Aluminum)	002640	002640-1	4 - 6 3/16-1/4	120 4 29/32	—	23 29/32	47 1.7		1
Bar Cleat									
CL265 (Aluminum + S/Steel)	002650	002650-1	4 - 8 5/32-5/16	63 2 1/2	—	18 1 1/16	60 2.1		1
Aero base + CL211Mk2AN									
Racing Junior									
CL829-11AN (Nylon & Aluminium)	008295	-	4 - 6 5/32-1/4	78 3 1/16	—	16 5/8	46 1.6		1

The AN suffix indicates an extra superior Hard Anodized finish.

The ultimate kite surfing rig for complete control, uses the CL265 Bar cleat and the in-line CL264 Cobra cleat.

Bar diameter 1"-1 3/16" Ø (25 - 31 mm)

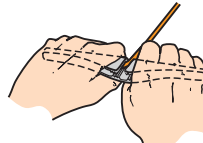


The CL249 is used for tensioning traditional African drums.

Power Grip Cleats

Sea-Dog Part #	Bulk	Display	mm Ø inch Ø	A	B	C	mm inch	Gms Ozs	Standard pack
Tug Cleat									
CL249 (Aluminum)	002490	002490-1	3 - 6 1/8-1/4	92 3 9/16	—	17 1 1/16	52 1.9		10
Power Grip 1									
CL261 (Aluminum)	002610	002610-1	3 - 6 1/8-1/4	95 3 3/4	—	17 1 1/16	52 1.9		10
Power Grip 2									
CL262 (Aluminum)	002620	002620-1	3 - 6 1/8-1/4	189 7 7/16	—	17 1 1/16	70 2.5		10

The CL261 Power Grip 1 for single handed use, allows you to pull twice the load.

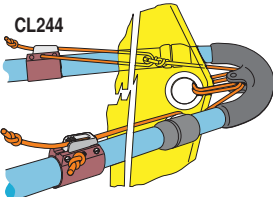


Use the CL262 Power Grip 2 where even more pulling power and control is required. It is light, strong and easy to carry in your pocket.

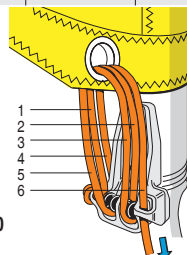


Windsurfing Cleats

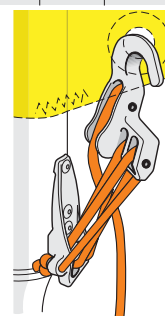
Sea-Dog Part #	Bulk	Display	mm Ø inch Ø	A	B	C	mm inch	Gms Ozs	Standard pack
Compact Twin Sheave Cleat									
CL247 (Aluminum)	002470	002470-1	3 - 6 1/8-1/4	53 2 1/16	31 1 1/4	40 1 9/16	M5 #10	40 1.4	5
Cleat with Hook and 3 Sheaves									
CL248 (Aluminum)	002480	002480-1	3 - 5 1/8-3/16	69 2 3/4	—	40 1 9/16	—	52 1.8	5
The Gap Closer									
CL250 (Aluminum)	002500	002500-1	3 - 5 1/8-3/16	84 3 1/4	11+29 7/16+1 1/8	48 1 7/8	M5 #10	43 1.6	5
Trapeze and Vang Cleat									
CL253 (Aluminum)	002530	002530-1	4 - 8 5/32-5/16	89 3 1/2	72 2 13/16	18 1 1/16	—	46 1.6	5
Rivet-on Fitting for 6:1 Ratio									
CL708 (Aluminum)	007080	007080-1	3 - 5 1/8-3/16	83 3 1/4	11+29 7/16+1 7/16	37 1 7/16	M5 #10	32 1.1	5
Boom Cleat and Clamp									
CL244 (Aluminum + Nylon)	—	002440-1	3 - 6 1/8-1/4	58 2 1/4	—	—	—	32 1.1	5



Adjustable Outhaul






CL250 6:1



CL248 + CL708 6:1

Insert Cleats

	Sea-Dog Part #							Standard pack
	Bulk	Display	mm Ø inch Ø	A	B	C	Gms Ozs	
Nylon Insert Cleat with Fairlead CL243/L	002430	—	3 - 6 1/8-1/4	42 1 21/32	—	22 7/8	10 0.4	n/a
Aluminum Insert Cleat with Fairlead CL244/L	002440	—	3 - 5 1/8-3/16	42 1 21/32	—	22 7/8	18 0.6	n/a
Small Insert Cleat CL712 (Aluminum)	007120	—	3 - 5 1/8-3/16	28 1 1/8	—	11 7/16	7 0.2	n/a
Insert Cleat CL715 (Aluminum)	007150	—	3 - 5 1/8-3/16	9 3/8	—	12 7/16	3 0.1	n/a

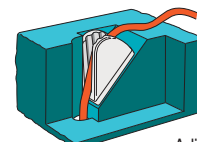
CL243/L

CL244/L

CL712

CL715

The CL712 and CL715 have been designed to snap-fit into a plastic molding to combine the strength of an alloy cleat with the lower cost of a molded component.




Cleat at this angle

Adjust at this angle

Adjust at this angle

Sail Cleats

	Sea-Dog Part #							Standard pack
	Bulk	Display	mm Ø inch Ø	A	B	C	Gms Ozs	
Leech Line Cleat CL212 (Nylon)	002120	002120-1	2 - 5 1/16-3/16	70 2 3/4	49 1 15/16	21 1 3/16	4 5/32	9 0.3
Shield for CL212 CL212A (Nylon)	002125	—	—	71 2 3/4	49 1 15/16	29 1 1/8	4 5/32	4 0.1
Backplate for CL212 CL212BP (Nylon)	002120P	—	—	70 2 3/4	49 1 15/16	21 1 3/16	—	2 0.08
Backplate Black for CL241AN, CL258AN, CL259AN & CL273AN CL212BP-B (Nylon)	002120BP	—	—	70 2 3/4	49 1 15/16	21 1 3/16	—	2 0.08
Fine Line Cleat (Port) CL214W (Nylon)	002140W	—	2 - 5 1/16-3/16	70 2 3/4	49 1 15/16	21 1 3/16	4 5/32	9 0.3
Dinghy Leech Line Cleat CL221 (Nylon)	002210	—	0 - 3 0-1/8	43 1 3/4	33 1 3/16	17 1 1/16	3 1/8	4 0.1
Sail Line Cleat CL233 (Nylon)	002330	—	2 - 6 1/16-1/4	57 2 1/4	—	34 1 5/16	—	8 0.3
Backplate CL233BP (Nylon) for CL233	002330BP	—	—	57 2 1/4	—	34 1 5/16	—	2 0.08
Racing Sail Line Cleat (Starboard) CL241+ PR	002410	—	3 - 6 1/8-1/4	70 2 3/4	49 1 15/16	21 1 3/16	4 5/32	16 0.6
Racing Fine Line (Starboard) CL258	002580	—	3 - 6 1/8-1/4	70 2 3/4	49 1 15/16	21 1 3/16	4 5/32	19 0.7
Racing Fine Line (Port) CL259	002590	—	3 - 6 1/8-1/4	70 2 3/4	49 1 15/16	21 1 3/16	4 5/32	19 0.7
Sail Edge Cleat CL267 (Nylon + Aluminum)	002670	002670-1	2 - 4 1/16-5/32	50 2	—	37 1 7/16	4 5/32	12 0.42
Sail Edge Cleat CL269 (Nylon)	002690	002690-1	2 - 4 1/16-5/32	50 2	—	37 1 7/16	4 5/32	10 0.35
Racing Sail Line Cleat (Port) CL273	002730	002730-1	3 - 6 1/8-1/4	70 2 3/4	49 1 15/16	21 1 3/16	4 5/32	16 0.6
Sail Cleat (Port) CL281W (Nylon)	00281W	—	3 - 6 1/8-1/4	70 2 3/4	49 1 15/16	21 1 3/16	4 5/32	9 0.6
Sail Cleat (Starboard) CL283W (Nylon)	00283W	—	3 - 6 1/8-1/4	70 2 3/4	49 1 15/16	21 1 3/16	4 5/32	9 0.6

CL212

CL212A

CL212BP

CL212BP-B

CL214W

CL221

CL233BP

CL233

CL241

CL241AN

CL258

CL258AN

CL259

CL267

CL259AN

CL273

CL273AN

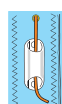
CL269

CL281W

CL283W

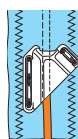


Alternative position for CL212 (or CL258) also CL214W, CL259.



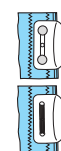
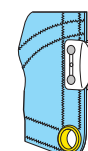
CL221 The CL221 is supplied complete.

CL233

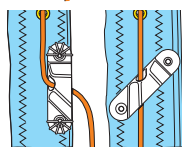


CL267 & CL269

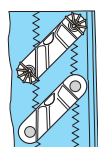
The CL267 is an alloy cleat inside a wrap-round nylon moulding. The CL269 is all nylon.



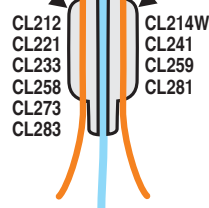
CL267 and CL269 can be rivetted or sewn.



CL241 & CL273 These also have alternative uses on rigid surfaces.

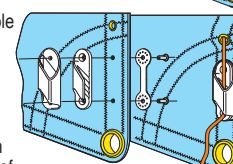


Most cleats can be sewn or rivetted.






Most cleats are available with or without backplates and rivets.

The CL212A shield prevents the CL212 and CL258 snagging in shrouds or other parts of the rigging.

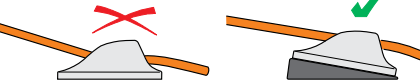
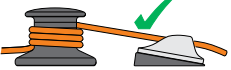



CL212/CL212A







Cleats for ropes to 5/32"			Sea-Dog Part #					mm inch		mm Ø inch Ø		Gms Ozs	Standard pack
	Bulk	Display	mm Ø inch Ø	A	B	C							
Midi CL209 (Nylon)	002090	002090-1	4 - 8 5/32-5/16	73 27/8	55 2 1/8	19 3/4	M5 #10	4.8 No10	20 0.7			10	
Side-fixing Midi CL215 (Nylon)	002150	002150-1	4 - 8 5/32-5/16	41 1 5/8	27 1 1/8	43 1 11/16	M5 #10	4.8 No10	14 0.5			10	
Midi with integral Fairlead CL231 (Nylon)	002310	002310-1	4 - 8 5/32-5/16	88 3 7/16	54 2 1/8	22 7/8	M5 #10	4.8 No10	30 1.1			10	
Racing Midi CL254 (Aluminum)	002540	002540-1	4 - 8 5/32-5/16	71 2 13/16	55 2 1/8	18 1 1/16	M5 #10	4.8 No10	38 1.3			10	
Tapered Pad for CL209, CL254 & CL254AN CL803 (Polypropylene)	008030	—	—	79 3 1/8	—	24 1 5/16	M5 #10	4.8 No10	8 0.3			10	


Tapered pads aid optimum rope alignment, especially when a fairlead would not be appropriate.



CL804 or CL805 Tapered Pads can aid optimum rope alignment.







Sea-Dog Part #				mm inch						Standard pack
Bulk	Display	mm Ø inch Ø	A	B	C	mm Ø inch Ø	mm Ø Gauge	Gms Ozs		
Horizontal CL202 (Nylon)	002020	002020-1	6 - 10 1/4, 3/8	74 2 ¹⁵ / ₁₆	51 2	79 3 ¹ / ₈	M6 1/4	6.3 No14	64 2.3	10
Lateral (Starboard) CL206 (Nylon)	002060	002060-1	6 - 10 1/4, 3/8	75 3	51 2	50 2	M6 1/4	6.3 No14	35 1.3	10
Lateral (Port) CL207 (Nylon)	002070	002070-1	6 - 10 1/4, 3/8	75 3	51 2	50 2	M6 1/4	6.3 No14	35 1.3	10



One of the first non-marine uses for Clamcleat® rope cleats was to tension and secure safety slings used by electricity and telephone engineers when working up ladders leaning against poles.




Cleats for ropes to 1/2"	Sea-Dog Part #		 mm Ø inch Ø	mm inch			 mm Ø inch Ø	 mm Ø Gauge	 Gms Ozs	Standard pack
	Bulk	Display		A	B	C				
Vertical CL201 (Nylon)	002010	002010-1	6 - 12 1/4-1/2	95 3 3/4	72 2 13/16	28 1 1/8	M6 1/4	6 No14	43 1.5	10
Racing Vertical CL219 CL219AN (Aluminum)	002190 002195	002190-1 002195-1	6 - 12 1/4-1/2	90 3 9/16	72 2 13/16	27 1 1/16	M6 1/4	6.3 No14	70 2.5	1
Uncoated Racing Vertical CL219VB (Aluminum)	002190NC	—	6 - 12 1/4-1/2	90 3 9/16	72 2 13/16	27 1 1/16	M6 1/4	6.3 No14	70 2.5	1
Vertical with Integral Fairlead CL228 (Nylon)	002280	002280-1	6 - 12 1/4-1/2	114 4 1/2	72 2 13/16	30 1 3/16	M6 1/4	6.3 No14	68 2.4	1
Tapered Pad for CL201, CL219, CL219AN, CL237 & CL238 CL804 (Polypropylene)	008040	—	—	103 4 1/16	—	34 1 3/8	M6 1/4	6.3 No14	18 0.6	10

The AN suffix indicates an extra superior Hard Anodized finish.

Our aluminum cleats are easily welded to provide a strong and permanent fixing. Where an alloy cleat needs to be fixed to an aluminum surface welding can be less expensive than drilling holes and bolting on a cleat. Applications include aluminum fishing boats and oil rigs.

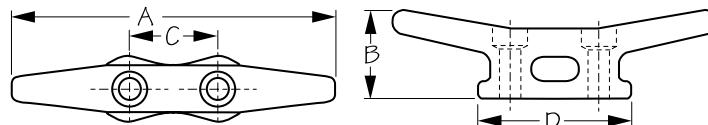
CL219VB





OPEN BASE CLEAT - FLAT HEAD

Hot Dipped Galvanized Iron



Bulk	Display	A	B	C	D	Fastener	Wt.(lb.)	Std. Pack
040103	040103-1	3-1/2"	1"	13/16"	1-5/8"	#8 FH	.13 / .26	10 ea / 10 pr
040104	040104-1	4"	1-1/8"	7/8"	1-7/8"	#10 FH	.23 / .46	10 ea / 10 pr
040105	040105-1	5"	1-5/16"	1-1/16"	2-3/16"	#12 FH	.29 / .58	10 ea / 10 pr
040106	040106-1	6"	1-3/8"	1-1/4"	2-3/16"	1/4" FH	.38 / .76	10 ea / 10 pr
040108	040108-1	8"	2-1/8"	1-11/16"	3-1/4"	5/16" FH	1.42	10 ea
040110	n/a	10"	2-1/2"	2-3/8"	4-1/16"	3/8" FH	2.14	10 ea
040112	n/a	12"	2-7/8"	3-1/4"	5-5/16"	3/8" FH	3.09	5 ea
040114	n/a	14"	3-1/2"	4-1/4"	6-1/8"	1/2" FH	5.18	5 ea

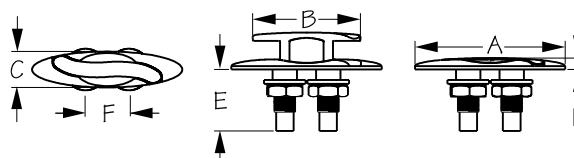
These Flat Head Open Base Cleats are for use on smaller recreational craft and recreational docks. Not recommended for large boats or for use in commercial applications. Constructed of corrosion resistant hot dipped galvanized cast iron. Installs with two FH thru-bolts (not included).

⚠WARNING: Cancer and Reproductive Harm - www.P65Warnings.ca.gov



S-STYLE PULL-UP CLEAT

Investment Cast 316 Stainless Steel



Bulk	Display	A	B	C	D	E	F	Wt.(lb.)	Std. Pack
041304	041304-1	6-1/4"	4-1/2"	1-1/2"	1/2"	2-9/16"	1-13/16"	1.28	10 ea
041306	n/a	8-3/4"	6-1/4"	2"	1/2"	3-1/8"	2-3/8"	2.04	10 ea
041308	n/a	10-1/2"	7-1/2"	2-1/2"	5/8"	3-3/8"	2-13/16"	3.79	5 ea
041484	n/a	Backing Plate for 041304						.31	10 ea
041486	n/a	Backing Plate for 041306						.61	10 ea
041488	n/a	Backing Plate for 041308						.91	10 ea
041594	n/a	Drain Fitting for 041304						.01	10 ea
041596	n/a	Drain Fitting for 041306						.02	10 ea
041598	n/a	Drain Fitting for 041308						.03	10 ea

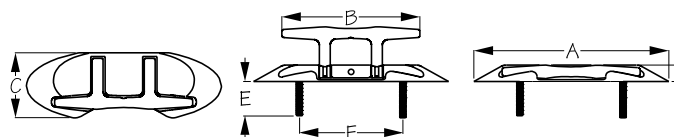
These newly designed S-Style Pull-Up Cleats recess flush to the deck for an attractive, contemporary look. The stud mounted fasteners are hidden and will accept optional drain fittings for water drainage to bilge. Constructed of corrosion resistant investment cast 316 stainless steel. Backing plates for bulk cleats sold separately. Display packaging (041304-1) includes backing plate. Drain fittings (pictured) sold separately.

⚠WARNING: Cancer and Reproductive Harm - www.P65Warnings.ca.gov



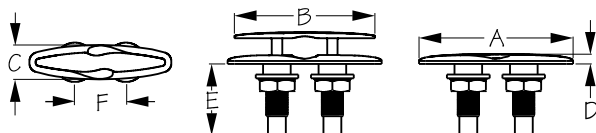
FOLDING STUD MOUNT CLEAT

Investment Cast 316 Stainless Steel



Bulk	Display	A	B	C	D	E	F	Fastener	Wt.(lb.)	Std. Pack
041404	041404-1	6-7/16"	4-1/2"	2-1/8"	1/2"	1-11/16"	2-11/16"	1/4"-20 NC	.71	10 ea
041406	n/a	8-5/16"	6"	2-3/4"	3/4"	1-3/4"	4-1/2"	5/16"-18 NC	1.67	10 ea
041408	n/a	11"	8"	3-5/8"	7/8"	2-3/16"	5-7/16"	3/8"-16 NC	4.45	5 ea

These highly polished Folding Stud Mount Cleats lock down when not in use and flip back up when it's time to tie off. Surface mount means there are no drain tubes or receptacles required to prevent leaks. Installation is easy with two standard bit size holes drilled for the studs (no cutouts or hole saws required). The stud mounted fasteners are hidden for an attractive, flush appearance. Constructed of corrosion resistant investment cast 316 stainless steel.

**PULL-UP CLEAT**

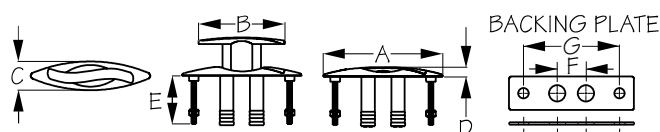
Investment Cast 316 Stainless Steel



Bulk	Display	A	B	C	D	E	F	Wt.(lb.)	Std. Pack
041424	041424-1	5"	4-1/2"	1-3/16"	7/16"	2-1/4"	1-3/4"	1.52	10 ea
041426	n/a	6-1/4"	5-3/4"	1-3/8"	7/16"	3"	2-1/4"	1.75	10 ea
041428	n/a	8-1/2"	8"	2-1/8"	9/16"	3-7/16"	2-13/16"	3.51	5 ea
041484	n/a	Backing Plate for 041424						.31	10 ea
041486	n/a	Backing Plate for 041426						.61	10 ea
041488	n/a	Backing Plate for 041428						.91	10 ea
041594	n/a	Drain fitting for 041424						.01	10 ea
041596	n/a	Drain fitting for 041426						.02	10 ea
041598	n/a	Drain fitting for 041428						.03	10 ea

These Pull-Up Cleats recess flush to the deck for an attractive, contemporary look. The stud mounted fasteners are hidden and will accept optional drain fittings for water drainage to bilge. Constructed of investment cast 316 stainless steel. Backing plates for bulk cleats sold separately. Display packaging includes backing plate. Drain fittings (pictured) sold separately.

▲**WARNING:** Cancer and Reproductive Harm - www.P65Warnings.ca.gov

**S-STYLE PULL-UP CLEAT WITH STUDS**

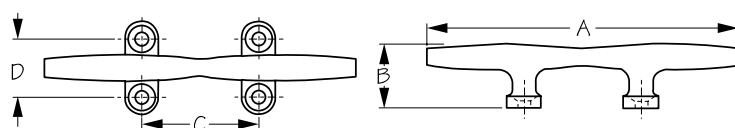
Investment Cast 316 Stainless Steel



Bulk	Display	A	B	C	D	E (Stud Size)	F	G	Wt.(lb.)	Std. Pack
041504	041504-1	6-1/4"	4-1/2"	1-1/2"	5/8"	5/16"-18 NC x 2-11/16"	1-9/16"	5"	1.27 / 1.59	10 ea
041506	n/a	8-3/4"	6-1/4"	2-1/8"	5/8"	7/16"-14 NC x 3-3/4"	2-3/4"	7-1/4"	2.98	10 ea
041584	n/a	Backing plate for 041504							.32	10 ea
041586	n/a	Backing plate for 041506							.63	10 ea
041594	n/a	Drain Fitting for 041504							.01	10 ea
041598	n/a	Drain Fitting for 041506							.03	10 ea

These newly designed S-Style Pull-Up Cleats recess flush to the deck for an attractive, contemporary look. Stud mounted the fasteners are hidden. Includes stainless steel washers and nuts. Constructed of corrosion resistant investment cast 316 stainless steel. Backing plates for bulk cleats sold separately. Display packaging (041504-1) includes backing plate.

▲**WARNING:** Cancer and Reproductive Harm - www.P65Warnings.ca.gov

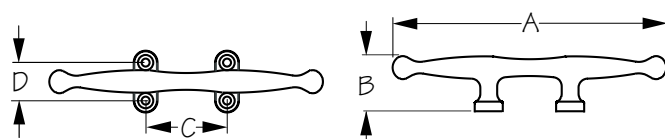
**OPEN BASE CLEAT**

Investment Cast 316 Stainless Steel



Bulk	Display	A	B	C	D	Fastener	Wt.(lb.)	Std. Pack
041604	041604-1	4"	15/16"	1-3/4"	1"	#10 FH	.22	10 ea
041605	041605-1	5"	1-1/8"	2-1/8"	1"	#10 FH	.27	10 ea
041606	041606-1	6"	1-1/4"	2-1/4"	1-1/8"	1/4" FH	.42	10 ea
041608	041608-1	8"	1-1/2"	2-13/16"	1-3/8"	1/4" FH	.95	10 ea
041610	041610-1	10"	1-7/8"	3-5/8"	1-3/4"	5/16" FH	1.39	5 ea
041612	041612-1	12"	2-1/8"	3-3/4"	1-7/8"	5/16" FH	1.87	5 ea

These Open Base Cleats provide easy line tie-off and corrosion resistance in a classic style. Constructed of corrosion resistant investment cast 316 stainless steel. Installs with four FH thru-bolts (not included).

**SMART CLEAT**

Investment Cast 316 Stainless Steel



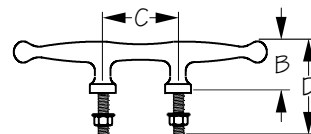
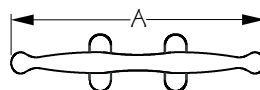
Bulk	Display	A	B	C	D	Fastener	Wt.(lb.)	Std. Pack
041636	041636-1	6-1/4"	1-5/8"	2"	1-1/4"	1/4" FH	.65	10 ea

The Smart Cleat provides easy line tie-off in a classic style. Knob end prevents lines from easily slipping off and minimizes potential collision injuries. Constructed of corrosion resistant investment cast 316 stainless steel. Open base mount cleats install with four 1/4" FH fasteners (not included).



SMART CLEAT - STUD MOUNT

Investment Cast 316 Stainless Steel



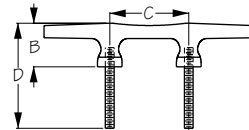
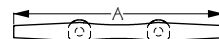
Bulk	Display	A	B	C	D	Stud Size	Fastener	Wt.(lb.)	Std. Pack
041666	041666-1	6-1/4"	1-9/16"	2"	3"	1/4" x 1-1/2"	1/4"-20 NC	.62	10 ea

The Stud Mount Smart Cleat provides easy line tie-off in a classic style. Knob end prevents lines from easily slipping off and minimizes potential collision injuries. The stud mounted fasteners are hidden, leaving no exposed fasteners to collect water or debris. Studs are 1/4"-20 x 1-1/2". Installation is easy with two standard bit size holes drilled for the studs (no cutouts or hole saws required). Includes stainless steel washers and nuts. Constructed of corrosion resistant investment cast 316 stainless steel.



STUD MOUNT CLEAT

Investment Cast 316 Stainless Steel



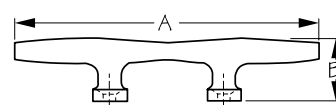
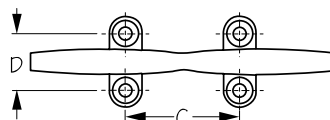
Bulk	Display	A	B	C	D	Stud Size	Fastener	Wt.(lb.)	Std. Pack
041656	n/a	6"	1-1/4"	2-1/4"	3"	5/16" x 1-3/4"	5/16"-18 NC	.46	10 ea

This polished Stud Mount Cleat features attractive, traditional styling. The stud mounted fasteners are hidden, leaving no exposed fasteners to collect water or debris. Installation is easy with two standard bit size holes drilled for the studs (no cutouts or hole saws required). Includes stainless steel washers and nuts. Constructed of corrosion resistant investment cast 316 stainless steel.



HEAVY DUTY OPEN BASE CLEAT

Investment Cast 316 Stainless Steel



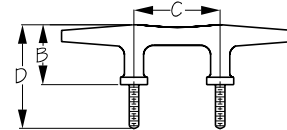
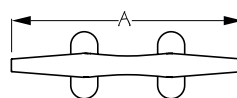
Bulk	Display	A	B	C	D	Fastener	Wt.(lb.)	Std. Pack
041708	n/a	8"	2"	3-5/16"	1-3/4"	1/4" FH	1.50	5 ea
041710	n/a	10"	2-3/8"	3-3/4"	1-7/8"	5/16" FH	2.14	5 ea
041712	n/a	12"	2-13/16"	4-13/16"	2-1/2"	5/16" FH	4.11	4 ea
041715	n/a	15"	3-3/4"	4-7/8"	2-9/16"	1/2" FH	5.70	4 ea
041718	n/a	18"	3-13/16"	6"	2-11/16"	1/2" FH	7.71	2 ea

These large Heavy Duty Open Base Cleats are designed to handle multiple dock lines and distribute heavy loads more easily. They provide easy line tie-off in a traditional style cleat. Constructed of corrosion resistant investment cast 316 stainless steel. Installs with four FH thru-bolts (not included).



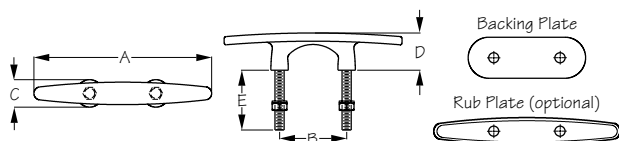
HEAVY DUTY OPEN BASE STUD MOUNT CLEAT

Investment Cast 316 Stainless Steel



Bulk	Display	A	B	C	D	Stud Size	Fastener	Wt.(lb.)	Std. Pack
041760	n/a	10"	2-5/16"	3-3/4"	4-5/16"	1/2" x 2"	1/2"-13 NC	2.43	5 ea
041762	n/a	12"	2-5/8"	4-7/8"	4-5/8"	1/2" x 2"	1/2"-13 NC	3.88	4 ea

These Heavy Duty Open Base Stud Mount Cleats feature attractive, traditional styling. The stud mounted fasteners are hidden, leaving no exposed fasteners to collect water or debris. Installation is easy with two standard bit size holes drilled for the studs (no cutouts or hole saws required). Studs are 1/2"-13 x 2". Constructed of corrosion resistant investment cast 316 stainless steel. Installs with two 1/2" nuts and washers (not included).

**ARCH STUD MOUNT CLEAT**

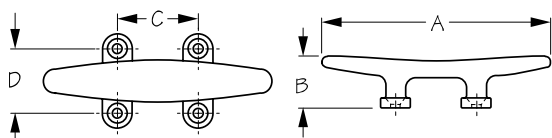
Investment Cast 316 Stainless Steel



Bulk	Display	A	B	C	D	E	Backing Plate	Fastener	Wt.(lb.)	Std. Pack
041856	n/a	6"	2-1/4"	1"	1-3/16"	2"	3-7/8"x1-3/8"	5/16"-18 NC	.75	10 ea
041858	n/a	8"	2-13/16"	1-3/8"	1-3/8"	2-1/2"	4-1/2"x1-3/4"	7/16"-14 NC	1.58	10 ea
041860	n/a	10"	3-5/8"	1-11/16"	1-13/16"	3"	5-3/4"x2-1/8"	7/16"-14 NC	2.18	5 ea
041886	n/a	6" Rub Plate							.28	5 ea
041888	n/a	8" Rub Plate							.38	5 ea
041890	n/a	10" Rub Plate							.57	5 ea



These Arch Stud Mount Cleats are classically styled. The stud mounted fasteners are hidden, leaving no exposed fasteners to collect water or debris. Installation is easy with two standard bit size holes drilled for the studs (no cutouts or hole saws required). Constructed of corrosion resistant investment cast 316 stainless steel. Installs with dull metal backing plate and two locking nuts (included). Optional decorative, mirror polished rub plate available for all sizes (pictured).

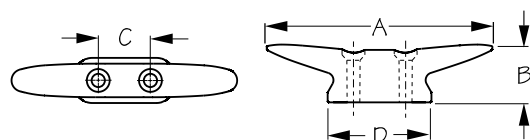
**LOW SILHOUETTE CLEAT**

Investment Cast 316 Stainless Steel



Bulk	Display	A	B	C	D	Fastener	Wt.(lb.)	Std. Pack
041906	041906-1	6"	1-1/4"	2-1/16"	1-5/8"	1/4" FH	.75	10 ea
041908	041908-1	8"	1-11/16"	2-1/4"	1-5/8"	1/4" FH	1.25	10 ea

Designed to fit in tight spaces. A wide base, heavy duty version of the classic 4-hole cleat. Constructed of corrosion resistant investment cast 316 stainless steel for superior durability. Installs with four 1/4" FH fasteners (not included).

**CLOSED BASE CLEAT**

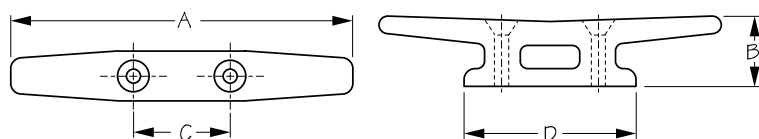
Cast Brass



Bulk	Display	A	B	C	D	Fastener	Wt.(lb.)	Std. Pack
042103	042103-1	3-3/16"	13/16"	11/16"	1-3/8"	#6 FH	.17 / .34	10 ea / 10 pr
042104	042104-1	4"	1"	3/4"	1-11/16"	#10 FH	.27 / .54	10 ea / 10 pr
042105	042105-1	5"	1-1/4"	1"	1-15/16"	#12 FH	.39 / .78	10 ea / 10 pr

Built to withstand the elements. Available in three sizes to accommodate various line sizes and applications. Constructed of polished cast brass for an attractive yet classic appearance. Installation requires two FH fasteners (not included).

⚠ **WARNING:** Cancer and Reproductive Harm - www.P65Warnings.ca.gov

**OPEN BASE CLEAT**

Injection Molded Nylon



Bulk	Display	Color	A	B	C	D	Fastener	Wt.(lb.)	Std. Pack
043030	043030-1	Black	3"	11/16"	1"	1-5/8"	#6 FH	.01 / .02	10 ea / 10 pr
043040	043040-1	Black	4"	7/8"	1-1/8"	2"	#8 FH	.03 / .06	10 ea / 10 pr
043050	043050-1	Black	5"	1-1/16"	1-7/16"	2-1/2"	#10 FH	.06 / .12	10 ea / 10 pr
043051	n/a	White	5"	1-1/16"	1-7/16"	2-1/2"	#10 FH	.06	10 ea
043065	043065-1	Black	6-1/2"	1-3/8"	1-11/16"	2-15/16"	#12 FH	.11	10 ea
043080	043080-1	Black	8"	1-11/16"	2"	3-3/8"	1/4" FH	.20	10 ea

These Open Base Cleats are designed with a molded-in recess in the base, trapping sealant in place for a more watertight seal. Constructed of durable corrosion and UV resistant injection molded nylon. Installs with two FH fasteners (not included). Available in black or white.

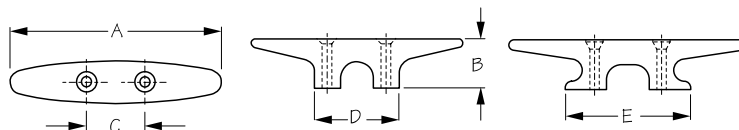
- Special Order Requirements May Apply
- Custom Colors Available With Large Order

⚠ **WARNING:** Cancer and Reproductive Harm - www.P65Warnings.ca.gov



HEAVY DUTY CLEAT

Injection Molded Nylon



Bulk	Display	Color	A	B	C	D	E	Fastener	Wt.(lb.)	Std. Pack
043340	043340-1	Black	4-1/4"	1"	1-1/4"	1-3/4"	n/a	#10 FH	.06 / .12	10 ea / 10 pr
043360	043360-1	Black	6-1/16"	1-1/4"	1-9/16"	2-1/4"	n/a	1/4" FH	.13 / .26	10 ea / 10 pr
043380	043380-1	Black	8-1/16"	1-3/4"	2-1/4"	n/a	4-3/16"	5/16" FH	.29	10 ea
043390	043390-1	Black	9-7/8"	1-13/16"	3"	n/a	5-7/16"	5/16" FH	.39	5 ea

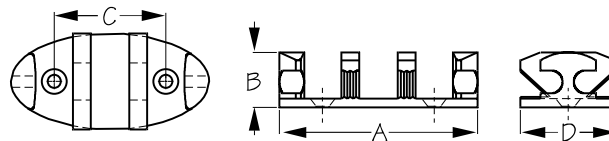
These Heavy Duty Tie Down Cleats are durable and easy to install. Larger cleats feature flared posts for added strength and stability. Constructed of UV resistant injection molded nylon. Installs with two FH fasteners (not included). 043360 and 043380 pictured.

- Special Order Requirements May Apply
- Custom Colors Available With Large Order



ZIG ZAG CLEAT

Injection Molded Nylon



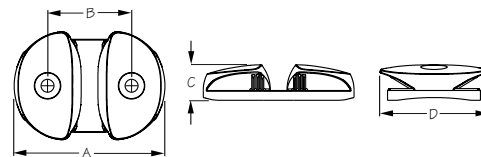
Bulk	Display	A	B	C	D	Fastener	Wt.(lb.)	Std. Pack
043540	043540-1	3-1/2"	15/16"	1-15/16"	1-3/4"	1/4" FH	.08 / .16	10 ea / 10 pr

This Zig Zag Cleat is a great primary cleat for kayaks, canoes, and other small vessels. Easy to use by weaving rope around cleat arms; no knots required. The cross-functional lace back design is great for single handed tie-offs. Makes quick work of adjusting and securing anchor, mooring, or fender lines. Fits line up to 3/8". Constructed of corrosion resistant UV stabilized injection molded nylon. Installs with two 1/4" FH fasteners (not included).



ZIG CLEAT

Injection Molded Nylon



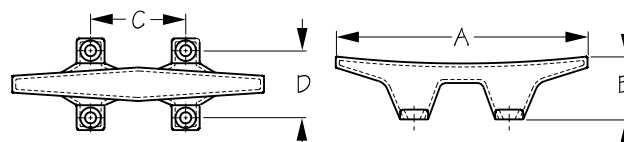
Bulk	Display	A	B	C	D	Line Size	Fastener	Wt.(lb.)	Std. Pack
043550	043550-1	2-3/8"	1-5/16"	1/2"	1-11/16"	1/4"	#10 FH	.04	10 ea

Designed for easy, one-handed adjustability, this fastening point features enough holding power for bungees, small flags and other cord line quick secure accessories but without the extra line weaves of a horn-style cleat.



4-HOLE CLEAT - HOLLOW

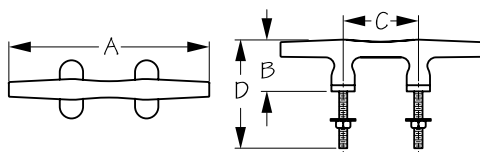
Die Cast Zinc Chrome Plated



Bulk	Display	A	B	C	D	Fastener	Wt.(lb.)	Std. Pack
044104	044104-1	4-1/2"	1-1/16"	1-3/4"	1-3/16"	#8 FH	.28	10 ea
044106	044106-1	6"	1-3/8"	2-3/16"	1-9/16"	#10 FH	.57	10 ea

These 4-Hole Hollow Cleats are an economical choice for freshwater applications. Constructed of die cast chrome plated zinc. Surface mounts with four #8 or #10 FH fasteners (not included).

⚠WARNING: Cancer and Reproductive Harm - www.P65Warnings.ca.gov

**OPEN BASE STUD MOUNT CLEAT**

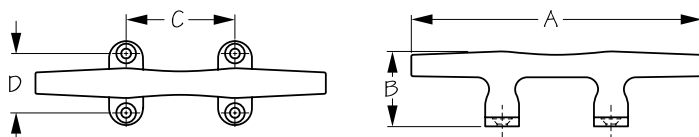
Die Cast Zinc Chrome Plated



Bulk	Display	A	B	C	D	Stud Size	Fastener	Wt.(lb.)	Std. Pack
044204	n/a	4"	1-1/4"	1-1/2"	2-15/16"	1/4" x 2-1/8"	1/4"-20 NC	.33	10 ea
044206	n/a	6"	1-9/16"	2-1/4"	3-1/4"	1/4" x 1-11/16"	1/4"-20 NC	.59	10 ea

These Open Base Stud Mount Cleats feature attractive, traditional styling. The stud mounted fasteners are hidden, leaving no exposed fasteners to collect water or debris. Installation is easy with two standard bit size holes drilled for the studs (no cutouts or hole saws required). Includes galvanized studs, washers, and nuts. Constructed of die cast chrome plated zinc. Recommended for freshwater applications. Interchangeable with legacy Perko® style 1210 cleats.

⚠WARNING: Cancer and Reproductive Harm - www.P65Warnings.ca.gov

**OPEN BASE CLEAT**

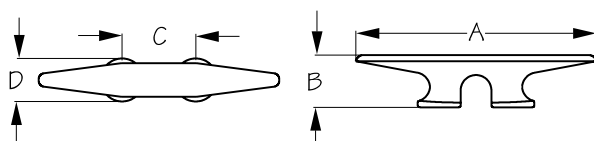
Die Cast Zinc Chrome Plated



Bulk	Display	A	B	C	D	Fastener	Wt.(lb.)	Std. Pack
044604	044604-1	4"	1-1/4"	1-1/2"	1-1/16"	#10 FH	.27	10 ea

An economical choice for freshwater applications. They provide easy line tie-offs in a classic style. Constructed of die cast chrome plated zinc. Installs with four FH thru-bolts (not included). Interchangeable with legacy Perko® style 1188 cleats.

⚠WARNING: Cancer and Reproductive Harm - www.P65Warnings.ca.gov

**WELDABLE CLEAT**

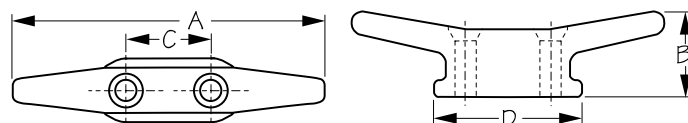
Cast 356-T6 Aluminum



Bulk	Display	A	B	C	D	Wt.(lb.)	Std. Pack
046046	n/a	6"	1-3/8"	2-1/4"	1-1/4"	.29	10 ea
046048	n/a	8"	1-11/16"	2-3/8"	1-3/8"	.51	5 ea

These Weldable Cleats are great for permanent installations on aluminum docks, vessels, or other aluminum surfaces. Constructed of sand cast aluminum.

⚠WARNING: Cancer and Reproductive Harm - www.P65Warnings.ca.gov

**CLOSED BASE CLEAT - FLAT HEAD**

Die Cast Aluminum



Bulk	Display	A	B	C	D	Fastener	Wt.(lb.)	Std. Pack
046104	046104-1	4"	1"	13/16"	1-5/8"	#10 FH	.08	10 ea
046105	046105-1	5"	1-1/16"	1-1/16"	1-15/16"	1/4" FH	.13	10 ea
046106	046106-1	6"	1-3/8"	1-3/8"	2-3/16"	1/4" FH	.30	10 ea

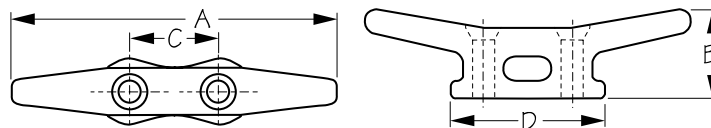
These Flat Head Closed Base Cleats feature a large base to distribute loads evenly. Designed for use on aluminum docks, vessels, or other aluminum surfaces. Constructed of die cast aluminum. Installs with two FH fasteners (not included).

⚠WARNING: Cancer and Reproductive Harm - www.P65Warnings.ca.gov



OPEN BASE CLEAT - FLAT HEAD

Die Cast Aluminum



Bulk	Display	A	B	C	D	Fastener	Wt.(lb.)	Std. Pack
046108	046108-1	8"	1-7/8"	1-1/2"	2-11/16"	1/4" FH	.30	10 ea
046110	n/a	10"	2-1/4"	1-15/16"	3-7/16"	5/16" FH	.46	10 ea

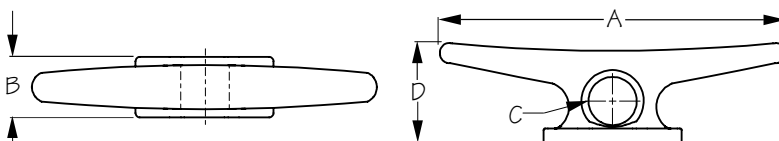
These Flat Head Open Base Cleats feature a large base to distribute loads evenly. Designed for use on aluminum docks, vessels, or other aluminum surfaces. Constructed of die cast aluminum. Installs with two FH fasteners (not included).

⚠ WARNING: Cancer and Reproductive Harm - www.P65Warnings.ca.gov



LARGE WELDABLE CLEAT

Cast 356-T6 Aluminum



Bulk	Display	A	B	C	D	Wt.(lb.)	Std. Pack
046210	n/a	10"	1-3/4"	11/16"	2-7/8"	1.21	5 ea

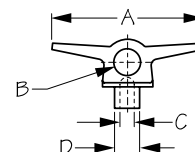
This Large Weldable Cleat is great for permanent installations on aluminum docks, vessels, or other aluminum surfaces. Constructed of sand cast aluminum.

⚠ WARNING: Cancer and Reproductive Harm - www.P65Warnings.ca.gov



LIFTING RING CLEAT

Investment Cast 316 Stainless Steel



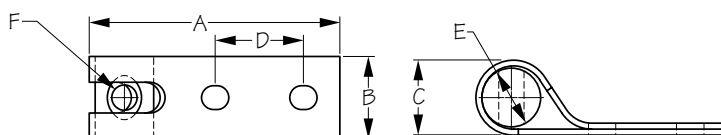
Bulk	Display	A	B	C	D	Max. Vertical Load	Fastener	Wt.(lb.)	Std. Pack
048210	n/a	6"	1-1/16"	5/8"-11 NC*	1"	4,000 lbs.	#10 FH	1.21	5 ea
048220	n/a	6-11/16"	1-1/2"	5/8"-11 NC*	1"	5,000 lbs.	#10 FH	1.26	5 ea

These dual purpose Lifting Ring Cleats can be used as part of a bow or stern lifting system and as a cleat. Used in conjunction with a lifting ring anchor plate (048270) and bow or stern eyes (080055, 080085, 080155, 080187) to reduce hull stress during lifting. *Accepts 5/8"-11 NC right hand threaded rod. Constructed of corrosion resistant investment cast 316 stainless steel. Installs with two #10 FH fasteners (not included).



LIFTING RING ANCHOR PLATE

Fabricated 304 Stainless Steel



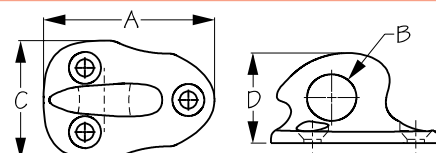
Bulk	Display	A	B	C	D	E	F (Threads)	Wt.(lb.)	Std. Pack
048270	n/a	5-3/8"	1-3/4"	1-5/8"	1-7/8"	1-1/4"	5/8"-11 NC*	1.08	1 ea

The Lifting Ring Anchor Plate is a key component in bow or stern lifting systems. For use in conjunction with a lifting ring and a bow or stern eye to reduce hull stress during lifting. *Accepts 5/8"-11 NC right hand threaded rod. Constructed of corrosion resistant 304 stainless steel. Can be used with Sea-Dog® Lift Ring Cleats (048210, 048220) and bow or stern eyes (080055, 080085, 080155, 080187).



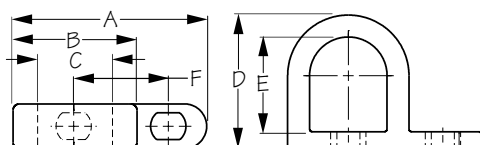
LIFTING/TOW EYE

Investment Cast 316 Stainless Steel



Bulk	Display	A	B	C	D	Max. Vertical Load	Fastener	Wt.(lb.)	Std. Pack
048280	n/a	5"	1-5/8"	3-1/2"	2-3/4"	10,000 lbs.	1/2" FH	1.62	1 ea

This Lifting/Tow Eye is rated at 10,000 lbs. safe working load. The load test was performed with the Lifting/Tow Eye in a vertical position. Constructed of corrosion resistant investment cast 316 stainless steel for superior durability. Installs with three 1/2" FH fasteners (not included).

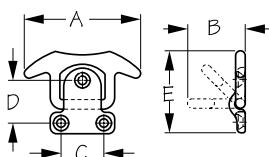
**LIFT EYE**

Investment Cast 316 Stainless Steel



Bulk	Display	A	B	C	D	E	F	B.S. (lbs.)	Wt.(lb.)	Std. Pack
048330	n/a	2-3/4"	1-3/4"	1-3/16"	2"	1-3/8"	1-3/8"	4,400	.34	5 ea
048350	n/a	3-9/16"	2-1/4"	1-7/16"	2-7/16"	1-3/4"	1-3/4"	6,170	.64	5 ea

These Lift Eyes are used in conjunction with a bow eye as part of a bow lifting system to reduce hull stress during lifting. Constructed of corrosion resistant investment cast 316 stainless steel. 048330 for use with 3/8" NC threaded Bow Eyes (080031-080036). 048350 for use with 1/2" NC threaded Bow Eyes (080055 and 080085).

**FOLDING CLEAT**

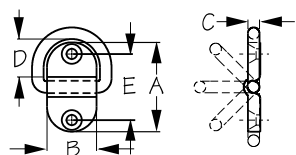
Investment Cast 316 Stainless Steel



Bulk	Display	A	B	C	D	E	Fastener	Wt.(lb.)	Std. Pack
048500	048500-1	3-7/16"	1-13/16"	1-1/4"	1-1/4"	2-3/8"	1/4" FH	.29	5 ea

This Folding Cleat is designed to conveniently keep the cleat out of the way when not in use. Constructed of corrosion resistant investment cast 316 stainless steel. Installs with three 1/4" FH fasteners (not included).

⚠ WARNING: Cancer and Reproductive Harm - www.P65Warnings.ca.gov

**FOLDING D-RING**

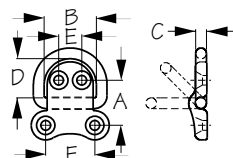
Cast 316 Stainless Steel Base/17-4PH D-Ring/Rubber



Bulk	Display	A	B	C	D	E	B.S. (lb.)	Fastener	Wt.(lb.)	Std. Pack
048610	048610-1	2-1/8"	1-3/16"	1/4"	7/8"	1-7/16"	3,500	1/4" FH	.20	10 ea
048615	048615-1	2-9/16"	1-3/4"	1/4"	1"	1-1/2"	7,500	3/8" FH	.50	10 ea

These convenient Folding D-Rings are designed to keep fittings out of the way when not in use. Ideal for use in rigging and tie-down applications. Constructed of a corrosion resistant investment cast 316 stainless steel base with a 17.4 Ph stainless steel D-ring and rubber gasket. Installs with two FH fasteners (not included).

⚠ WARNING: Cancer and Reproductive Harm - www.P65Warnings.ca.gov

**FOLDING D-RING**

Cast 316 Stainless Steel Base/17-4PH D-Ring/Rubber



Bulk	Display	A	B	C	D	E	F	B.S. (lb.)	Wt.(lb.)	Std. Pack
048620	048620-1	1-3/16"	1-3/8"	1/4"	1"	9/16"	1-1/4"	4,000	.26	5 ea
048625	048625-1	1-9/16"	1-15/16"	3/8"	1-1/2"	15/16"	1-7/8"	6,000	.81	5 ea

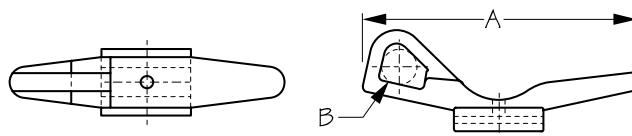
These Folding D-Rings are designed to keep fittings out of the way when not in use. Constructed of a corrosion resistant investment cast 316 stainless steel base with a 17.4PH stainless steel D-ring and rubber gasket. Installs with four 1/4" FH fasteners (not included).

⚠ WARNING: Cancer and Reproductive Harm - www.P65Warnings.ca.gov



HALYARD CLEAT

Injection Molded Nylon/Stamped 304 Stainless Steel



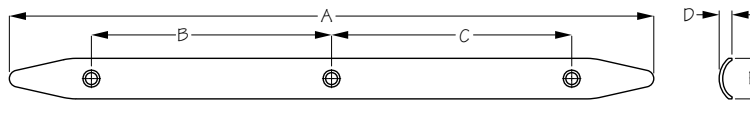
Bulk	Display	A	B	Wt.(lb.)	Std. Pack
n/a	050110-1	3-7/8"	1/2"	.05	10 ea

This Halyard Cleat is designed to mount on any 3/16" - 5/16" diameter shroud for tying off halyards when not in use. Also, great for tying off flag halyards, solar showers, awnings, topping lifts, radar reflectors, antennas, etc. Constructed of UV resistant injection molded nylon with a corrosion resistant stamped 304 stainless steel mounting plate.



RUB STRAKE

Stamped 304 Stainless Steel



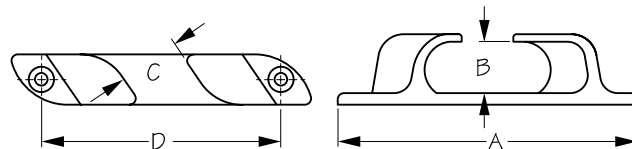
Bulk	Display	A	B	C	D	E	Fastener	Wt.(lb.)	Std. Pack
055408	055408-1	8"	5"	n/a	1/4"	3/4"	#8 FH	.10	5 ea
055412	055412-1	12"	4-1/2"	4-1/2"	1/4"	3/4"	#8 FH	.15	5 ea
055418	055418-1	18"	7-1/2"	7-1/2"	1/4"	3/4"	#8 FH	.24	5 ea
055424	055424-1	24"	7-1/16"	7-1/16"	1/4"	3/4"	#8 FH	.31	5 ea

These Rub Strakes are designed to protect your boat's dock, fender, and anchor lines by preventing chafing from cap rails, gunwales, etc. 3/4" wide. Available in 8", 12", 18", and 24" lengths. Constructed of corrosion resistant stamped 304 stainless steel. Installs with #8 FH fasteners (not included).



BOW CHOCK

Investment Cast 316 Stainless Steel



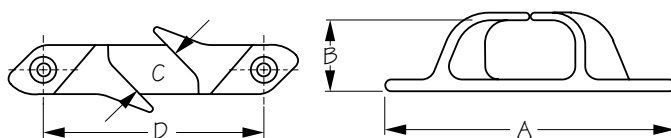
Bulk	Display	A	B	C	D	Fastener	Wt.(lb.)	Std. Pack
060040	060040-1	4-3/4"	5/8"	1/2"	3-1/4"	#10 FH	.27	5 pr
060043	060043-1	6"	1"	1"	4-3/4"	1/4" FH	.57	5 pr

These Bow Chocks provide a smooth lead for your mooring or dock lines, minimizing deck abrasion from working lines under load. Designed with rounded edges at a proper slant to prevent chafing. Left and right bow chocks included. Constructed of corrosion resistant investment cast 316 stainless steel. Installs with two FH fasteners (not included).



SKENE CHOCK

Investment Cast 316 Stainless Steel



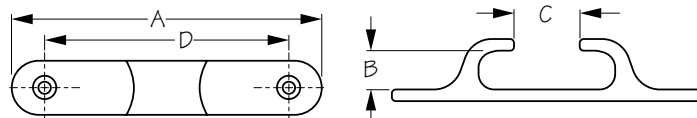
Bulk	Display	A	B	C	D	Fastener	Wt.(lb.)	Std. Pack
060060	060060-1	4-1/2"	13/16"	11/16"	3-5/16"	#10 FH	.23	5 pr
060065	060065-1	6"	1-1/8"	13/16"	4-5/8"	1/4" FH	.66	5 pr

These Skene Chocks provide a smooth lead for your mooring or dock lines minimizing chafing. The tips of these chocks are designed to overlap, reducing the likelihood of the motion of the boat from causing the line to accidentally work free of the chock. Left and right skene chocks included. Accommodates lines up to 3/4". Constructed of corrosion resistant investment cast 316 stainless steel. Installs with two FH fasteners (not included).



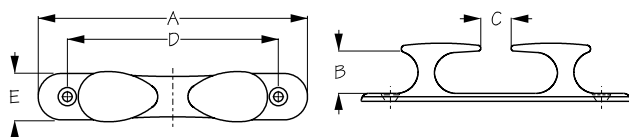
STRAIGHT CHOCK

Investment Cast 316 Stainless Steel



Bulk	Display	A	B (Max. Line Size)	C	D	Fastener	Wt.(lb.)	Std. Pack
060200	060200-1	5"	3/4"	1-1/16"	3-15/16"	#10 FH	.45	10 ea
060210	060210-1	6"	1"	1-13/16"	5"	1/4" FH	.49	10 ea

These Straight Chocks provide a smooth lead for your dock lines, minimizing deck abrasion from working lines under load. Designed with rounded edges to prevent chafing. Typically mounted in the stern or amidships to feed lines to horn style cleats. 060200 accommodates lines up to 3/4". 060210 accommodates lines up to 1". Constructed of corrosion resistant investment cast 316 stainless steel. Installs with two FH fasteners (not included).

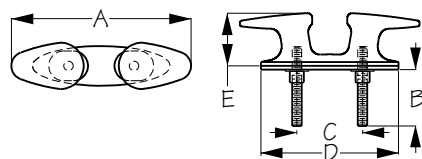
**HEAVY DUTY CHOCK**

Investment Cast 316 Stainless Steel



Bulk	Display	A	B	C	D	E	Fastener	Wt.(lb.)	Std. Pack
060323	n/a	9-1/4"	1-7/16"	1"	7-1/4"	1-9/16"	5/16" FH	2.08	10 ea

This straight Heavy Duty chock provides a smooth lead for your dock lines, minimizing deck abrasion from working lines under load. Designed with rounded edges to prevent chafing. Typically mounted in the stern or amidships. Accommodates lines up to 1". Constructed of corrosion resistant investment cast 316 stainless steel. Installs with two 5/16" FH fasteners (not included).

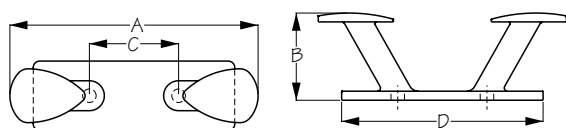
**HEAVY DUTY STREAMLINED BOLLARD**

Investment Cast 316 Stainless Steel



Bulk	Display	A	B	C	D	E	Fastener	Wt.(lb.)	Std. Pack
061125	n/a	10"	3"	3-1/2"	7-3/8"	2-13/16"	1/2" Nut	5.01	10 ea

This Heavy Duty Streamlined Bollard is designed to help keep your vessel secure, even in the roughest weather. Includes backing plate, fasteners, and 1/2" nuts. Constructed of corrosion resistant investment cast 316 stainless steel for durability.

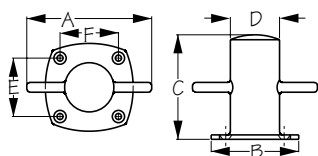
**HEAVY DUTY BOLLARD**

Investment Cast 316 Stainless Steel



Bulk	Display	A	B	C	D	Fasteners	Wt.(lb.)	Std. Pack
061220	n/a	7-7/8"	3"	3-1/8"	6-3/4"	9/16" bolts	2.75	1 ea
061224	n/a	9-5/8"	3-3/8"	3-1/2"	7-13/16"	9/16" bolts	3.35	1 ea
061230	n/a	11-13/16"	3-15/16"	3-3/4"	10"	5/8" bolts	3.75	1 ea
061235	n/a	13-3/4"	4-3/8"	4"	11-13/16"	5/8" bolts	4.00	1 ea

Built to last these Heavy Duty Bollards are designed to help keep your vessel secure, even in the roughest weather. Hidden fasteners give this bollard a sleek, modern look. Constructed of corrosion resistant investment cast 316 stainless steel. Installs with two bolts (not included).

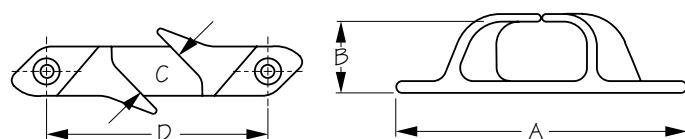
**SAMSON POST**

Investment Cast 316 Stainless Steel



Bulk	Display	A	B	C	D	E	F	Fastener	Wt.(lb.)	Std. Pack
061310	n/a	5-1/8"	3-1/2"	4-1/4"	2"	2-3/8"	2-3/8"	1/4" FH	1.57	1 ea
061312	n/a	6-1/4"	4-3/4"	4-3/4"	2-3/8"	2-1/2"	3-3/4"	5/16" FH	2.57	1 ea
061315	n/a	7-7/8"	5-7/8"	6-5/8"	3-3/16"	3-1/8"	4-1/2"	3/8" FH	4.14	1 ea

These heavy duty Samson Posts are used to tie off a tow or anchor line. Designed to help keep your vessel secure. Constructed of corrosion resistant investment cast 316 stainless steel for durability. Installs with four FH fasteners (not included).

**SKENE CHOCK**

Die Cast Zinc Chrome Plated



Bulk	Display	A	B	C	D	Fastener	Wt.(lb.)	Std. Pack
064030	064030-1	3-3/8"	3/4"	5/8"	2-1/2"	#10 FH	.28	5 pr

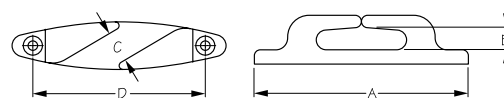
This Skene Chock provides a smooth lead for your mooring or dock lines, minimizing chafing. The tips of these chocks are designed to overlap, reducing the likelihood of the motion of the boat from causing the line to accidentally work free of the chock. Left and right skene chocks included. Accommodates lines up to 5/8". Constructed of chrome plated die cast zinc. Installs with two #10 FH fasteners (not included). Recommended for freshwater use.

▲WARNING: Cancer and Reproductive Harm - www.P65Warnings.ca.gov



SKENE CHOCK

Injection Molded Nylon



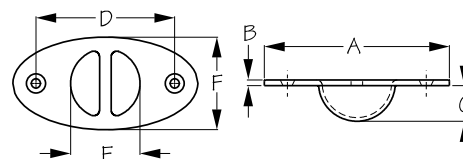
Bulk	Display	A	B	C	D	Fastener	Wt.(lb.)	Std. Pack
067360	067360-1	4-1/2"	7/16"	1/2"	3-5/8"	#10 FH	.08	5 pr

This Skene Chock provides a smooth lead for your mooring or dock lines, minimizing chafing. The tips of these chocks are designed to overlap, reducing the likelihood of the motion of the boat from causing the line to accidentally work free of the chock. Left and right skene chocks included. Accommodates lines up to 1/2". Constructed of UV stabilized injection molded nylon. Installs with two #10 FH fasteners (not included).



RECESSED ANCHOR POINT

Investment Cast 316 Stainless Steel



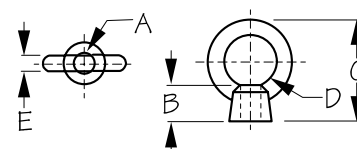
Bulk	Display	A	B	C	D	E	F	Fastener	Wt.(lb.)	Std. Pack
076100	076100-1	4"	1/8"	3/4"	3"	1-1/2"	2"	#10 FH	.23	5 ea

This Recessed Anchor Point is designed to conveniently secure loads or attach tie-downs, cargo netting, twine, or rope. Good for light equipment use. Bolts securely and lays flush to the surface. Constructed of corrosion resistant investment cast 316 stainless steel. Installs with two #10 FH fasteners (not included).



EYE NUT

Investment Cast 316 Stainless Steel



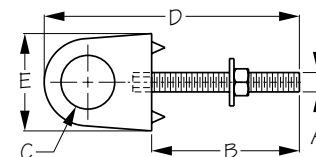
Bulk	Display	A	B	C	D	E	Wt.(lb.)	Std. Pack
078106	078106-1	1/4"-20 NC	7/16"	1-1/4"	5/8"	3/16"	.04	10 ea
078108	078108-1	5/16"-18 NC	9/16"	1-1/2"	13/16"	1/4"	.07	10 ea
078110	078110-1	3/8"-16 NC	5/8"	1-7/8"	1"	5/16"	.13	10 ea
078112	078112-1	1/2"-13 NC	7/8"	2-3/8"	1-3/16"	3/8"	.25	10 ea
078208	n/a	8 mm-1.25 mm	9/16"	1-1/2"	13/16"	1/4"	.07	10 ea
078210	n/a	10 mm-1.50 mm	5/8"	1-7/8"	1"	5/16"	.13	10 ea

These Eye Nuts are for use as a securement point. Designed to be screwed onto bolts or threaded rod stock to accommodate varying transom thicknesses. Available in both National Coarse and Metric threads. Constructed of corrosion resistant investment cast 316 stainless steel for maximum durability.



BOW EYE

Die Cast Zinc Chrome Plated Head - Galvanized Shaft



Bulk	Display	A	B	C	D	E	B.S. (lb.)	Wt.(lb.)	Std. Pack
079133	079133-1	3/8" NC	2-9/16"	15/16"	4-3/4"	1-13/16"	2,500	.33	10 ea
079135	079135-1	3/8" NC	4-5/8"	15/16"	6-5/8"	1-13/16"	2,500	.35	10 ea

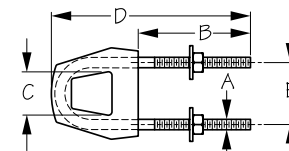
These Bow Eyes are for use to add or replace a tie-down point on your boat's bow or stern. Breaking strength is 2,500 lbs. Constructed of die cast chrome plated zinc head with a galvanized shaft. 3/8"-16 UNC threads. Nut and washer included. Recommended for fresh water use.

WARNING: Cancer and Reproductive Harm - www.P65Warnings.ca.gov



TWIN SHANK BOW EYE

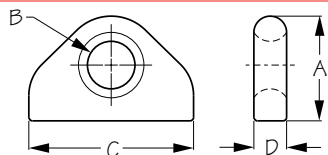
Die Cast Zinc Chrome Plated Head - Chrome Steel Shafts



Bulk	Display	A	B	C	D	E	B.S. (lb.)	Wt.(lb.)	Std. Pack
079233	079233-1	5/16"	2-15/16"	1-1/8"	5-1/4"	1-5/8"	6,000	.58	10 ea

This Twin Shank Bow Eye is for use as a tie-down point on your boat's bow. U-Bolt surrounds cast eye for added strength. Breaking strength is 6,000 lbs. Constructed of die cast zinc chrome plated head with chrome steel shafts. 5/16"-18 UNC threads. Nuts and washers included. Recommended for fresh water use. Comparable to Perko® #1235.

WARNING: Cancer and Reproductive Harm - www.P65Warnings.ca.gov

**WELDABLE BOW EYE**

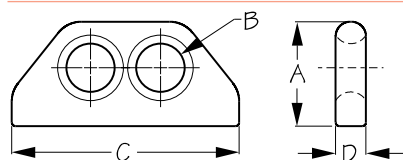
Cast 356-T6 Aluminum



Bulk	Display	A	B	C	D	Wt.(lb.)	Std. Pack
079710	n/a	1-13/16"	13/16"	2-3/4"	9/16"	.20	10 ea

This Weldable Bow Eye is designed to add or replace a tie-down point on your boat's bow or stern. Great for permanent installations on aluminum vessels, docks, or other aluminum surfaces. Constructed of sand cast aluminum.

⚠ WARNING: Cancer and Reproductive Harm - www.P65Warnings.ca.gov

**WELDABLE BOW EYE - DOUBLE**

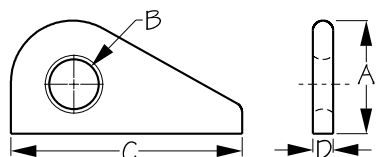
Cast 356-T6 Aluminum



Bulk	Display	A	B	C	D	Wt.(lb.)	Std. Pack
079720	n/a	1-13/16"	13/16"	3-15/16"	9/16"	.20	10 ea

This Weldable Double Bow Eye is designed to add or replace a tie-down point on your boat's bow or stern. Great for permanent installations on aluminum vessels, docks, or other aluminum surfaces. Constructed of sand cast aluminum.

⚠ WARNING: Cancer and Reproductive Harm - www.P65Warnings.ca.gov

**WELDABLE BOW EYE - SINGLE**

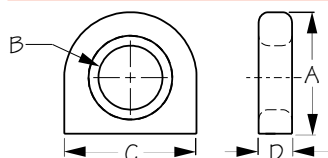
Cast 356-T6 Aluminum



Bulk	Display	A	B	C	D	Wt.(lb.)	Std. Pack
079750	n/a	2"	15/16"	4-1/4"	3/8"	.18	10 ea

This Weldable Single Bow Eye is designed to add or replace a tie-down point on your boat's bow or stern. Great for permanent installations on aluminum vessels, docks, or other aluminum surfaces. Constructed of sand cast aluminum.

⚠ WARNING: Cancer and Reproductive Harm - www.P65Warnings.ca.gov

**WELDABLE BOW EYE - SINGLE**

Cast 356-T6 Aluminum



Bulk	Display	A	B	C	D	Wt.(lb.)	Std. Pack
079810	n/a	2-1/4"	1-1/4"	2-1/2"	5/8"	.21	10 ea

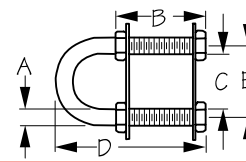
This Weldable Single Bow Eye is designed to add or replace a tie-down point on your boat's bow or stern. Great for permanent installations on aluminum vessels, docks or other aluminum surfaces. Constructed of sand cast aluminum.

⚠ WARNING: Cancer and Reproductive Harm - www.P65Warnings.ca.gov



BOW EYE

Machined 304 Stainless Steel



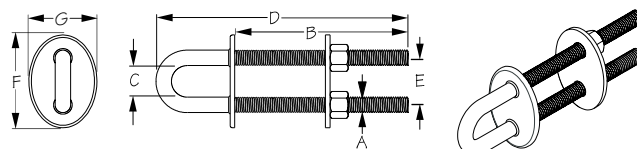
Bulk	Display	Threads	A	B	C	D	E	B.S. (lb.)	Wt. (lb.)	Std. Pack
080031	080031-1	3/8" NC	3/8"	1-1/2"	1-1/16"	2-7/8"	1-7/16"	16,000	.22	10 ea
080033	080033-1	3/8" NC	3/8"	2-1/2"	1-1/16"	3-15/16"	1-7/16"	16,000	.30	10 ea
080035	080035-1	3/8" NC	3/8"	3-1/2"	1-1/16"	4-15/16"	1-7/16"	16,000	.36	10 ea
080036	080036-1	3/8" NC	3/8"	4-1/4"	1-1/16"	5-11/16"	1-7/16"	16,000	.37	10 ea
080055	080055-1	1/2" NC	7/16"	3-1/2"	1-3/8"	5-5/16"	1-3/4"	25,000	.66	5 ea
080085	080085-1	1/2" NC	1/2"	3-7/16"	1-3/8"	5-5/16"	1-7/8"	28,000	.70	5 ea
080095	n/a	5/8" NC	5/8"	5-1/2"	1-1/4"	8"	1-15/16"	42,000	1.65	5 ea

These Bow Eyes are for use as a tie-down point on your boat's bow. The 3/8" shafts have rolled threads. Constructed of corrosion resistant machined 304 stainless steel. Includes adjustable finish nuts, which provide superior performance over crimp ring style stern eyes. Can be used in conjunction with Lift Eyes (048330 or 048350) for a more robust lifting assembly.



STERN EYE - HEAVY DUTY

Machined 304 Stainless Steel



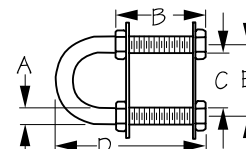
Bulk	Display	A (Thread)	B	C	D	E	F	G	Wt. (lb.)	Std. Pack
080098	n/a	5/8"-13	7"	1-1/4"	10-3/16"	1-15/16"	3-3/4"	2-3/4"	2.30	5 ea

This Heavy Duty Stern Eye is for use as a tie-down point on your boat's stern. Robust backing plates for added rigidity. Constructed of corrosion resistant machined 304 stainless steel. Includes adjustable finish nuts, which provide superior performance over crimp ring style stern eyes. Maximum hull thickness 6".



STERN EYE

Machined 304 Stainless Steel



Bulk	Display	Thread	A	B	C	D	E	B.S. (lb.)	Wt. (lb.)	Std. Pack
080135	080135-1	3/8" NC	3/8"	3-1/2"	1-1/16"	4-15/16"	1-7/16"	16,000	.36	10 ea
080155	080155-1	1/2" NC	7/16"	3-1/2"	1-3/8"	5-5/16"	1-7/8"	25,000	.70	5 ea
080187	080187-1	1/2" NC	1/2"	4-3/4"	1-3/8"	6-5/8"	1-7/8"	28,000	.86	5 ea

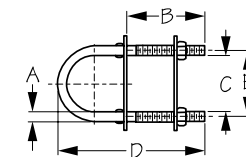
These Stern Eyes are for use as a tie-down point on your boat's stern. Robust backing plates for added rigidity. 3/8" and 7/16" shafts have rolled threads. 1/2" stock has cut threads. Constructed of corrosion resistant machined 304 stainless steel. Includes adjustable finish nuts, which provide superior performance over crimp ring style stern eyes.

- Plate Sizes:
- 080135: 2-1/4" x 3/4" (plate 1) 2-3/4" x 1-1/4" (plate 2)
 - 080155: 2-1/4" x 3/4" (plate 1) 3-1/2" x 1-1/2" (plate 2)
 - 080187: 3" x 3/4" (plate 1) 3-1/2" x 1-1/2" (plate 2)



U-BOLT

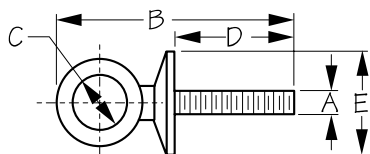
Machined 304 Stainless Steel



Bulk	Display	A	B	C	D	E	B.S. (lb.)	Wt. (lb.)	Std. Pack
080243	080243-1	4 mm	1-3/8"	1"	2-9/16"	1-3/16"	1,650	.08	10 ea
080253	080253-1	5 mm	1-3/8"	1"	2-5/8"	1-3/16"	1,950	.08	10 ea
080263	080263-1	6 mm	1-1/4"	1-1/16"	2-9/16"	1-5/16"	2,950	.13	10 ea
080265	080265-1	6 mm	1-7/8"	1-1/16"	3-3/16"	1-5/16"	2,950	.14	10 ea
080283	080283-1	8 mm	1-3/8"	1"	2-3/4"	1-5/16"	3,850	.19	10 ea
080285	080285-1	8 mm	2"	1"	3-5/16"	1-5/16"	3,850	.21	10 ea
080288	080288-1	8 mm	3-1/8"	1"	4-1/2"	1-5/16"	3,850	.26	10 ea

These U-bolts feature an outer mounting plate which is held in place by crimped ears forged into the U-Bolt. Constructed of corrosion resistant machined 304 stainless steel with metric threads. Metric nuts included.

- Plate Sizes:
- 080243-080253: 1-5/8" x 1/2" (x2)
 - 080263-080288: 2" x 11/16" (x2)

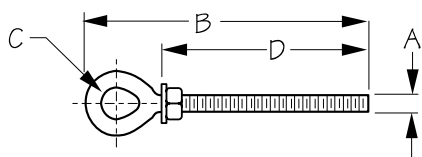
**SHOULDER EYE BOLT**

Machined 304 Stainless Steel



Bulk	Display	A	B	C	D	E	B.S. (lb.)	Wt. (lb.)	Std. Pack
080463	080463-1	6 mm-1 mm	2-3/16"	1/2"	1-1/8"	1"	3,000	.08	10 ea
080466	080466-1	6 mm-1 mm	3-3/8"	1/2"	2-5/16"	1"	3,000	.09	10 ea
080483	080483-1	8 mm-1.25 mm	2-9/16"	9/16"	1-5/16"	1"	5,250	.11	10 ea
080488	080488-1	8 mm-1.25 mm	4-5/16"	5/8"	3"	1"	5,250	.14	10 ea
080495	080495-1	10 mm-1.50 mm	3-3/8"	5/8"	1-15/16"	1-3/16"	8,950	.18	10 ea
080499	080499-1	10 mm-1.50 mm	5-3/8"	5/8"	3-15/16"	1-3/16"	8,950	.24	10 ea
080504	080504-1	12 mm-1.75 mm	5-1/2"	3/4"	3-15/16"	1-3/16"	10,100	.33	10 ea
080506	080506-1	12 mm-1.75 mm	7-7/8"	3/4"	6-5/16"	1-3/16"	10,100	.42	10 ea

These Shoulder Eye Bolts are designed to take inline loads, but can handle limited side loading. 080504 has a usable length of 3-15/16" although only 3-1/4" of the shaft is threaded. 080506 has a usable length of 6-5/16" although only 3-1/4" of the shaft is threaded. Constructed of corrosion resistant machined 304 stainless steel. These eye bolts feature metric threads and include a metric nut and washer.

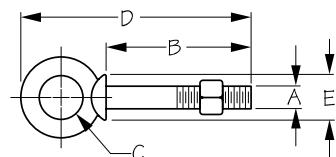
**EYE BOLT**

Machined 304 Stainless Steel



Bulk	Display	A	B	C	D	Wt. (lb.)	Std. Pack
080708	080708-1	8 mm-1.25 mm	4-3/8"	11/16"	2-7/8"	.12	10 ea
080710	080710-1	10 mm-1.50 mm	5-5/8"	13/16"	4"	.25	10 ea

These Eye Bolts are designed to take inline loads only. Constructed of corrosion resistant machined 304 stainless steel with metric threads. Includes metric nut and washer.

**SHOULDER EYE BOLT**

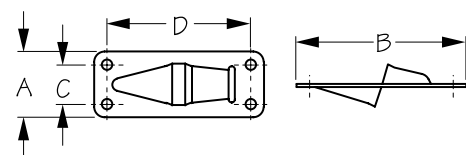
Forged Hot Dipped Galvanized Steel



Bulk	Display	A	B	C	D	E	Wt. (lb.)	Std. Pack
080812	n/a	1/4"-20 NC	2"	1/2"	3-1/16"	9/16"	.06	10 ea
080822	n/a	5/16"-18 NC	2-5/16"	9/16"	3-9/16"	5/8"	.11	10 ea
080832	n/a	3/8"-16 NC	2-7/16"	11/16"	3-15/16"	11/16"	.18	10 ea
080834	n/a	3/8"-16 NC	4-1/2"	11/16"	6-1/16"	11/16"	.23	10 ea
080843	n/a	1/2"-13 NC	3-1/4"	15/16"	5-1/8"	1"	.40	10 ea
080846	n/a	1/2"-13 NC	5-7/8"	15/16"	7-13/16"	1"	.54	10 ea
080854	n/a	5/8"-11 NC	4-1/8"	1-1/4"	6-9/16"	1-1/4"	.80	10 ea
080856	n/a	5/8"-11 NC	6"	1-1/4"	8-5/16"	1-1/4"	.96	10 ea
080864	n/a	3/4"-10 NC	4-3/8"	1-7/16"	7-3/8"	1-1/2"	1.37	5 ea
080866	n/a	3/4"-10 NC	6-1/16"	1-7/16"	9"	1-1/2"	1.48	5 ea

These Shoulder Eye Bolts are designed to take inline loads, but can handle limited side loading. Constructed of forged hot dipped galvanized steel. These eye bolts feature UNC threads and include a UNC galvanized nut. Comparable to Wilcox® #2221 Series.

⚠ WARNING: Cancer and Reproductive Harm - www.P65Warnings.ca.gov

**EXIT PLATE**

Stamped 316 Stainless Steel



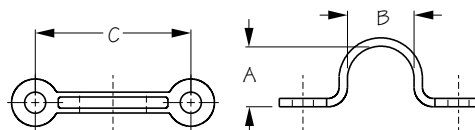
Bulk	Display	A	B	C	D	Line Size	Style	Fastener	Wt. (lb.)	Std. Pack
081010	n/a	1-1/4"	3-1/4"	3/4"	2-3/4"	up to 1/2"	Curved	#10 RH	.06	10 ea
081011	n/a	1-1/4"	3-1/4"	3/4"	2-3/4"	up to 1/2"	Straight	#10 RH	.06	10 ea

These Exit Plates are used to guide halyards out of a mast or spar or from below deck to allow exterior adjustment of the halyard. Available in a flat version (for standard masts) or curved (for smaller masts or spars). These exit plates feature a stamped wear band and can accommodate lines up to 1/2". Constructed of corrosion resistant stamped 316 stainless steel. Installs with four #10 RH fasteners (not included).



PAD EYE

Stamped 304 Stainless Steel



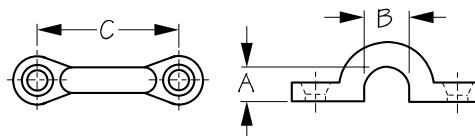
Bulk	Display	A	B	C	Fastener	Wt.(lb.)	Std. Pack
081101	081101-1	1/2"	7/16"	1-1/8"	#8 RH	.01 / .04	10 ea / 10 sets
081102	081102-1	9/16"	9/16"	1-3/8"	#10 RH	.01 / .04	10 ea / 10 sets
081103	081103-1	3/4"	3/4"	1-3/4"	#10 RH	.03 / .06	10 ea / 10 pr
081104	n/a	1"	1-1/8"	2-1/2"	#10 RH	.03	10 ea

Great for a block attachments, controlling a lead line, or creating a tie down point. Constructed of corrosion resistant stamped 304 stainless steel. Installs with two RH fasteners (not included). 081101-1 and 081102-1 are packed in sets of 4 each.



PAD EYE

Forged 304 Stainless Steel



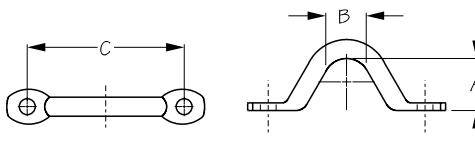
Bulk	Display	A	B	C	Fastener	Wt.(lb.)	Std. Pack
081200	081200-1	5/16"	3/8"	1-3/8"	#8 FH	.03 / .06	10 ea / 10 pr
081205	081205-1	3/8"	1/2"	1-5/8"	#10 FH	.05 / .10	10 ea / 10 pr

These Pad Eyes are great for a block attachments, controlling a lead line, or creating a tie down point. Constructed of corrosion resistant forged 304 stainless steel. Installs with two FH fasteners (not included).



PAD EYE

Forged 304 Stainless Steel



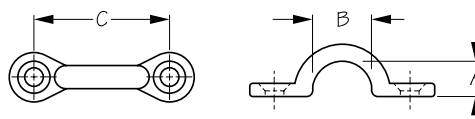
Bulk	Display	A	B	C	Fastener	Wt.(lb.)	Std. Pack
081210	081210-1	1/2"	7/16"	1-9/16"	#8 FH	.01 / .02	10 ea / 10 pr
081215	081215-1	5/8"	9/16"	1-13/16"	#10 FH	.02 / .04	10 ea / 10 pr
081220	081220-1	5/8"	1/2"	1-7/8"	1/4" FH	.05 / .10	10 ea / 10 pr

These Pad Eyes can be used to tie-down your accessories and carry-ons. Featuring a higher profile, they can accommodate larger diameter ropes than standard pad eyes, making them ideal as a deck loop or tie-down for kayaks, rope accessories, etc. Constructed of corrosion resistant forged 304 stainless steel. Installs with two FH fasteners (not included).



PAD EYE

Die Cast Zinc Chrome Plated



Bulk	Display	A	B	C	Fastener	Wt.(lb.)	Std. Pack
081242	081242-1	3/8"	1/2"	1-3/8"	#8 FH	.02 / .10	20 ea / 10 sets

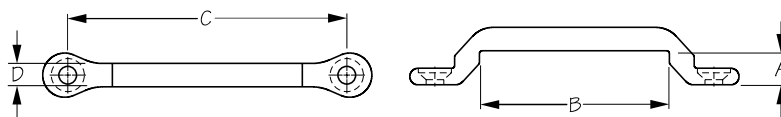
These Pad Eyes are great for a block attachments, controlling a lead line, or creating a tie down point. Constructed of die cast chrome plated zinc. Installs with two #8 FH fasteners (not included). Recommended for freshwater use. 081242-1 is packed in sets of 5 each.

⚠WARNING: Cancer and Reproductive Harm - www.P65Warnings.ca.gov



TIE DOWN EYE STRAP

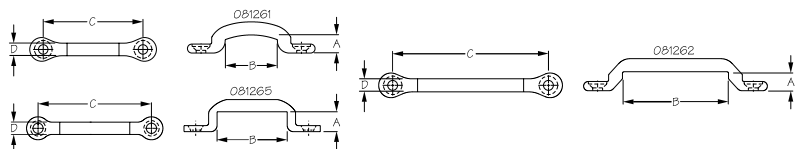
Forged Bronze Wire Chrome Plated



Bulk	Display	A	B	C	D	Fastener	Wt.(lb.)	Std. Pack
081252	081252-1	3/8"	2"	3-1/8"	1/4"	#10 FH	.07 / .14	10 ea / 10 pr

These Tie Down Eye Straps are commonly used to hold down batteries, fuel tanks, ice chests, life rafts, dinghies, etc. Their flat, low profile makes them ideal for 2" webbing. Constructed of chrome plated forged bronze wire. Installs with two #10 FH fasteners (not included).

⚠WARNING: Cancer and Reproductive Harm - www.P65Warnings.ca.gov

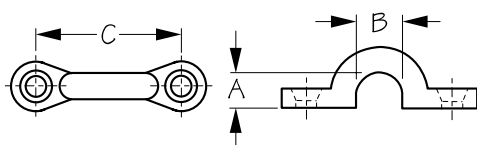
**TIE DOWN EYE STRAP**

Forged 304 Stainless Steel



Bulk	Display	A	B	C	D	Fastener	Wt.(lb.)	Std. Pack
081261	081261-1	3/8"	1-1/16"	2-1/8"	5/16"	#10 FH	.06 / .12	10 ea / 10 pr
081262	081262-1	3/8"	2"	3-1/8"	1/4"	#10 FH	.07 / .14	10 ea / 10 pr
081265	081265-1	3/8"	1-3/8"	2-1/4"	1/4"	#10 FH	.03 / .06	10 ea / 10 pr

These Tie Down Eye Straps are commonly used to hold down batteries, fuel tanks, ice chests, life rafts, dinghies, etc. Their flat, low profile makes them ideal for 1" (081261), 1-3/8" (081265) or 2" (081262) webbing. Constructed of corrosion resistant forged 304 stainless steel. Installs with two #10 FH fasteners (not included).

**PAD EYE**

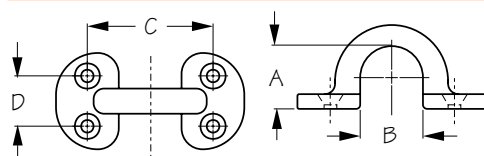
Brass



Bulk	Display	Finish	A	B	C	Fastener	Wt.(lb.)	Std. Pack
081270	081270-1	Brass	5/16"	3/8"	1-3/8"	#8 FH	.04 / .08	10 ea / 10 pr
081271	081271-1	Brass	3/8"	1/2"	1-3/4"	#10 FH	.06 / .12	10 ea / 10 pr
081275	081275-1	Chrome	5/16"	3/8"	1-3/8"	#8 FH	.04 / .08	10 ea / 10 pr
081276	081276-1	Chrome	3/8"	1/2"	1-3/4"	#10 FH	.06 / .12	10 ea / 10 pr

These Pad Eyes are great for a block attachments, controlling a lead line, or creating a tie down point. Constructed of brass. Installs with two FH fasteners (not included). Available with a plain brass or chrome plated finish.

⚠WARNING: Cancer and Reproductive Harm - www.P65Warnings.ca.gov

**PAD EYE**

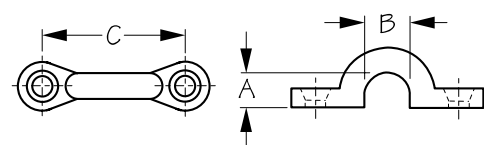
Cast Brass



Bulk	Display	A	B	C	D	Fastener	Wt.(lb.)	Std. Pack
081280	081280-1	13/16"	3/4"	1-1/2"	5/8"	#8 FH	.11 / .22	10 ea / 10 pr

This polished Pad Eye is great for a block attachments, controlling a lead line, or creating a tie down point. Both decorative and functional. Constructed of cast brass. Installs with four #8 FH fasteners (not included).

⚠WARNING: Cancer and Reproductive Harm - www.P65Warnings.ca.gov

**PAD EYE**

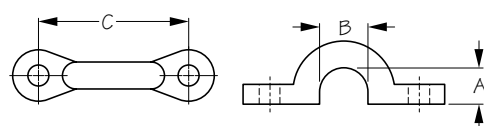
Injection Molded Nylon



Bulk	Display	Color	A	B	C	Fastener	Wt.(lb.)	Std. Pack
081310	081310-1	Black	3/8"	1/2"	1-3/8"	#8 FH	.01 / .05	100 ea / 10 sets
081311	081311-1	White	3/8"	1/2"	1-3/8"	#8 FH	.01 / .05	100 ea / 10 sets

These Pad Eyes can be used for a multitude of applications. Constructed of UV stabilized injection molded nylon. Installs with two #8 FH fasteners (not included). 081310-1 and 081311-1 are packed in sets of 5 each. Available in custom colors on large volume orders.

⚠WARNING: Cancer and Reproductive Harm - www.P65Warnings.ca.gov

**POP RIVET MOUNT PAD EYE**

Injection Molded Nylon



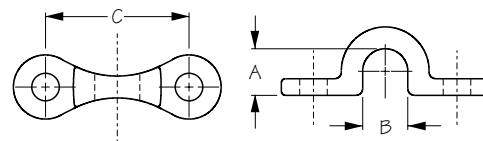
Bulk	Display	A	B	C	Color	Fastener	Wt.(lb.)	Std. Pack
081350	n/a	3/8"	1/2"	1-3/8"	Black	3/16" Pop Rivet	.01	100 ea

This Pop Rivet Mount Pad Eye can be used for a multitude of applications. The fastener pads are flat topped for pop rivets, round head, or pan head fasteners (not countersunk for flat head fasteners). Constructed of UV stabilized injection molded nylon. Installs with two 3/16" pop rivets (not included).



POP RIVET MOUNT PAD EYE

Investment Cast 316 Stainless Steel



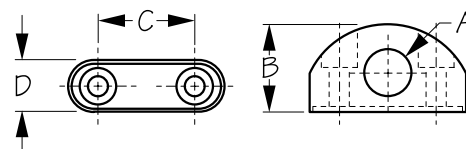
Bulk	Display	A	B	C	Wt.(lb.)	Std. Pack
081850	n/a	11/32"	11/32"	1-1/16"	.01	10 ea

This Pop Rivet Mount Pad Eye can be used for a multitude of applications. The fastener pads are flat topped for pop rivets, round head, or pan head fasteners (not countersunk for flat head fasteners). Constructed of corrosion resistant investment cast 316 stainless steel. Installs with two 3/16" pop rivets (not included).



FAIRLEAD

Injection Molded Nylon



Bulk	Display	Color	A	B	C	D	Fastener	Wt.(lb.)	Std. Pack
082010	n/a	Black	3/8"	3/4"	7/8"	7/16"	#8 RH	.01	10 ea
082051	n/a	Black	9/16"	1-1/8"	1"	11/16"	#10 RH	.03	10 ea
082016	n/a	Black	5/8"	1-1/4"	1-3/8"	13/16"	#12 RH	.06	10 ea

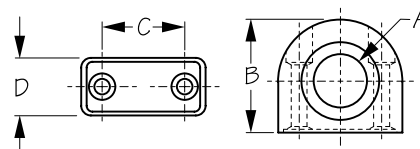
These Fairleads are ideal to control lines in straight run applications. Designed with a molded-in recess in the base to trap adhesive sealant in place, providing a more watertight seal. Not recommended for directional changes or for use with wire rope. Constructed of UV resistant injection molded nylon. Installs with two RH fasteners (not included).

- Available in custom colors on large volume orders.



FAIRLEAD

Injection Molded Nylon w/ Stainless Steel Insert



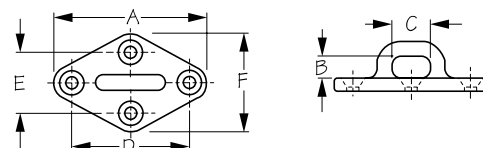
Bulk	Display	A	B	C	D	Fastener	Wt.(lb.)	Std. Pack
082615	n/a	11/16"	1-7/16"	1-1/16"	3/4"	#10 RH	.06	10 ea

This Fairlead features a stainless steel liner for superior wear performance, allowing some directional control of lines as well as the use of wire rope in straight run applications. Designed with a molded-in recess in the base to trap adhesive sealant in place, providing a more watertight seal. Constructed of UV resistant injection molded nylon. Installs with two #10 RH fasteners (not included).



DIAMOND EYE PLATE

Investment Cast 316 Stainless Steel



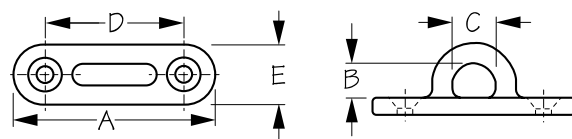
Bulk	Display	A	B	C	D	E	F	Fastener	Wt.(lb.)	Std. Pack
088621	n/a	3-1/8"	7/16"	3/4"	2-3/8"	1-1/4"	2"	1/4" FH	.30	10 ea
088622	n/a	3-1/2"	1/2"	7/8"	2-5/8"	1-3/8"	2-3/16"	1/4" FH	.40	10 ea
088623	n/a	3-15/16"	5/8"	1"	3-1/16"	1-9/16"	2-3/8"	1/4" FH	.50	10 ea

These Diamond Eye Plates are designed to create an attachment point. Great for tying off light loads inside or outside your boat or to secure fenders, cargo net, etc. Constructed of corrosion resistant investment cast 316 stainless steel. Installs with four 1/4" FH fasteners (not included).



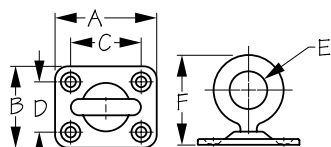
OBLONG EYE PLATE

Investment Cast 316 Stainless Steel



Bulk	Display	A	B	C	D	E	Fastener	Wt.(lb.)	Std. Pack
088721	n/a	3"	1/2"	5/8"	2-1/16"	7/8"	1/4" FH	.21	10 ea
088722	n/a	3-1/2"	5/8"	11/16"	2-9/16"	1-3/16"	5/16" FH	.32	10 ea
088723	n/a	4"	3/4"	7/8"	2-15/16"	1-3/8"	5/16" FH	.51	10 ea

These Oblong Eye Plates are ideal for rigging and tie down applications. Constructed of corrosion resistant investment cast 316 stainless steel for durability. Installs with two FH fasteners (not included).

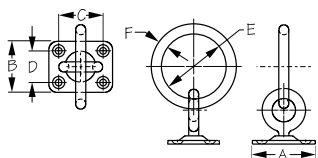
**SWIVEL EYE PLATE**

Stamped 304 Stainless Steel



Bulk	Display	A	B	C	D	E	F	Fastener	Wt.(lb.)	Std. Pack
089503	n/a	2"	1-9/16"	1-3/8"	1"	3/4"	1-13/16"	#10 FH	.17	10 ea

This Swivel Eye Plate features an eye that swivels 360° on the base. Great for tying off light loads, fenders, etc. (NOT appropriate for overhead lifting). Constructed of corrosion resistant 304 stainless steel. Installs with four #10 FH fasteners (not included).

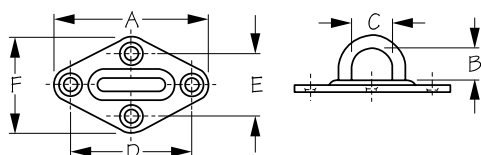
**SWIVEL EYE PLATE WITH RING**

Stamped 304 Stainless Steel



Bulk	Display	A	B	C	D	E	F	Fastener	Wt.(lb.)	Std. Pack
089513	n/a	2"	1-9/16"	1-3/8"	1"	1-15/16"	5/16"	#10 FH	.32	10 ea

This Swivel Eye Plate features an eye that swivels 360° on the base and an additional ring for more tie down options. Great for tying off light loads, fenders, etc. (NOT appropriate for overhead lifting). Constructed of corrosion resistant stamped 304 stainless steel. Installs with four #10 FH fasteners (not included).

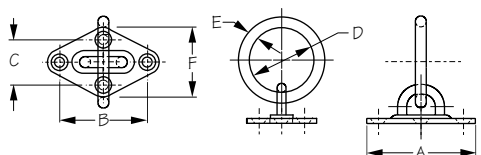
**DIAMOND EYE PLATE**

Stamped 304 Stainless Steel



Bulk	Display	A	B	C	D	E	F	Fastener	Wt.(lb.)	Std. Pack
089601	089601-1	2-5/16"	1/2"	9/16"	1-13/16"	15/16"	1-7/16"	#8 FH	.08	10 ea
089602	089602-1	2-1/2"	5/8"	3/4"	2"	1-1/16"	1-9/16"	#8 FH	.10	10 ea
089603	089603-1	3-3/16"	7/8"	7/8"	2-9/16"	1-5/16"	1-15/16"	#10 FH	.18	10 ea

These Diamond Eye Plates are designed to create an attachment point. Great for tying off light loads inside or outside of your boat or to secure fenders, cargo net, etc. Constructed of corrosion resistant stamped 304 stainless steel. Installs with four FH fasteners (not included).

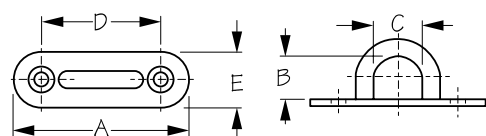
**DIAMOND EYE PLATE WITH RING**

Stamped 304 Stainless Steel



Bulk	Display	A	B	C	D	E	F	Fastener	Wt.(lb.)	Std. Pack
089611	n/a	2-5/16"	1-13/16"	15/16"	1-3/16"	3/16"	1-7/16"	#8 FH	.12	10 ea
089612	n/a	2-1/2"	2"	1-1/16"	1-5/16"	1/4"	1-9/16"	#8 FH	.16	10 ea
089613	n/a	3-3/16"	2-9/16"	1-5/16"	1-3/4"	5/16"	1-15/16"	#10 FH	.32	10 ea

These Diamond Eye Plates with Rings are designed to create an attachment point and provide an additional ring for more tie down options. Great for tying off light loads inside or outside of your boat or to secure fenders, cargo net, etc. Constructed of corrosion resistant stamped 304 stainless steel. Installs with four FH fasteners (not included).

**OBLONG EYE PLATE**

Stamped 304 Stainless Steel



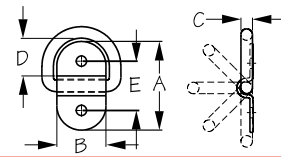
Bulk	Display	A	B	C	D	E	Fastener	Wt.(lb.)	Std. Pack
089701	089701-1	2-1/8"	1/2"	5/8"	1-1/2"	5/8"	#10 FH	.03	10 ea
089702	089702-1	2-9/16"	5/8"	3/4"	1-13/16"	3/4"	#12 FH	.07	10 ea
089703	089703-1	3-3/16"	13/16"	7/8"	2-3/16"	15/16"	1/4" FH	.14	10 ea
089704	089704-1	3-15/16"	7/8"	7/8"	2-7/8"	1-1/4"	1/4" FH	.21	10 ea

These Oblong Eye Plates are ideal for rigging and tie down applications. Constructed of corrosion resistant stamped 304 stainless steel. Installs with two FH fasteners (not included).



FOLDING D-RING

Stamped 304 Stainless Steel



Bulk	Display	A	B	C	D	E	Fastener	Wt.(lb.)	Std. Pack
090125	090125-1	1-1/8"	1/2"	1/8"	7/16"	1/2"	#8 RH	.01	10 ea
090145	090145-1	2"	1-1/4"	1/4"	1"	1-1/4"	1/4" RH	.11	10 ea
090155	090155-1	2-5/8"	1-1/2"	5/16"	1-3/16"	1-1/2"	1/4" RH	.23	10 ea

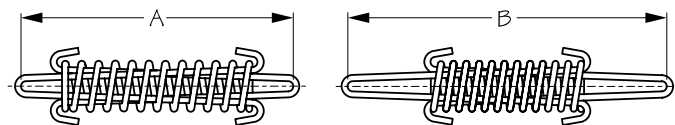
These Folding D-Rings are convenient for keeping fittings out of the way when not in use. Great for a multiple of applications, including rigging, tie-down, and securing cargo for storage or transport. Constructed of corrosion resistant stamped 304 stainless steel. Installs with two RH fasteners (not included).

⚠WARNING: Cancer and Reproductive Harm - www.P65Warnings.ca.gov



TILLER ROPE SPRING

Electro-Galvanized Steel



Bulk	Display	A (Normal Length)	B (Compressed Length)	Wt.(lb.)	Std. Pack
091814	091814-1	5"	6"	.32	10 ea / 10 pr

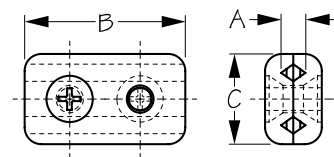
This Tiller Rope Spring is used to provide tension. Constructed of electro-galvanized steel. Steering Cable Boot (521700) can be used as a cover for additional corrosion resistance.

⚠WARNING: Cancer and Reproductive Harm - www.P65Warnings.ca.gov



CABLE CLAMP

Die Cast Zinc Chrome Plated



Bulk	Display	A (Cable Dia.)	B	C	Wt.(lb.)	Std. Pack
091852	091852-1	3/16"	1-3/16"	11/16"	.06 / .12	10 ea / 10 pr

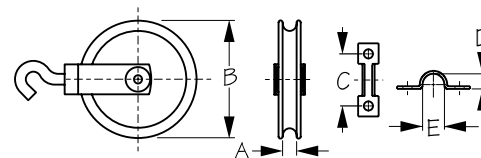
This wire rope Cable Clamp is used to secure 1/8" - 3/16" diameter wire cable. Constructed of die cast chrome plated zinc.

⚠WARNING: Cancer and Reproductive Harm - www.P65Warnings.ca.gov



TILLER ROPE PULLEY

Stamped 304 Stainless Steel/Nylon Sheave



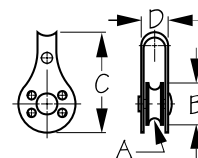
Bulk	Display	A (Wire Dia.)	B	C	D	E	Eye Strap	Fastener	Wt.(lb.)	Std. Pack
091934	091934-1	3/16"	2-7/16"	1-1/8"	3/8"	7/16"	Yes	#6 RH	.14	10 ea

This Tiller Rope Pulley is used to feed line onto an anchor control system to avoid uneven line buildup. Accommodates 3/16" diameter wire. Constructed of corrosion resistant stamped 304 stainless steel with a nylon sheave. Eye strap (included) installs with two #6 RH fasteners (not included).



PULLEY

Stainless Steel w/ Plastic Sheave



Bulk	Display	A (Wire Dia.)	B	C	D	Sheave	Wt.(lb.)	Std. Pack
092100	092100-1	1/4"	1"	1-13/16"	1/2"	Plastic	.04	10 ea

This Pulley is used for rigging a sail system or anchor trolley. Micro size block pulley: 1-13/16" x 1" x 1/2". Accommodates 1/4" diameter wire. Constructed of stainless steel with plastic sheave.

2

Snaps

Shackles

Hooks

Snap Links

Quick Links

Wire Rope Clips

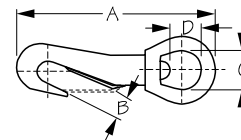
Snaps & Shackles





SWIVEL EYE BABY SNAP

Die Cast Manganese Bronze



Bulk	Display	A	B	C	D	Finish	Wt.(lb.)	Std. Pack
131042	131042-1	2-1/16"	1/4"	7/16"	5/16"	Bronze	.03 / .06	10 ea / 10 pr

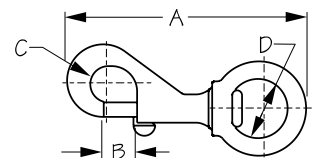
This round Swivel Eye Baby Snap works well in a number of light duty rigging applications. 360° swivel eye reduces tangling. Constructed of die cast manganese bronze.

⚠WARNING: Cancer and Reproductive Harm - www.P65Warnings.ca.gov



SWIVEL EYE BOLT SNAP

Die Cast Manganese Bronze



Bulk	Display	A	B	C	D	Finish	Wt.(lb.)	Std. Pack
136010	136010-1	2-9/16"	5/16"	5/16"	3/8"	Bronze	.06	10 ea
136012	136012-1	2-11/16"	5/16"	5/16"	1/2"	Bronze	.06	10 ea
136016	136016-1	3-1/8"	3/8"	3/8"	5/8"	Bronze	.11	10 ea
136021	136021-1	3-3/16"	3/8"	3/8"	7/8"	Bronze	.12	10 ea
136025	136025-1	3-1/2"	7/16"	3/8"	1"	Bronze	.15	10 ea
136032	136032-1	4-11/16"	9/16"	5/8"	1-1/4"	Bronze	.31	10 ea

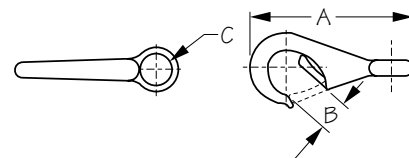
Swivel Eye Bolt Snaps are designed for use with rope, or cable. They can be used for tie-downs, or other rigging applications. 360° swivel strap eye reduces tangling. Spring-loaded bolts provide secure closure with the advantage of an easy-open thumb lever. Constructed of die cast manganese bronze.

⚠WARNING: Cancer and Reproductive Harm - www.P65Warnings.ca.gov



FAST EYE BOAT SNAP

Die Cast Manganese Bronze or Chrome Plated



Bulk	Display	Size	A	B	C	Finish	Wt.(lb.)	Std. Pack
136120	136120-1	0	2-1/8"	1/4"	7/16"	Bronze	.05	10 ea
136121	136121-1	1	2-7/8"	7/16"	11/16"	Bronze	.09	10 ea
136122	136122-1	2	3-3/16"	9/16"	3/4"	Bronze	.14	10 ea
136123	136123-1	3	3-7/8"	5/8"	3/4"	Bronze	.24	10 ea
136126	136126-1	0	2-1/8"	1/4"	7/16"	Chrome	.05	10 ea

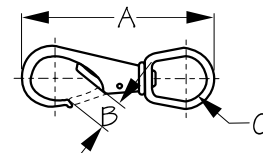
These Fast Eye Boat Snaps feature a spring-loaded latch for easy attachment. Designed for medium duty rigging applications. Handy for tethers, paddle leashes, and other light uses. Constructed of die cast manganese bronze. Plain bronze or chrome plated finish.

⚠WARNING: Cancer and Reproductive Harm - www.P65Warnings.ca.gov



SWIVEL EYE BOAT SNAP

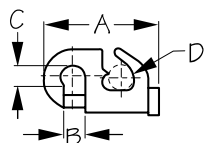
Die Cast Manganese Bronze



Bulk	Display	Size	A	B	C	Finish	Wt.(lb.)	Std. Pack
136131	136131-1	1	3-1/4"	7/16"	5/8"	Bronze	.12	10 ea
136132	136132-1	2	3-3/4"	9/16"	13/16"	Bronze	.18	10 ea
136133	136133-1	3	4-3/8"	9/16"	3/4"	Bronze	.26	10 ea

These Fast Eye Boat Snaps feature a spring-loaded latch for easy attachment. Designed for medium duty rigging applications. 360° swivel eye eliminates tangling. Constructed of die cast manganese bronze for corrosion resistance and durability.

⚠WARNING: Cancer and Reproductive Harm - www.P65Warnings.ca.gov

**JIB SNAP**

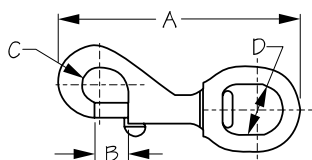
Die Cast Manganese Bronze



Bulk	Display	A	B	C	D	Finish	Wt.(lb.)	Std. Pack
136540	n/a	1-11/16"	1/4"	5/16"	1/4"	Bronze	.05	10 ea
136550	n/a	2-1/8"	7/16"	7/16"	3/8"	Bronze	.08	10 ea
136560	n/a	2-1/2"	1/2"	1/2"	7/16"	Bronze	.12	10 ea

These quick release Jib Snaps are used to secure a jib to a wire forestay. Easy to install they are perfect to hoist a storm jib or a staysail. Constructed of die cast manganese bronze.

⚠WARNING: Cancer and Reproductive Harm - www.P65Warnings.ca.gov

**SWIVEL EYE BOLT SNAP**

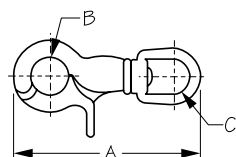
Die Cast Manganese Bronze



Bulk	Display	A	B	C	D	Finish	Wt.(lb.)	Std. Pack
136590	136590-1	3-5/16"	7/16"	1/2"	11/16"	Bronze	.14	10 ea

Swivel Eye Bolt Snaps are designed for use as tie-downs, or other rigging applications. 360° swivel strap eye reduces tangling. Spring-loaded bolts provide secure closure with the advantage of an easy-open thumb lever. Constructed of die cast manganese bronze.

⚠WARNING: Cancer and Reproductive Harm - www.P65Warnings.ca.gov

**TRIGGER SNAP**

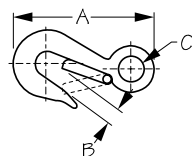
Die Cast Manganese Bronze



Bulk	Display	A	B	C	Finish	Wt.(lb.)	Std. Pack
136800	136800-1	2-9/16"	1/2"	1/2"	Bronze	.09	10 ea

This Trigger Snap is designed for marine and industrial rigging applications. Features an overlapping hinged snap hook that closes tighter under load. Spring-loaded bolts provide secure closure with the advantage of an easy-open thumb lever. 360° swivel strap eye reduces tangling. Constructed of die cast manganese bronze.

⚠WARNING: Cancer and Reproductive Harm - www.P65Warnings.ca.gov

**FAST EYE SNAP HOOK**

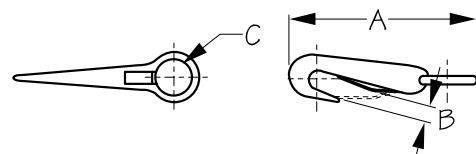
Die Cast Manganese Bronze



Bulk	Display	A	B	C	B.S. (lb.)	Finish	Wt.(lb.)	Std. Pack
138305	138305-1	4-3/4"	13/16"	1-1/8"	1,500	Bronze	.44	10 ea

Heavy Duty Fast Eye Snap Hooks feature a breaking strength of 1,500 lbs. and are ideal for a variety of rigging applications. Constructed of die cast manganese bronze.

⚠WARNING: Cancer and Reproductive Harm - www.P65Warnings.ca.gov

**FAST EYE BABY SNAP**

Die Cast Manganese Bronze or Chrome Plated



Bulk	Display	A	B	C	Finish	Wt.(lb.)	Std. Pack
138420	138420-1	1-13/16"	1/4"	7/16"	Bronze	.03 / .06	10 ea / 10 pr
138425	138425-1	1-13/16"	1/4"	7/16"	Chrome	.03	10 ea

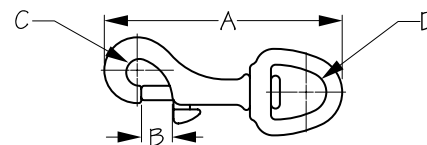
Round Fast Eye Baby Snaps work well in a number of light duty rigging applications. Constructed of die cast manganese bronze. Plain bronze or chrome plated finish.

⚠WARNING: Cancer and Reproductive Harm - www.P65Warnings.ca.gov



SWIVEL EYE BOLT SNAP

Sand Cast Brass



Bulk	Display	A	B	C	D	Wt.(lb.)	Std. Pack
139016	139016-1	3-5/16"	7/16"	3/8"	5/8"	.12	10 ea

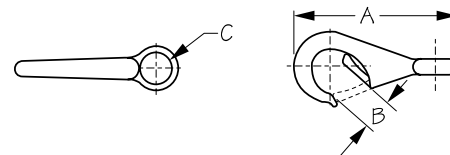
Swivel Eye Bolt Snaps are designed for use as tie-downs, or multiple rigging applications. 360° swivel strap eye reduces tangling. Spring-loaded bolts provide secure closure with the advantage of an easy-open thumb lever. Constructed of sand cast brass. Polished finish makes them both functional and decorative.

⚠ WARNING: Cancer and Reproductive Harm - www.P65Warnings.ca.gov



FAST EYE BOAT SNAP

Sand Cast Brass



Bulk	Display	Size	A	B	C	Finish	Wt.(lb.)	Std. Pack
139120	139120-1	0	2-1/8"	1/4"	7/16"	Brass	.06	10 ea
139121	139121-1	1	2-7/8"	5/16"	5/8"	Brass	.11	10 ea
139122	139122-1	2	3-3/16"	1/2"	3/4"	Brass	.11	10 ea
139123	139123-1	3	3-13/16"	9/16"	3/4"	Brass	.24	10 ea

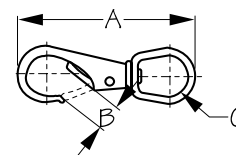
These Fast Eye Boat Snaps feature a spring-loaded latch for easy attachment. Designed for medium duty rigging applications. Handy for tethers, paddle leashes, and other light uses. Constructed of sand cast brass. Polished finish makes them both functional and decorative.

⚠ WARNING: Cancer and Reproductive Harm - www.P65Warnings.ca.gov



SWIVEL EYE BOAT SNAP

Sand Cast Brass



Bulk	Display	Size	A	B	C	Finish	Wt.(lb.)	Std. Pack
139131	139131-1	1	3-3/16"	3/8"	3/4"	Brass	.14	10 ea
139132	139132-1	2	3-5/8"	1/2"	3/4"	Brass	.18	10 ea
139133	139133-1	3	4-1/2"	9/16"	3/4"	Brass	.27	10 ea

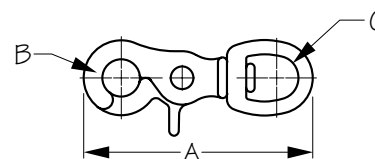
These Swivel Eye Boat Snaps feature a spring-loaded latch for easy attachment. Designed for medium duty rigging applications. 360° swivel eye reduces tangling. Constructed of sand cast brass. Polished finish makes them both functional and decorative.

⚠ WARNING: Cancer and Reproductive Harm - www.P65Warnings.ca.gov



TRIGGER SNAP

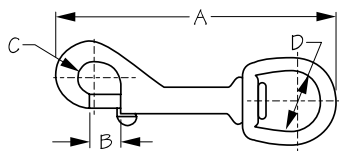
Sand Cast Brass



Bulk	Display	A	B	C	Finish	Wt.(lb.)	Std. Pack
139800	139800-1	2-11/16"	7/16"	1/2"	Brass	.09	10 ea

This Trigger Snap is designed for marine and industrial rigging applications. Features an overlapping hinged snap hook that closes tighter under load. Spring-loaded bolts provide secure closure with the advantage of an easy-open thumb lever. 360° swivel strap eye reduces tangling. Constructed of sand cast brass.

⚠ WARNING: Cancer and Reproductive Harm - www.P65Warnings.ca.gov

**BABY SWIVEL EYE BOLT SNAP**

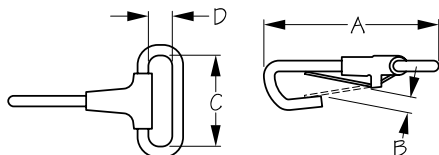
Sand Cast Brass



Bulk	Display	A	B	C	D	Wt.(lb.)	Std. Pack
139900	n/a	3"	5/16"	5/16"	1/2"	.07	10 ea

Baby Swivel Eye Bolt Snap is designed for use as tie-downs, lifting wires, or in other rigging applications. 360° swivel strap eye reduces tangling. Spring-loaded bolts provide secure closure with the advantage of an easy-open thumb lever. Constructed of sand cast brass.

⚠WARNING: Cancer and Reproductive Harm - www.P65Warnings.ca.gov

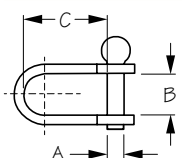
**BIMINI WEBBING SPRING SNAP**

Investment Cast 316 Stainless Steel



Bulk	Display	A	B	C	D	Wt.(lb.)	Std. Pack
139896	139896-1	2-3/16"	1/4"	1-1/8"	5/16"	.03	10 ea

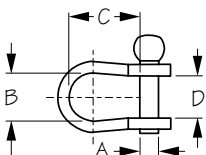
These Bimini Webbing Spring Snaps can be used for tie-downs, or multiple light duty rigging applications. Ideal for use with 1" webbing. Constructed of corrosion resistant investment cast 316 stainless steel.

**D-SHACKLE**

Stamped 304 Stainless Steel



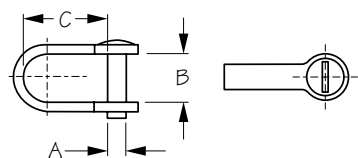
Bulk	Display	A	B	C	B.S. (lb.)	Wt.(lb.)	Std. Pack
140041	n/a	5/32"	3/8"	5/8"	1,100	.01	10 ea
140051	n/a	3/16"	7/16"	11/16"	2,640	.03	10 ea
140052	n/a	3/16"	5/8"	1"	2,640	.04	10 ea
140060	n/a	1/4"	5/8"	15/16"	3,080	.04	10 ea
140082	n/a	5/16"	3/4"	1-5/8"	6,600	.11	10 ea

**BOW SHACKLE**

Stamped 304 Stainless Steel



Bulk	Display	A	B	C	D	B.S. (lb.)	Wt.(lb.)	Std. Pack
140106	n/a	1/4"	5/8"	15/16"	9/16"	4,400	.05	10 ea
140108	n/a	5/16"	11/16"	1-1/4"	11/16"	6,600	.09	10 ea

**SAILMAKER D-SHACKLE**

Stamped 304 Stainless Steel

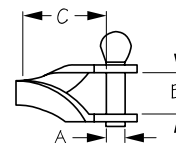


Bulk	Display	A	B	C	B.S. (lb.)	Wt.(lb.)	Std. Pack
140141	n/a	5/32"	3/8"	5/8"	1,100	.01	10 ea
140151	n/a	3/16"	7/16"	11/16"	2,640	.02	10 ea
140152	n/a	3/16"	5/8"	1"	2,640	.04	10 ea



TWISTED D-SHACKLE

Stamped 304 Stainless Steel

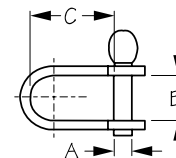


Bulk	Display	A	B	C	B.S. (lb.)	Wt.(lb.)	Std. Pack
140175	n/a	3/16"	7/16"	1-5/16"	2,640	.04	10 ea
140178	n/a	5/16"	11/16"	1-1/2"	6,600	.11	10 ea



KEY PIN D-SHACKLE

Stamped 304 Stainless Steel

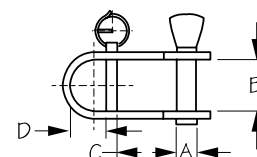


Bulk	Display	A	B	C	B.S. (lb.)	Wt.(lb.)	Std. Pack
140205	n/a	3/16"	5/8"	1-7/16"	2,640	.04	10 ea
140206	n/a	3/16"	1/2"	1"	2,640	.03	10 ea
140207	n/a	1/4"	5/8"	1-9/16"	4,400	.06	10 ea



HALYARD D-SHACKLE - LOOSE PIN

Stamped 304 Stainless Steel

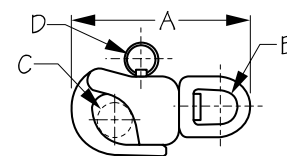


Bulk	Display	A	B	C	D	B.S. (lb.)	Wt.(lb.)	Std. Pack
140235	n/a	3/16"	5/8"	13/16"	1/2"	1,540	.04	10 ea
140236	n/a	1/4"	5/8"	1"	1/2"	3,300	.06	10 ea
140238	n/a	5/16"	13/16"	1-1/16"	7/16"	4,400	.11	10 ea



SWIVEL EYE SNAP SHACKLE

Investment Cast 316 Stainless Steel



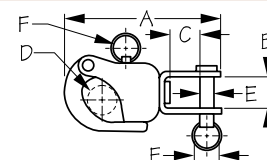
Bulk	Display	A	B	C	D	Wt.(lb.)	Std. Pack
142700	n/a	2-11/16"	1/2"	9/16"	3/8"	.14	10 ea
142900	n/a	3-1/2"	5/8"	3/4"	7/16"	.27	10 ea

Shackles are not load rated.



TOGGLE SNAP SHACKLE

Investment Cast 316 Stainless Steel



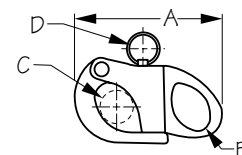
Bulk	Display	A	B	C	D	E	F	Wt.(lb.)	Std. Pack
142702	n/a	2-11/16"	9/16"	3/8"	9/16"	1/4"	7/16"	.14	10 ea
142902	n/a	3-5/16"	9/16"	9/16"	3/4"	1/4"	1/2"	.27	10 ea

Shackles are not load rated.



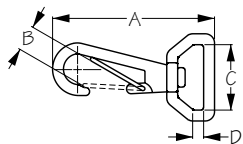
FIXED EYE SNAP SHACKLE

Investment Cast 316 Stainless Steel



Bulk	Display	A	B	C	D	Wt.(lb.)	Std. Pack
143520	n/a	2-1/4"	3/8"	9/16"	3/8"	.10	10 ea
143660	n/a	2-13/16"	1/2"	3/4"	1/2"	.20	10 ea
143900	n/a	4"	9/16"	7/8"	3/8"	.30	10 ea

Shackles are not load rated.

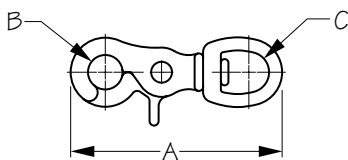
**WEBBING BABY SWIVEL SNAP**

Investment Cast 316 Stainless Steel



Bulk	Display	A	B	C	D	Wt.(lb.)	Std. Pack
145045	n/a	2-9/16"	3/8"	1"	3/16"	.07	10 ea

This Webbing Baby Swivel Snap can be used for tie-downs, or multiple light duty rigging applications. Ideal for use with 1" webbing. Constructed of corrosion resistant investment cast 316 stainless steel.

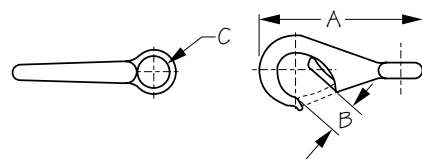
**TRIGGER SNAP**

Investment Cast 316 Stainless Steel



Bulk	Display	A	B	C	Wt.(lb.)	Std. Pack
146048	146048-1	2-11/16"	7/16"	1/2"	.09	10 ea

This Trigger Snap is designed for marine and industrial rigging applications. Features an overlapping hinged snap hook that closes tighter under load. Spring-loaded bolts provide secure closure with the advantage of an easy-open thumb lever. 360° swivel strap eye reduces tangling. Constructed of corrosion resistant investment cast 316 stainless steel.

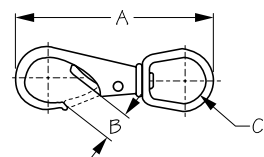
**FAST EYE BOAT SNAP**

Investment Cast 316 Stainless Steel



Bulk	Display	Size	A	B	C	Wt.(lb.)	Std. Pack
146120	146120-1	0	2-1/16"	1/4"	7/16"	.06	10 ea
146121	146121-1	1	2-7/8"	7/16"	5/8"	.09	10 ea
146122	146122-1	2	3-3/16"	1/2"	3/4"	.14	10 ea
146123	146123-1	3	3-13/16"	11/16"	3/4"	.27	10 ea

These Fast Eye Boat Snaps feature a spring-loaded latch for easy attachment. Designed for medium duty rigging applications. Handy for tethers, paddle leashes, and other light uses. Constructed of corrosion resistant investment cast 316 stainless steel.

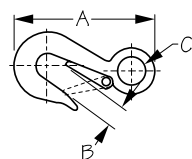
**SWIVEL EYE BOAT SNAP**

Investment Cast 316 Stainless Steel



Bulk	Display	Size	A	B	C	Wt.(lb.)	Std. Pack
146131	146131-1	1	3-5/16"	7/16"	3/4"	.13	10 ea
146132	146132-1	2	3-7/8"	1/2"	3/4"	.21	10 ea
146133	146133-1	3	4-5/8"	1/2"	7/8"	.33	10 ea

These Swivel Eye Boat Snaps feature a spring-loaded latch for easy attachment. Designed for medium duty rigging applications. 360° swivel eye reduces tangling. Constructed of corrosion resistant investment cast 316 stainless steel. Also see die cast zinc chrome plated Swivel Eye Boat Snap (148131).

**FAST EYE SNAP HOOK**

Investment Cast 316 Stainless Steel



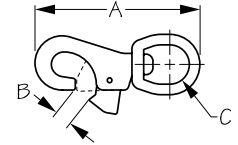
Bulk	Display	A	B	C	B.S. (lb.)	Wt.(lb.)	Std. Pack
146300	146300-1	3-15/16"	5/8"	3/4"	7,000	.26	5 ea
146305	146305-1	4-11/16"	3/4"	1-1/8"	11,900	.42	5 ea

These Fast Eye Snap Hooks are ideal for a variety of marine applications. Constructed of corrosion resistant investment cast 316 stainless steel.



BULL NOSE SNAP

Investment Cast 316 Stainless Steel



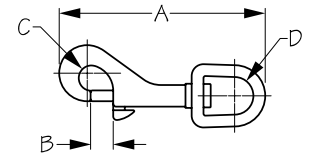
Bulk	Display	A	B	C	Wt.(lb.)	Std. Pack
146333	146333-1	4-1/2"	1/2"	1"	.40	5 ea

This Bull Nose Snap features a spring-loaded latch for easy attachment. Designed for medium duty rigging applications. 360° swivel eye reduces tangling. Constructed of corrosion resistant investment cast 316 stainless steel. Also see cast zinc chrome plated Bull Nose Snap (148333).



SWIVEL EYE BOLT SNAP

Investment Cast 316 Stainless Steel



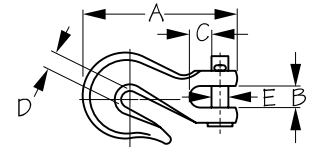
Bulk	Display	A	B	C	D	Wt.(lb.)	Std. Pack
146590	146590-1	3-9/16"	5/16"	5/16"	3/4"	.13	10 ea

Swivel Eye Bolt Snaps are designed for use as tie-downs, or multiple rigging applications. 360° swivel strap eye reduces tangling. Spring-loaded bolts provide secure closure with the advantage of an easy-open thumb lever. Constructed of corrosion resistant investment cast 316 stainless steel.



CLEVIS GRAB HOOK

Investment Cast 316 Stainless Steel

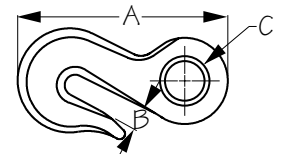


Bulk	Display	Chain Size	B.S. (lb.)	A	B	C	D	E	Wt.(lb.)	Std. Pack
146706	n/a	1/4"	4,630	3-1/8"	7/16"	1/2"	3/8"	5/16"	.34	5 ea
146708	n/a	5/16"	6,830	3-3/4"	1/2"	9/16"	7/16"	7/16"	.64	5 ea
146710	n/a	3/8"	8,800	4-1/4"	9/16"	5/8"	1/2"	1/2"	.89	5 ea
146712	n/a	1/2"	16,200	5-5/8"	11/16"	13/16"	5/8"	5/8"	1.95	5 ea



EYE GRAB HOOK

Investment Cast 316 Stainless Steel

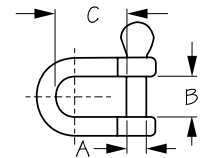


Bulk	Display	A	B	C	B.S. (lb.)	Wt.(lb.)	Std. Pack
146736	n/a	3"	1/4"	1/2"	5,000	.30	5 ea
146738	n/a	3-1/2"	5/16"	9/16"	7,000	.60	5 ea
146740	n/a	4"	3/8"	11/16"	10,000	.80	5 ea
146742	n/a	5-3/8"	1/2"	7/8"	14,000	1.80	5 ea



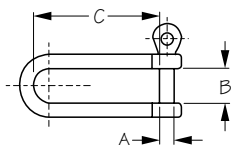
D-SHACKLE

Investment Cast 316 Stainless Steel Body



Bulk	Display	A	B	C	Wt.(lb.)	Std. Pack
147004	147004-1	3/16"	5/16"	9/16"	.04	10 ea
147006	147006-1	1/4"	1/2"	13/16"	.05	10 ea
147008	147008-1	5/16"	5/8"	1-1/8"	.14	10 ea
147010	147010-1	3/8"	13/16"	1-3/8"	.24	10 ea
147012	147012-1	7/16"	1"	1-5/8"	.26	10 ea
147016	n/a	5/8"	1-1/4"	2-3/16"	.98	1 ea

These D-Shackles have straight sides with a U-shape rounded bottom. Designed for rigging applications. Constructed of corrosion resistant investment cast 316 stainless steel. We do not load rate cast shackles.

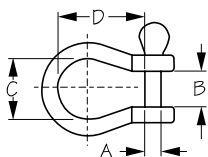
**LONG D-SHACKLE**

Investment Cast 316 Stainless Steel Body



Bulk	Display	A	B	C	Wt.(lb.)	Std. Pack
147038	n/a	5/16"	11/16"	2-7/16"	.21	10 ea

This Long D-Shackle features a proportionally longer length. Designed for rigging applications. Features a screw pin closure for quick removal, making them ideal for rigging applications where fast and/or repeated connecting and disconnecting are required. Constructed of corrosion resistant investment cast 316 stainless steel. We do not load rate cast shackles.

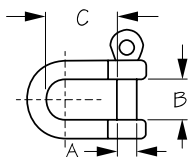
**BOW SHACKLE**

Investment Cast 316 Stainless Steel Body



Bulk	Display	A	B	C	D	Wt.(lb.)	Std. Pack
147054	147054-1	3/16"	5/16"	9/16"	11/16"	.04	10 ea
147056	147056-1	1/4"	1/2"	13/16"	1-1/16"	.06	10 ea
147058	147058-1	5/16"	5/8"	1-1/8"	1-7/16"	.31	10 ea
147060	147060-1	3/8"	13/16"	1-3/8"	1-13/16"	.31	10 ea
147062	147062-1	1/2"	1"	1-11/16"	2-5/16"	.50	10 ea
147066	n/a	5/8"	1-1/4"	2-3/16"	2-15/16"	1.19	1 ea

With their rounded shape, Bow Shackles are designed for many different applications. Features a screw pin closure for quick removal, making them ideal for rigging applications where fast and/or repeated connecting and disconnecting are required. Constructed of corrosion resistant investment cast 316 stainless steel. We do not load rate cast shackles.

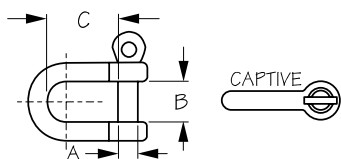
**D-SHACKLE**

Forged 316 Stainless Steel



Bulk	Display	A	B	C	B.S. (lb.)	Wt.(lb.)	Std. Pack
147103	n/a	5/32"	3/8"	11/16"	1,540	.02	10 ea
147104	n/a	3/16"	7/16"	11/16"	2,200	.03	10 ea
147106	n/a	1/4"	1/2"	3/4"	3,300	.06	10 ea
147108	n/a	5/16"	11/16"	1-1/4"	6,600	.11	10 ea
147110	n/a	3/8"	13/16"	1-3/8"	9,900	.26	10 ea
147112	n/a	7/16"	15/16"	1-1/2"	15,400	.28	10 ea

These D-Shackles have straight sides with a U-shape rounded bottom. Designed for rigging applications. Constructed of corrosion resistant forged 316 stainless steel.

**CAPTIVE PIN D-SHACKLE**

Forged 316 Stainless Steel



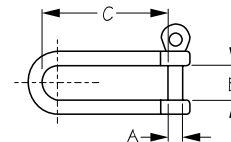
Bulk	Display	A	B	C	B.S. (lb.)	Wt.(lb.)	Std. Pack
147123	147123-1	5/32"	3/8"	11/16"	1,540	.02	10 ea
147124	147124-1	3/16"	7/16"	11/16"	2,200	.03	10 ea
147126	147126-1	1/4"	1/2"	7/8"	3,300	.06	10 ea
147128	147128-1	5/16"	11/16"	1-1/4"	6,600	.11	10 ea
147130	147130-1	3/8"	13/16"	1-3/8"	9,900	.26	10 ea
147132	147132-1	1/2"	15/16"	1-1/2"	15,400	.28	10 ea

These D-Shackles have straight sides with a U-shape rounded bottom. Designed for rigging applications. Features a captive pin which completely clears the opening of the shackle when open, recessed in a flush position. The pin remains captive. With other shackles, the pin is not flush until you partially unscrew it. Ideal for rigging applications where single-handed operation is required. Constructed of corrosion resistant forged 316 stainless steel.



LONG D-SHACKLE

Forged 316 Stainless Steel



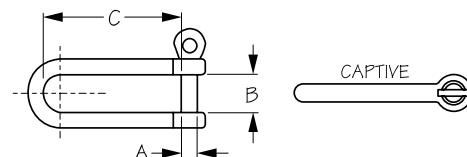
Bulk	Display	A	B	C	B.S. (lb.)	Wt.(lb.)	Std. Pack
147153	147153-1	5/32"	5/16"	1-5/16"	1,540	.03	10 ea
147154	147154-1	3/16"	7/16"	1-1/2"	2,200	.05	10 ea
147156	147156-1	1/4"	1/2"	1-13/16"	3,300	.08	10 ea
147158	147158-1	5/16"	11/16"	2-7/16"	6,600	.21	10 ea
147160	147160-1	3/8"	15/16"	3"	9,900	.37	10 ea

These Long D-Shackles feature a proportionally longer length. Designed for rigging applications. Features a screw pin closure for quick removal, making them ideal for rigging applications where fast and/or repeated connecting and disconnecting are required. Constructed of corrosion resistant forged 316 stainless steel.



CAPTIVE PIN LONG D-SHACKLE

Forged 316 Stainless Steel



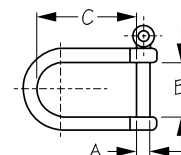
Bulk	Display	A	B	C	B.S. (lb.)	Wt.(lb.)	Std. Pack
147173	147173-1	5/32"	5/16"	1-5/16"	1,540	.03	10 ea
147174	147174-1	3/16"	7/16"	1-9/16"	2,200	.05	10 ea
147176	147176-1	1/4"	1/2"	1-7/8"	3,300	.08	10 ea
147178	147178-1	5/16"	11/16"	2-3/8"	6,600	.21	10 ea
147180	147180-1	3/8"	15/16"	3"	9,900	.37	10 ea

These Captive Pin Long D-Shackles feature a proportionally longer length. Designed for rigging applications. Features a captive pin which completely clears the opening of the shackle when open, recessed in a flush position. The pin remains captive. With other shackles, the pin is not flush until you partially unscrew it. Ideal for rigging applications where single-handed operation is required. Constructed of corrosion resistant forged 316 stainless steel.



WIDE D-SHACKLE - MOORING BUOY SHACKLE

Forged 316 Stainless Steel



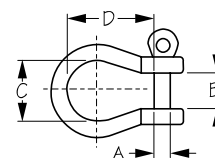
Bulk	Display	A	B	C	B.S. (lb.)	Wt.(lb.)	Std. Pack
147184	147184-1	3/16"	13/16"	1-1/8"	2,200	.05	10 ea
147186	147186-1	1/4"	1"	1-1/4"	3,000	.09	10 ea
147188	147188-1	5/16"	1-3/8"	2-1/8"	6,000	.20	10 ea
147190	147190-1	3/8"	1-9/16"	2-1/2"	9,000	.39	10 ea

These Wide D-Shackles have straight sides with a U-shape rounded bottom. The extra width provides maximum opening aperture. Designed for rigging applications. Ideal for use on mooring buoys. Constructed of corrosion resistant forged 316 stainless steel.



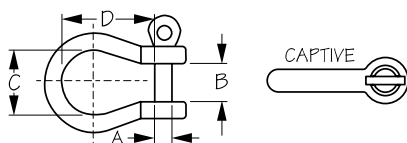
BOW SHACKLE

Forged 316 Stainless Steel



Bulk	Display	A	B	C	D	B.S. (lb.)	Wt.(lb.)	Std. Pack
147203	n/a	5/32"	5/16"	9/16"	11/16"	1,540	.03	10 ea
147204	n/a	3/16"	3/8"	11/16"	3/4"	2,200	.03	10 ea
147206	n/a	1/4"	1/2"	13/16"	15/16"	3,300	.07	10 ea
147208	n/a	5/16"	5/8"	1"	1-1/4"	6,600	.16	10 ea
147210	n/a	3/8"	13/16"	1-1/4"	1-3/8"	9,900	.29	10 ea
147212	n/a	7/16"	1"	1-7/16"	1-3/4"	15,400	.51	10 ea

With their rounded shape, Bow Shackles are designed for many different applications. Features a screw pin closure for quick removal, making them ideal for rigging applications where fast and/or repeated connecting and disconnecting are required. Constructed of corrosion resistant forged 316 stainless steel.

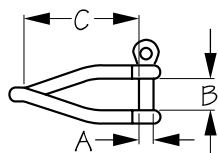
**CAPTIVE PIN BOW SHACKLE**

Forged 316 Stainless Steel



Bulk	Display	A	B	C	D	B.S. (lb.)	Wt.(lb.)	Std. Pack
147223	147223-1	5/32"	5/16"	5/8"	15/16"	1,540	.03	10 ea
147224	147224-1	3/16"	7/16"	11/16"	1"	2,200	.03	10 ea
147226	147226-1	1/4"	1/2"	13/16"	1-1/4"	3,300	.07	10 ea
147228	147228-1	5/16"	9/16"	15/16"	1-3/16"	6,600	.16	10 ea
147230	147230-1	3/8"	13/16"	1-1/4"	2"	9,900	.29	10 ea

With their rounded shape, Bow Shackles are designed for many different applications. Features a captive pin which completely clears the opening of the shackle when open, recessed in a flush position. The pin remains captive. With other shackles, the pin is not flush until you partially unscrew it. Ideal for rigging applications where single-handed operation is required. Constructed of corrosion resistant forged 316 stainless steel.

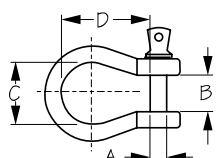
**TWISTED D-SHACKLE**

Forged 316 Stainless Steel



Bulk	Display	A	B	C	B.S. (lb.)	Wt.(lb.)	Std. Pack
147403	147403-1	5/32"	5/16"	1-1/4"	1,540	.03	10 ea
147404	147404-1	3/16"	3/8"	1-1/2"	2,200	.04	10 ea
147406	147406-1	1/4"	1/2"	1-13/16"	3,300	.08	10 ea
147408	147408-1	5/16"	5/8"	2-1/4"	6,600	.19	10 ea
147410	147410-1	3/8"	13/16"	2-3/4"	9,900	.37	10 ea

These Twisted D-Shackles are great for applications that benefit from the pin being perpendicular to the top of the loop, such as a jib halyard block attachment to the mast or a jib tack attachment for smaller boats. Constructed of corrosion resistant forged 316 stainless steel.

**SCREW PIN ANCHOR BOW SHACKLE-LOAD RATED**

Hot Dipped Drop Forged Galvanized Steel



Bulk	Display	Size	A	B	C	D	WLL (In Tons)	Wt.(lb.)	Std. Pack
147604	n/a	3/16"	1/4"	5/16"	11/16"	7/8"	1/3	.08	10 ea
147606	n/a	1/4"	5/16"	9/16"	3/4"	1-1/8"	1/2	.12	10 ea
147608	n/a	5/16"	3/8"	1/2"	13/16"	1-3/16"	3/4	.19	10 ea
147610	n/a	3/8"	7/16"	5/8"	1"	1-7/16"	1	.34	10 ea
147611	n/a	7/16"	1/2"	11/16"	1-1/8"	1-11/16"	1-1/2	.50	10 ea
147612	n/a	1/2"	5/8"	13/16"	1-1/4"	1-7/8"	2	.71	10 ea
147616	n/a	5/8"	3/4"	1-1/16"	1-11/16"	2-5/16"	3-1/4	1.36	5 ea
147619	n/a	3/4"	7/8"	1-1/4"	1-15/16"	2-3/4"	4-3/4	2.27	5 ea
147622	n/a	7/8"	1"	1-3/8"	2-1/4"	3-1/4"	5	3.48	1 ea
147626	n/a	1"	1-1/8"	1-3/4"	2-11/16"	3-11/16"	7-1/2	5.01	1 ea

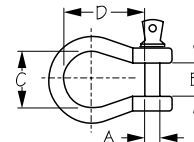
With their rounded shape, Screw Pin Anchor Bow Shackles are designed for many different applications. Features a screw pin closure for quick removal, making them ideal for rigging applications where fast and/or repeated connecting and disconnecting are required. Ideal for joining anchors to mooring chain. Constructed of hot dipped drop forged galvanized steel. They comply with Federal Spec. RR-C-271b and are load rated.

⚠ **WARNING:** Cancer and Reproductive Harm - www.P65Warnings.ca.gov



SCREW PIN ANCHOR BOW SHACKLE

Hot Dipped Drop Forged Galvanized Steel



Bulk	Display	Size	A	B	C	D	Wt.(lb.)	Std. Pack
147804	147804-1	3/16"	1/4"	3/8"	9/16"	13/16"	.04	10 ea
147806	147806-1	1/4"	5/16"	7/16"	3/4"	1-1/16"	.07	10 ea
n/a	147806-2	1/4"	5/16"	7/16"	3/4"	1-1/16"	.14	10 pr
147808	147808-1	5/16"	3/8"	1/2"	13/16"	1-1/8"	.14	10 ea
n/a	147808-2	5/16"	3/8"	1/2"	13/16"	1-1/8"	.28	10 pr
147810	147810-1	3/8"	7/16"	11/16"	15/16"	1-1/2"	.28	10 ea
n/a	147810-2	3/8"	7/16"	11/16"	15/16"	1-1/2"	.48	10 pr
147811	147811-1	7/16"	1/2"	3/4"	1-1/8"	1-11/16"	.36	10 ea
n/a	147811-2	7/16"	1/2"	3/4"	1-1/8"	1-11/16"	.72	10 pr
147812	147812-1	1/2"	9/16"	11/16"	1-1/4"	1-13/16"	.49	10 ea
147816	n/a	5/8"	3/4"	15/16"	1-11/16"	2-3/8"	1.24	5 ea
147819	n/a	3/4"	13/16"	1-1/4"	2-1/16"	2-7/8"	2.26	5 ea
147822	n/a	7/8"	1"	1-1/2"	2-1/4"	3-1/16"	3.07	1 ea
147826	n/a	1"	1-1/16"	1-11/16"	2-7/16"	3-11/16"	4.79	1 ea
n/a	147806-5	Display POP-Galvanized Shackle 1/4"-50 pcs.					2.25	1 ea
n/a	147808-5	Display POP-Galvanized Shackle 5/16"-40 pcs.					5.85	1 ea
n/a	147810-5	Display POP-Galvanized Shackle 3/8"-30 pcs.					8.65	1 ea
n/a	147811-5	Display POP-Galvanized Shackle 7/16"-20 pcs.					7.45	1 ea
n/a	147812-5	Display POP-Galvanized Shackle 1/2"-15 pcs.					9.17	1 ea

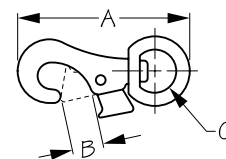
With their rounded shape, Screw Pin Anchor Bow Shackles are designed for many different applications. Features a screw pin closure for quick removal, making them ideal for rigging applications where fast and/or repeated connecting and disconnecting are required. Ideal for joining anchors to mooring chain. Great for anchor kits. Now available as pairs in aftermarket packaging. Constructed of hot dipped drop forged galvanized steel.

⚠WARNING: Cancer and Reproductive Harm - www.P65Warnings.ca.gov



BULL NOSE SNAP

Die Cast Zinc Chrome Plated



Bulk	Display	A	B	C	Wt.(lb.)	Std. Pack
148333	n/a	4-1/8"	9/16"	11/16"	.31	10 ea

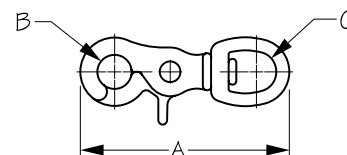
This Bull Nose Snap features a spring-loaded latch for easy attachment. Designed for medium duty rigging applications. 360° swivel eye reduces tangling. Constructed of chrome plated die cast zinc. Recommended for fresh water use. Also see stainless Bull Nose Snap (146333).

⚠WARNING: Cancer and Reproductive Harm - www.P65Warnings.ca.gov



TRIGGER SNAP

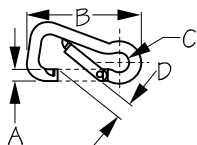
Die Cast Zinc Chrome Plated



Bulk	Display	A	B	C	Wt.(lb.)	Std. Pack
n/a	148800-1	2-11/16"	7/16"	1/2"	.09	10 ea

This Trigger Snap is designed for marine and industrial rigging applications. Features an overlapping hinged snap hook that closes tighter under load. Spring-loaded bolts provide secure closure with the advantage of an easy-open thumb lever. 360° swivel strap eye reduces tangling. Constructed of chrome plated die cast zinc. Recommended for fresh water use. Also see stainless Trigger Snap (146048).

⚠WARNING: Cancer and Reproductive Harm - www.P65Warnings.ca.gov

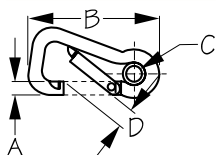
**ASYMMETRICAL SNAP HOOK**

Formed 316 Stainless Steel



Bulk	Display	A	B	C	D	B.S. (lb.)	Wt.(lb.)	Std. Pack
150060	150060-1	1/4"	2-3/8"	5/16"	7/16"	600	.06	10 ea
150080	150080-1	5/16"	3-1/4"	1/2"	1/2"	1,119	.16	10 ea
150100	150100-1	3/8"	4"	5/8"	3/4"	1,604	.30	10 ea
150120	150120-1	7/16"	4-3/4"	13/16"	15/16"	2,160	.44	10 ea

These Asymmetrical Snap Hooks provide approximately 50% higher breaking strength over traditional style snap hooks. The offset body style allows greater gate clearance, increasing the passage area into the snap. Constructed of corrosion resistant formed 316 stainless steel.

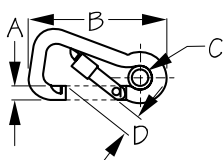
**ASYMMETRICAL SNAP HOOK WITH EYE INSERT**

Formed 316 Stainless Steel



Bulk	Display	A	B	C	D	B.S. (lb.)	Wt.(lb.)	Std. Pack
150065	150065-1	1/4"	2-3/8"	1/4"	7/16"	600	.07	10 ea
150085	150085-1	5/16"	3-1/4"	7/16"	1/2"	1,119	.16 / .17	10 ea
150105	150105-1	3/8"	4"	9/16"	3/4"	1,604	.30 / .31	10 ea
150125	150125-1	7/16"	4-3/4"	11/16"	15/16"	2,160	.44 / .45	10 ea

These Asymmetric Snap Hooks with Eye Inserts are designed to place more of the load on the stronger, non-gate side which increases the breaking strength over traditional rounded style snap hooks. The offset body style allows greater gate clearance, increasing the passage area into the snap. The eye insert provides a secure attachment to lines for use on fishing lines, mooring buoy lines, etc. Constructed of corrosion resistant formed 316 stainless steel.

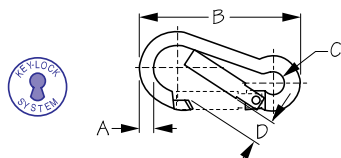
**LOCKING ASYMMETRICAL SNAP HOOK WITH EYE INSERT**

Formed 316 Stainless Steel



Bulk	Display	A	B	C	D	B.S. (lb.)	Wt.(lb.)	Std. Pack
150088	n/a	5/16"	3-1/8"	3/8"	1/2"	1,604	.16	10 ea
150108	n/a	3/8"	4"	9/16"	11/16"	2,407	.30	10 ea
150128	n/a	7/16"	4-3/4"	11/16"	15/16"	2,777	.44	10 ea

These Locking Asymmetric Snap Hooks with Eye Inserts are designed to place more of the load on the stronger, non-gate side which increases the breaking strength over traditional rounded style snap hooks. The offset body style allows greater gate clearance, increasing the passage area into the snap. The eye insert provides a secure attachment to lines for use on fishing lines, mooring buoy lines, etc. The barrel locking gate locks automatically when released, reducing the possibility of accidental opening. Locking cylinder also reduces wear on the rope and allows for one-handed operation. Constructed of corrosion resistant formed 316 stainless steel.

**SNAP HOOK**

Formed 316 Stainless Steel



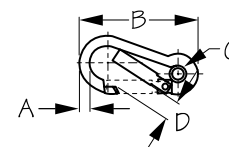
Bulk	Display	A	B	C	D	B.S. (lb.)	Wt.(lb.)	Std. Pack
151060	151060-1	1/4"	2-3/8"	3/8"	3/8"	660	.06	10 ea
151080	151080-1	5/16"	3-1/8"	7/16"	7/16"	1,700	.15	10 ea
151100	151100-1	3/8"	4"	9/16"	5/8"	2,600	.29	10 ea
151120	151120-1	7/16"	4-3/4"	3/4"	11/16"	4,400	.42	10 ea
151160	n/a	1/2"	6-5/16"	7/8"	1-1/8"	5,200	.78	5 ea

These Snap Hooks feature a key-lock connection for added security. Spring-loaded closure enables quick attachment to a wide range of fixing points. For use with ropes, chains, straps, and small diameter cable. Ideal for multiple rigging and anchoring applications. Constructed of corrosion resistant formed 316 stainless steel.



SNAP HOOK WITH EYE INSERT

Formed 316 Stainless Steel



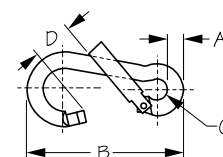
Bulk	Display	A	B	C	D	B.S. (lb.)	Wt.(lb.)	Std. Pack
151065	n/a	1/4"	2-3/8"	1/4"	3/8"	660	.06	10 ea
151085	n/a	5/16"	3-1/8"	3/8"	7/16"	1,700	.16	10 ea
151105	n/a	3/8"	4"	7/16"	9/16"	2,600	.29	10 ea
151125	n/a	7/16"	4-3/4"	9/16"	11/16"	4,400	.42	10 ea

This Snap Hook with Eye Insert provides attachment to lines for use on fishing lines, mooring buoys, etc. Features a key-lock connection for added security. Constructed of corrosion resistant formed 316 stainless steel.



SNAP HOOK OFFSET GATE

Formed 316 Stainless Steel



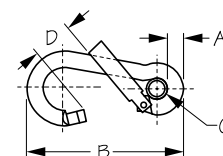
Bulk	Display	A	B	C	D	B.S. (lb.)	Wt.(lb.)	Std. Pack
151082	n/a	5/16"	3-1/8"	3/8"	3/4"	1,700	.15	10 ea
151102	n/a	3/8"	4"	1/2"	7/8"	2,600	.28	10 ea
151122	n/a	7/16"	4-3/4"	11/16"	1-1/16"	4,400	.41	10 ea

This new style, patented Snap Hook with an Offset Gate allows for a larger passage area for rope, cable, or other solid stock material into the snap while providing the same features of traditional style snap hooks. Features a key-lock connection for added security. Constructed of corrosion resistant formed 316 stainless steel.



OFFSET GATE SNAP HOOK WITH EYE INSERT

Formed 316 Stainless Steel



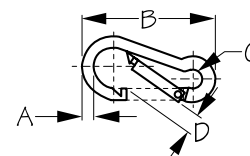
Bulk	Display	A	B	C	D	B.S. (lb.)	Wt.(lb.)	Std. Pack
151087	n/a	5/16"	3-1/8"	3/8"	3/4"	1,700	.15	10 ea
151107	n/a	3/8"	4"	9/16"	7/8"	2,600	.28	10 ea
151127	n/a	7/16"	4-3/4"	5/8"	1-1/16"	4,400	.41	10 ea

These Offset Gate Snap Hooks with Eye Inserts provide attachment to lines for use on harnesses, fishing lines, mooring buoys, etc. Features a key-lock connection for added security. Constructed of corrosion resistant formed 316 stainless steel.



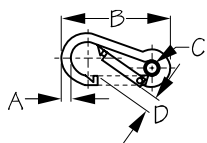
SNAP HOOK

Formed 316 Stainless Steel



Bulk	Display	A	B	C	D	B.S. (lb.)	Wt.(lb.)	Std. Pack
151550	151550-1	3/16"	2"	5/16"	5/16"	500	.03	10 ea
151560	151560-1	1/4"	2-3/8"	5/16"	5/16"	700	.06	10 ea
151580	151580-1	5/16"	3-1/8"	7/16"	3/8"	1,400	.14	10 ea
151600	151600-1	3/8"	3-15/16"	9/16"	1/2"	2,000	.29	10 ea
151620	151620-1	7/16"	4-11/16"	11/16"	5/8"	2,500	.46	10 ea
n/a	151580-5	Display POP-Snap Hook 5/16"-25 pcs.					3.57	1 ea
n/a	151600-5	Display POP-Snap Hook 3/8"-10 pcs.					3.52	1 ea

These Snap Hooks feature an interlocking, spring-loaded gate snap for quick attachment to a wide range of fixing points. For use with ropes, chains, straps, and small diameter cable. Ideal for multiple rigging and anchoring applications. Constructed of corrosion resistant formed 316 stainless steel.

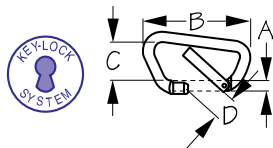
**SNAP HOOK WITH EYE INSERT**

Formed 316 Stainless Steel



Bulk	Display	A	B	C	D	B.S. (lb.)	Wt.(lb.)	Std. Pack
151565	151565-1	1/4"	2-3/8"	1/4"	5/16"	700	.06	10 ea
151585	151585-1	5/16"	3-1/8"	3/8"	3/8"	1,400	.15	10 ea
151605	151605-1	3/8"	3-15/16"	7/16"	1/2"	2,000	.31	10 ea
151625	151625-1	7/16"	4-11/16"	5/8"	5/8"	2,500	.43	10 ea

These Snap Hooks with Eye Inserts feature an interlocking, spring-loaded gate snap for quick attachment to a wide range of fixing points. The integral eye insert provides a attachment for use on fishing lines, and mooring buoys. Ideal for multiple rigging and anchoring applications. Constructed of corrosion resistant formed 316 stainless steel.

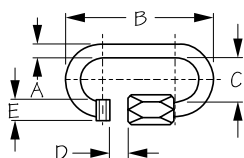
**SNAP LINK**

Formed 316 Stainless Steel



Bulk	Display	A	B	C	D	B.S. (lb.)	Wt.(lb.)	Std. Pack
152080	n/a	5/16"	3-3/16"	1-1/16"	5/8"	2,600	.16	10 ea
152100	n/a	7/16"	3-15/16"	1-1/4"	3/4"	5,390	.30	10 ea

These high strength Snap Links are individually tested and stamped with the breaking strength in kilograms (breaking strength shown above is in pounds). Features a key-lock connection for added security. Constructed of corrosion resistant formed 316 stainless steel.

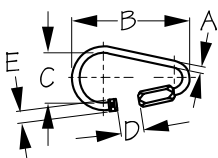
**QUICK LINK**

Formed 316 Stainless Steel



Bulk	Display	A	B	C	D	E	B.S. (lb.)	Wt.(lb.)	Std. Pack
153003	153003-1	1/8"	1-7/16"	7/16"	3/16"	3/16"	2,420	.02	10 ea
153005	153005-1	3/16"	1-15/16"	9/16"	1/4"	5/16"	4,950	.05	10 ea
153006	153006-1	1/4"	2-1/4"	5/8"	5/16"	3/8"	7,150	.08	10 ea
153008	153008-1	5/16"	2-7/8"	3/4"	7/16"	1/2"	12,000	.18	10 ea
153010	153010-1	3/8"	3-1/2"	7/8"	1/2"	1/2"	19,800	.31	10 ea
153012	n/a	1/2"	4-1/8"	1"	5/8"	9/16"	27,500	.51	10 ea
153014	n/a	9/16"	4-3/4"	1-1/8"	5/8"	11/16"	38,500	.81	5 ea
153016	n/a	5/8"	5-1/2"	1-1/4"	3/4"	3/4"	49,500	1.25	5 ea

Reusable and removable Quick Links feature two-sided thread links designed for fast, easy connections between two lengths of chain or for attaching accessories to chain. Hex shaped bolt for easy opening. Ideal for chain repair, hammocks, and gates. Constructed of corrosion resistant formed 316 stainless steel.

**PEAR STYLE QUICK LINK**

Formed 316 Stainless Steel



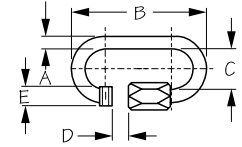
Bulk	Display	A	B	C	D	E	B.S. (lb.)	Wt.(lb.)	Std. Pack
153603	n/a	1/8"	2-1/16"	7/8"	3/8"	3/16"	1,430	.03	10 ea
153605	n/a	3/16"	2-13/16"	1-1/8"	9/16"	5/16"	2,970	.07	10 ea
153606	n/a	1/4"	3-3/16"	1-1/4"	9/16"	3/8"	4,400	.11	10 ea
153608	n/a	5/16"	3-15/16"	1-1/2"	11/16"	7/16"	7,260	.24	10 ea
153610	n/a	3/8"	4-13/16"	1-13/16"	13/16"	1/2"	12,100	.41	10 ea
153612	n/a	1/2"	5-9/16"	2-1/8"	15/16"	9/16"	16,500	.71	10 ea
153614	n/a	9/16"	6-7/16"	2-5/16"	1-1/8"	11/16"	23,100	1.06	5 ea

Reusable and removable Pear Style Quick Links feature two-sided thread links designed for fast, easy connections between two lengths of chain or for attaching accessories to chain. The pear shape design places more of the load on the stronger, non-gate side which increases the breaking strength. Hex shaped bolt for easy opening. Ideal for chain repair, hammocks, and gates. Constructed of corrosion resistant formed 316 stainless steel.



QUICK LINK

Formed 304 Stainless Steel



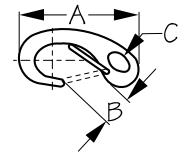
Bulk	Display	A	B	C	D	E	B.S. (lb.)	Wt.(lb.)	Std. Pack
153703	153703-1	1/8"	1-3/8"	7/16"	1/8"	3/16"	2,000	.02	10 ea
153705	153705-1	3/16"	2"	9/16"	1/4"	5/16"	4,000	.05	10 ea
153706	153706-1	1/4"	2-1/4"	5/8"	9/32"	3/8"	6,750	.08	10 ea
153708	153708-1	5/16"	2-15/16"	3/4"	7/16"	7/16"	9,600	.18	10 ea
153710	153710-1	3/8"	3-1/2"	7/8"	7/16"	1/2"	15,800	.31	10 ea
153712	153712-1	1/2"	4-1/8"	1"	9/16"	9/16"	22,000	.51	10 ea

Reusable and removable Quick Links feature two-sided thread links designed for fast, easy connections between two lengths of chain or for attaching accessories to chain. Hex shaped bolt for easy opening. Ideal for chain repair, hammocks, and gates. Constructed of corrosion resistant formed 304 stainless steel.



SPRING GATE SNAP HOOK

Investment Cast 316 Stainless Steel



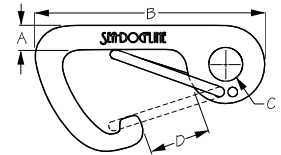
Bulk	Display	A	B	C	Wt.(lb.)	Std. Pack
154250	154250-1	2"	7/16"	1/4"	.04	10 ea
154270	154270-1	2-3/4"	7/16"	3/8"	.11	10 ea
154300	154300-1	3-15/16"	15/16"	9/16"	.31	10 ea

These Spring Gate Snap Hooks feature a quick-connect, wire lever gate and torsion spring. Simple to release lobster-style clasp makes them ideal for applications where the snap needs to be frequently removed. Oblong design allows more gate clearance while the rounded edges prevent snagging. Constructed of corrosion resistant investment cast 316 stainless steel.



SPRING GATE ASYMMETRICAL SNAP HOOK

Investment Cast 316 Stainless Steel



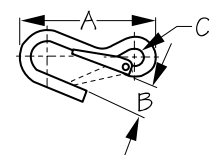
Bulk	Display	A	B	C	D	Wt.(lb.)	Std. Pack
155500	155500-1	3/8"	4"	5/8"	7/8"	.40	10 ea

These Spring Gate Asymmetrical Snap Hooks feature a quick-connect, wire lever gate and torsion spring. Simple to release lobster-style clasp makes them ideal for applications where the snap needs to be frequently removed. Oblong design allows more gate clearance while the rounded edges prevent snagging. Constructed of corrosion resistant investment cast 316 stainless steel. Also included in the Boat Hook Mooring Buoy Snap Kit (491055-1).



SPRING HOOK

Electro-Galvanized Formed Mild Steel



Bulk	Display	A	B	C	B.S. (lb.)	Wt.(lb.)	Std. Pack
155630	155630-1	4-1/16"	1"	1/2"	1,200	.26	10 ea

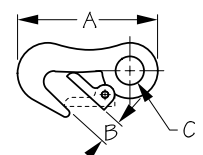
This Spring Hook features a spring-loaded closure for quick and easy connection. 1,200 lbs. breaking strength makes it suitable for a variety of applications. Constructed of electro-galvanized formed mild steel for corrosion protection.

⚠WARNING: Cancer and Reproductive Harm - www.P65Warnings.ca.gov



MALLEABLE UTILITY SNAP HOOK

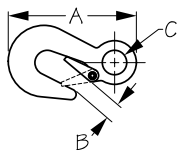
Cast Malleable Steel Nickel Plated



Bulk	Display	A	B	C	B.S. (lb.)	Wt.(lb.)	Std. Pack
155812	155812-1	3-7/16"	1/2"	11/16"	2,000	.28	10 ea

Breaking strength of 2,000 lbs. makes it suitable for a variety of applications. Constructed of nickel plated malleable cast steel.

⚠WARNING: Cancer and Reproductive Harm - www.P65Warnings.ca.gov

**UTILITY SNAP HOOK**

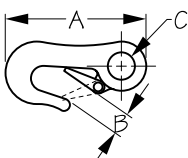
Electro-Galvanized Forged Steel



Bulk	Display	A	B	C	B.S. (lb.)	Wt.(lb.)	Std. Pack
155822	155822-1	3-7/8"	11/16"	3/4"	5,000	.43	10 ea

Features spring-loaded closure for quick, easy connections. 5,000 lb. breaking strength makes it suitable for a variety of applications, including winches and windlasses. Constructed of electro-galvanized formed mild steel for corrosion protection.

⚠ WARNING: Cancer and Reproductive Harm - www.P65Warnings.ca.gov

**HEAVY DUTY UTILITY SNAP HOOK**

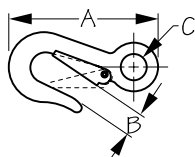
Electro-Galvanized Forged Steel



Bulk	Display	A	B	C	B.S. (lb.)	Wt.(lb.)	Std. Pack
155832	155832-1	4-1/4"	11/16"	3/4"	7,000	.43	10 ea

This Heavy Duty Utility Snap Hook features a spring-loaded closure for quick and easy connections. 7,000 lbs. breaking strength makes it ideal for many applications. Constructed of electro-galvanized formed mild steel for corrosion protection.

⚠ WARNING: Cancer and Reproductive Harm - www.P65Warnings.ca.gov

**MOORING SNAP HOOK**

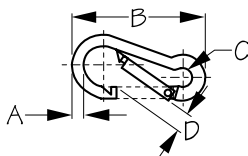
Cast Steel Nickel Plated



Bulk	Display	A	B	C	B.S. (lb.)	Wt.(lb.)	Std. Pack
155841	155841-1	3-15/16"	9/16"	3/4"	1,600	.26	10 ea

This Mooring Snap Hook features a spring-loaded closure for quick and easy connections. 1,600 lbs. breaking strength makes it ideal for many applications. Constructed of nickel plated malleable cast steel.

⚠ WARNING: Cancer and Reproductive Harm - www.P65Warnings.ca.gov

**SNAP HOOK**

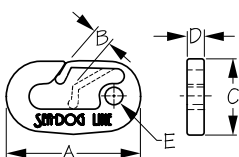
Electro-Galvanized Formed Mild Steel



Bulk	Display	A	B	C	D	B.S. (lb.)	Wt.(lb.)	Std. Pack
156060	156060-1	1/4"	2-3/8"	5/16"	5/16"	560	.06	10 ea
156080	156080-1	5/16"	3-3/16"	7/16"	7/16"	1,140	.14	10 ea
156100	156100-1	3/8"	3-15/16"	9/16"	1/2"	1,600	.29	10 ea
156120	156120-1	7/16"	4-3/4"	3/4"	5/8"	2,000	.42	10 ea
156140	n/a	1/2"	5-9/16"	3/4"	3/4"	2,800	.57	10 ea
156160	n/a	1/2"	6-1/4"	7/8"	7/8"	6,000	.78	10 ea
n/a	156080-5	Display POP-Snap Hook 5/16"-25 pcs.					3.69	1 ea
n/a	156100-5	Display POP-Snap Hook 3/8"-15 pcs.					4.88	1 ea

These Snap Hooks feature an interlocking, spring-loaded gate snap for quick attachment to a wide range of fixing points. For use with ropes, chains, straps, and small diameter cable. Ideal for multiple rigging and anchoring applications. Constructed of electro-galvanized formed mild steel for corrosion protection.

⚠ WARNING: Cancer and Reproductive Harm - www.P65Warnings.ca.gov

**SKI ROPE SNAP**

Injection Molded Nylon



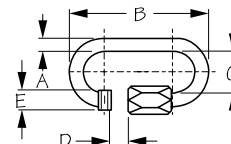
Bulk	Display	A	B	C	D	E	Wt.(lb.)	Std. Pack
157110	157110-1	3-1/4"	5/8"	1-13/16"	7/16"	7/16"	.05	10 ea

Provides a quick and easy way to attach ski ropes to ski tows. Constructed of UV stabilized injection molded nylon.



QUICK LINK

Electro-Galvanized Formed Mild Steel



Bulk	Display	A	B	C	D	E	B.S. (lb.)	Wt. (lb.)	Std. Pack
158003	158003-1	1/8"	1-7/16"	3/8"	3/16"	3/16"	1,100	.02 / .04	10 ea / 10 pr
158005	158005-1	3/16"	2"	1/2"	1/4"	5/16"	3,080	.04	10 ea
158006	158006-1	1/4"	2-1/4"	1/2"	5/16"	3/8"	4,400	.10	10 ea
158008	158008-1	5/16"	2-15/16"	11/16"	3/8"	7/16"	7,700	.18	10 ea
158010	158010-1	3/8"	3-1/2"	15/16"	1/2"	1/2"	12,100	.33	10 ea
158012	158012-1	1/2"	4-3/16"	15/16"	9/16"	9/16"	18,000	.53	10 ea
n/a	158008-5	Display POP-Quick Link 5/16"-25 pcs.						4.69	1 ea

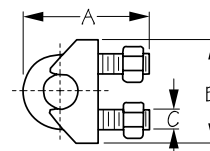
Reusable and removable Quick Links feature two-sided thread links designed for fast, easy connections between two lengths of chain or for attaching accessories to chain. Hex shaped bolt for easy opening. Ideal for chain repair, hammocks, and restraining gates. Constructed of electro-galvanized formed mild steel for corrosion protection.

⚠ WARNING: Cancer and Reproductive Harm - www.P65Warnings.ca.gov



MALLEABLE WIRE ROPE CLIP

Electro-Galvanized Malleable Steel



Bulk	Display	Wire Size	A	B	C	Wt. (lb.)	Std. Pack
159103	159103-1	1/8"	15/16"	7/8"	1/8"	.04 / .08	10 ea / 10 pr
159105	159105-1	3/16"	1-1/8"	1"	3/16"	.06 / .12	10 ea / 10 pr
159106	159106-1	1/4"	1-7/16"	1-1/4"	1/4"	.11 / .22	10 ea / 10 pr
159108	159108-1	5/16"	1-9/16"	1-3/8"	1/4"	.13 / .26	10 ea / 10 pr
159110	159110-1	3/8"	1-15/16"	1-5/8"	5/16"	.23 / .46	10 ea / 10 pr
159111	n/a	7/16"	2"	1-11/16"	5/16"	.23	10 ea
159112	159112-1	1/2"	2-7/16"	1-15/16"	3/8"	.34	10 ea
159116	n/a	5/8"	2-5/8"	2-3/16"	7/16"	.52	10 ea
159119	n/a	3/4"	3-1/16"	2-3/8"	1/2"	.87	10 ea
159122	n/a	7/8"	3-1/2"	2-13/16"	9/16"	1.33	10 ea
159126	n/a	1"	3-15/16"	3-1/16"	9/16"	1.78	10 ea

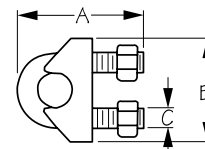
Malleable Wire Rope Clips are used to clamp the loose end of a length of wire rope once it has been looped back to form an eye. These fittings consist of a U-bolt and saddle secured by two nuts. Wire rope assemblies generally require multiple wire rope clips to secure the ends properly. Constructed of electro-galvanized malleable steel for corrosion protection. Not designed for overhead lifting applications.

⚠ WARNING: Cancer and Reproductive Harm - www.P65Warnings.ca.gov



WIRE ROPE CLIP

Investment Cast 316 Stainless Steel Body/304 Stainless Steel U-Bolt



Bulk	Display	Wire Size	A	B	C (Threads)	Wt. (lb.)	Std. Pack
159502	159502-1	2 mm	11/16"	9/16"	3 mm-.50	.02	10 ea
159503	159503-1	3 mm	13/16"	5/8"	3 mm-.50	.03	10 ea
159504	159504-1	4 mm	15/16"	3/4"	4 mm-.70	.04	10 ea
159505	159505-1	5 mm	1-1/8"	7/8"	5 mm-.80	.05	10 ea
159506	159506-1	6 mm	1-1/4"	1-1/16"	6 mm-1.00	.09	10 ea
159508	159508-1	8 mm	1-5/8"	1-3/8"	8 mm-1.25	.18	10 ea
159510	159510-1	10 mm	2"	1-3/4"	10 mm-1.50	.34	10 ea
159512	n/a	12 mm	2-1/2"	1-15/16"	12 mm-1.75	.53	10 ea

These Wire Rope Clips are used in conjunction with thimbles to offer an alternative to splicing looped ends of wire rope. These fittings consist of a U-bolt and saddle secured by two nuts. Recommended for use on uncoated wire rope only. Constructed of corrosion resistant stainless steel and feature metric threads. Not designed for overhead lifting applications.



3

Thimbles

Rings

Swivels

Pins

Turnbuckles

Webbing Slides
& Straps

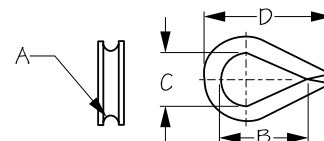
Hooks

Rigging Hardware



HEAVY DUTY THIMBLE

Stamped 304 Stainless Steel



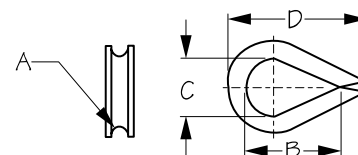
Bulk	Display	A (Wire Dia.)	B	C	D	Wt.(lb.)	Std. Pack
170002	170002-1	1/16"-3/32"	21/32"	3/8"	7/8"	.01 / .02	100 ea / 10 pr
170003	170003-1	1/8"	11/16"	3/8"	1"	.01 / .02	100 ea / 10 pr
170004	n/a	5/32"	13/16"	7/16"	1-1/8"	.01	100 ea
170005	170005-1	3/16"-7/32"	15/16"	1/2"	1-1/4"	.02 / .04	100 ea / 10 pr
170006	170006-1	1/4"	1-1/16"	19/32"	1-1/2"	.03 / .06	100 ea / 10 pr
170008	170008-1	5/16"	1-1/2"	7/8"	2"	.06	50 ea / 10 ea
170009	170009-1	3/8"	1-3/4"	15/16"	2-5/16"	.08	25 ea / 10 ea
170010	170010-1	7/16"	1-7/8"	1-1/16"	2-9/16"	.12	20 ea / 10 ea
170012	170012-1	1/2"	2-1/8"	1-1/8"	2-13/16"	.14	20 ea / 10 ea
170014	n/a	9/16"	2-1/4"	1-1/4"	3-1/16"	.22	10 ea
170016	170016-1	5/8"	2-5/8"	1-9/16"	3-7/16"	.29	10 ea
170020	170020-1	3/4"	3-7/16"	2"	4-1/4"	.63	10 ea
170022	n/a	7/8"	3-3/4"	2-3/16"	5"	.82	10 ea
170026	n/a	1"	4-1/2"	2-1/2"	5-15/16"	1.48	5 ea
170028	n/a	1-1/8"	5-1/4"	3"	6-13/16"	1.67	5 ea
170032	n/a	1-1/4"	5-1/8"	3-1/8"	8-1/16"	2.29	5 ea

These Heavy Duty Thimbles are used to protect wire or rope from contact with the load it is hoisting. The thimbles keep the eye splice from being crushed while reducing chafe and abrasion. Ideal for lines and running rigging. Constructed of corrosion resistant stamped 304 stainless steel.



LIGHT DUTY THIMBLE

Stamped 304 Stainless Steel



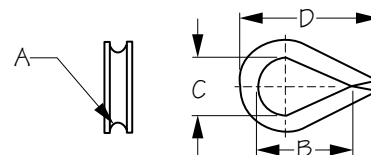
Bulk	Display	A (Wire Dia.)	B	C	D	Wt.(lb.)	Std. Pack
171206	n/a	1/4"	15/16"	1/2"	1-3/8"	.03	100 ea
171208	n/a	5/16"	1-5/16"	13/16"	1-7/8"	.05	50 ea
171210	n/a	3/8"	1-5/8"	1"	2-1/4"	.07	25 ea
171212	n/a	1/2"	1-15/16"	1-1/4"	2-5/8"	.09	25 ea
171216	n/a	5/8"	2-5/16"	1-1/2"	3-3/16"	.18	10 ea
171220	n/a	3/4"	2-5/8"	1-5/8"	3-9/16"	.25	10 ea

These Light Duty Thimbles are used to protect wire or rope from contact with the load it is hoisting. The thimbles keep the eye splice from being crushed while reducing chafe and abrasion. Ideal for general rigging applications. Constructed of corrosion resistant stamped 304 stainless steel.



LIGHT DUTY THIMBLE

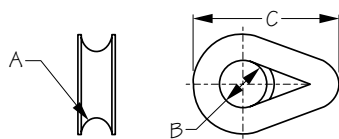
Stamped Steel Hot Dipped Galvanized



Bulk	Display	A (Wire Dia.)	B	C	D	Wt.(lb.)	Std. Pack
172006	n/a	1/4"	1-3/8"	11/16"	1-15/16"	.03	20 ea
172008	n/a	5/16"	1-9/16"	13/16"	2-1/8"	.07	20 ea
172010	n/a	3/8"	1-3/4"	7/8"	2-1/2"	.11	10 ea
172012	n/a	1/2"	1-7/8"	1-1/8"	2-3/4"	.16	10 ea
172016	n/a	5/8"	2-3/8"	1-3/8"	3-1/2"	.34	10 ea
172019	n/a	3/4"	2-5/8"	1-5/8"	3-3/4"	.51	10 ea
172022	n/a	7/8"	4-1/8"	2-7/16"	5-5/8"	.74	5 ea
172026	n/a	1"	4-1/4"	2-7/16"	5-5/8"	.86	5 ea

These Light Duty Thimbles are used to protect wire or rope from contact with the load it is hoisting. The thimbles keep the eye splice from being crushed while reducing chafe and abrasion. Ideal for anchor and mooring lines. Constructed of hot dipped galvanized stamped steel.

⚠ WARNING: Cancer and Reproductive Harm - www.P65Warnings.ca.gov

**THIMBLE**

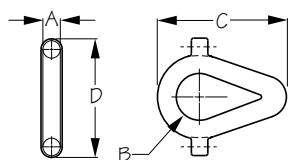
Injection Molded Nylon



Bulk	Display	Color	A (Rope Dia.)	B	C	Wt.(lb.)	Std. Pack
173571	n/a	Black	1/4"	9/16"	1-9/16"	.01	50 ea
173572	n/a	Black	5/16"	1"	2-11/16"	.02	25 ea
173573	n/a	Black	3/8"	1"	2-11/16"	.03	25 ea
173574	n/a	Black	1/2"	1"	2-7/8"	.04	20 ea
173576	n/a	Black	5/8"	1-1/16"	3-1/8"	.04	20 ea
173577	n/a	Black	3/4"	1-5/32"	3-9/16"	.07	10 ea
173579	n/a	Black	1"	1-3/4"	4-15/16"	.18	10 ea
173551	n/a	White	1/4"	9/16"	1-9/16"	.01	50 ea
173552	n/a	White	5/16"	1"	2-11/16"	.02	25 ea
173553	n/a	White	3/8"	1"	2-11/16"	.03	25 ea
173554	n/a	White	1/2"	1"	2-7/8"	.04	20 ea
173556	n/a	White	5/8"	1-1/16"	3-1/8"	.04	20 ea
173557	n/a	White	3/4"	1-5/32"	3-9/16"	.07	10 ea
173559	n/a	White	1"	1-3/4"	4-15/16"	.18	10 ea

These Thimbles are used to protect rope from contact with the load it is hoisting. The thimbles keep the eye splice from being crushed while reducing chafe and abrasion. Ideal for floating rope, pennants, and general rigging. Thimble size should match rope size. Constructed of UV resistant injection molded nylon.

⚠WARNING: Cancer and Reproductive Harm - www.P65Warnings.ca.gov

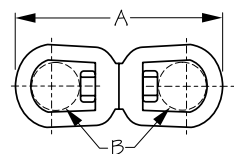
**THIMBLE WITH KEEPER**

Injection Molded Nylon



Bulk	Display	A (Rope Dia.)	B	C	D	Wt.(lb.)	Std. Pack
174571	n/a	1/4"	11/16"	1-7/8"	1-5/8"	.01	50 ea
174574	n/a	1/2"	1-1/8"	2-15/16"	2-11/16"	.04	20 ea
174576	n/a	5/8"	1-3/16"	3-3/8"	3"	.04	20 ea

These Thimbles with Keepers are used to protect rope from contact with the load it is hoisting. The thimbles keep the eye splice from being crushed while reducing chafe and abrasion. Ideal for floating rope, pennants and general rigging. Integral keepers reduce possibility of rope becoming separated from thimble. Thimble size should match rope size. Constructed of UV resistant injection molded nylon.

**EYE & EYE SWIVEL**

Forged Steel Hot Dipped Galvanized



Bulk	Display	Size	A	B	WLL (In Tons)	Wt.(lb.)	Std. Pack
181108	n/a	5/16"	4-1/4"	15/16"	3/4	.38	10 ea
181110	n/a	3/8"	5"	1-1/8"	1	.75	10 ea
181112	n/a	1/2"	6-1/2"	1-7/16"	1-1/2	1.42	10 ea
181116	n/a	5/8"	7-11/16"	1-9/16"	2	2.39	5 ea
181119	n/a	3/4"	8-7/8"	1-7/8"	4-3/4	3.66	5 ea

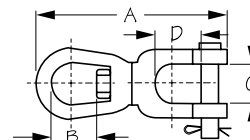
Eye & Eye Swivels link together two parts that have separate rotational directions, reducing knotting or twisting and relieving stress. Large eyes accommodate shackles for chain connections or eye splices with thimbles. Constructed of hot dipped galvanized forged steel.

⚠WARNING: Cancer and Reproductive Harm - www.P65Warnings.ca.gov



EYE & JAW SWIVEL

Forged Steel Hot Dipped Galvanized



Bulk	Display	Size	A	B	C	D	WLL (In Tons)	Wt.(lb.)	Std. Pack
181208	181208-1	5/16"	3-13/16"	7/8"	1/2"	7/8"	3/4	.38	10 ea
181210	181210-1	3/8"	4-9/16"	7/8"	5/8"	1"	1	.76	10 ea
181212	181212-1	1/2"	6"	1-7/16"	3/4"	1-1/4"	1-1/2	1.38	10 ea
181216	n/a	5/8"	7"	1-5/8"	7/8"	1-1/2"	2	2.23	5 ea
181219	n/a	3/4"	8"	1-11/16"	1-1/8"	1-3/4"	4-3/4	3.46	5 ea

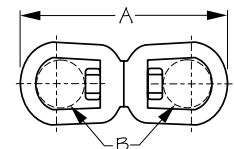
Eye & Jaw Swivels link together two parts that have separate rotational directions, reducing knotting or twisting and relieving stress. Constructed of hot dipped galvanized forged steel.

⚠WARNING: Cancer and Reproductive Harm - www.P65Warnings.ca.gov



EYE & EYE SWIVEL

Investment Cast 316 Stainless Steel



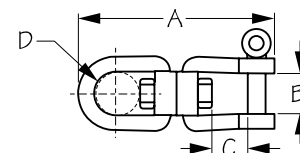
Bulk	Display	Size	A	B	Wt.(lb.)	Std. Pack
182106	n/a	1/4"	2-9/16"	9/16"	.11	10 ea
182108	n/a	5/16"	3-5/8"	13/16"	.30	10 ea
182110	n/a	3/8"	4-5/8"	15/16"	.58	10 ea
182112	n/a	1/2"	6"	1-3/16"	1.21	5 ea
182116	n/a	5/8"	7-5/16"	1-1/2"	2.00	1 ea
182119	n/a	3/4"	8-3/4"	1-9/16"	4.63	1 ea
182125	n/a	1"	11-1/2"	2-7/16"	9.88	1 ea

Eye & Eye Swivels link together two parts that have separate rotational directions, reducing knotting or twisting and relieving stress. Large eyes accommodate shackles for chain connections or eye splices with thimbles for anchor rods. Constructed of corrosion resistant investment cast 316 stainless steel. We do not load rate cast swivels.



EYE & JAW SWIVEL

Investment Cast 316 Stainless Steel Body w/ 304 Stainless Steel Pin



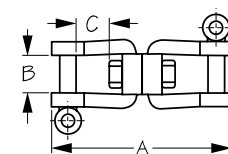
Bulk	Display	Size	A	B	C	D	Wt.(lb.)	Std. Pack
182206	182206-1	1/4"	2-9/16"	1/2"	7/16"	9/16"	.13	10 ea
182208	182208-1	5/16"	3-11/16"	5/8"	9/16"	13/16"	.34	10 ea
182210	182210-1	3/8"	4-5/8"	3/4"	7/8"	15/16"	.64	10 ea
182212	182212-1	1/2"	6"	1"	1-1/8"	1-3/16"	1.39	5 ea

Eye & Jaw Swivels link together two parts that have separate rotational directions, reducing knotting or twisting and relieving stress. Constructed of corrosion resistant investment cast 316 stainless steel. We do not load rate cast swivels.



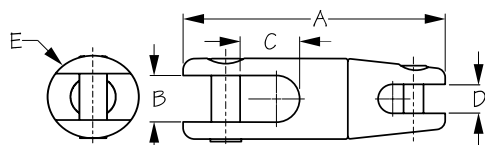
JAW & JAW SWIVEL

Investment Cast 316 Stainless Steel Body w/ 304 Stainless Steel Pin



Bulk	Display	Size	A	B	C	Wt.(lb.)	Std. Pack
182306	182306-1	1/4"	2-9/16"	1/2"	1/2"	.15	10 ea
182308	182308-1	5/16"	3-11/16"	5/8"	5/8"	.36	10 ea
182310	182310-1	3/8"	4-5/8"	3/4"	7/8"	.73	10 ea
182312	182312-1	1/2"	6"	1"	1-1/16"	1.64	5 ea

Jaw & Jaw Swivels link together two parts that have separate rotational directions, reducing knotting or twisting and relieving stress. Constructed of corrosion resistant investment cast 316 stainless steel. We do not load rate cast swivels.

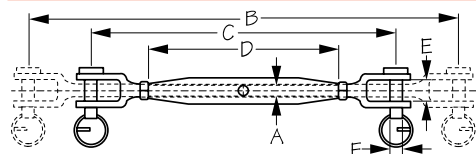
**ANCHOR SWIVEL**

Investment Cast 316 Stainless Steel



Bulk	Display	A	B	C	D	E	Chain Sizes	B.S. (lb.)	Wt. (lb.)	Std. Pack
182608	182608-1	3-9/16"	5/8"	13/16"	13/32"	1-1/8"	1/4"-5/16"	5,500	.52	1 ea
182612	182612-1	4-11/16"	13/16"	1-1/16"	9/16"	1-5/8"	5/16"-1/2"	17,000	1.17	1 ea
182614	n/a	5-1/2"	1-1/8"	1-3/16"	5/8"	2"	1/2"-5/8"	21,500	2.54	1 ea

Anchor Swivels are designed to easily slide over anchor rollers, preventing snagging, minimizing wear on the bow roller and windlass. These precision, high quality swivels feature double locking pins for extra security. Can be used between anchor and chain or between chain and line. Constructed of corrosion resistant investment cast AISI 316 stainless steel. Pin threads must be coated with Blue Loctite or Anti-seize to prevent galling. Hex wrench for 182608 & 182612 is 4 mm, 182614 is 5 mm, wrenches not included.

**JAW & JAW TURNBUCKLE**

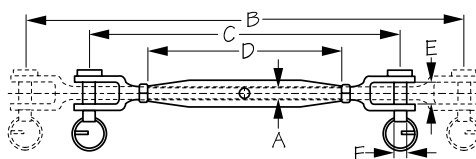
Machined 316 Stainless Steel



Bulk	Display	A (Threads)	B	C	D	E	F	B.S. (lb.)	Wt. (lb.)	Std. Pack
185105	n/a	5 mm-.80 mm	7-1/16"	4-3/4"	3-1/8"	1/4"	3/16"	1,980	.11	1 ea
185106	n/a	1/4"-28	8-1/4"	5-15/16"	3-9/16"	3/8"	1/4"	2,860	.22	1 ea
185108	n/a	5/16"-24	9-7/8"	6-7/8"	4-5/16"	7/16"	5/16"	5,500	.33	1 ea
185110	n/a	3/8"-24	11"	7-7/8"	4-3/4"	1/2"	3/8"	7,700	.55	1 ea
185112	n/a	1/2"-20	14-9/16"	9-5/8"	5-15/16"	9/16"	1/2"	11,880	1.15	1 ea
185116	n/a	5/8"-18	17-1/8"	12-3/16"	7-1/2"	7/8"	9/16"	17,600	2.20	1 ea

Jaw & Jaw Turnbuckles are used for adjusting the tension and/or length of ropes and cables. They consist of two threaded bolts screwed into each end of a metal body, one with left-hand thread and the other with right-hand thread. The tension can be adjusted by rotating the body, causing both bolts to be screwed in or out simultaneously, without twisting the bolts or attached cables. All thread sizes and wire rope sizes now conform to U.S. standards and are interchangeable with most other U.S. manufacturers. 185105 has 5 mm metric threads. Constructed of corrosion resistant machined AISI 316 stainless steel with an electropolished bright finish.

Turnbuckles should be lubricated before their first use and regularly thereafter. They should also be regularly rinsed with fresh water and inspected for signs of damage such as bent terminals or cracking at thread roots or end of thread. End fittings should be checked to ensure uninhibited universal movement.

**JAW & JAW TURNBUCKLE**

Machined 316 Stainless Steel



Bulk	Display	A (Threads)	B	C	D	E	F	B.S. (lb.)	Wt. (lb.)	Std. Pack
185505	n/a	5 mm-.80 mm	7-1/16"	4-13/16"	3-3/16"	1/4"	3/16"	1,980	.09	1 ea
185506	n/a	6 mm-1.00 mm	8-3/8"	5-1/2"	3-9/16"	5/16"	1/4"	2,860	.21	1 ea
185508	n/a	8 mm-1.25 mm	9-3/4"	6-3/8"	4-1/4"	1/2"	5/16"	5,500	.35	1 ea
185510	n/a	10 mm-1.50 mm	11-3/4"	7-7/8"	4-7/8"	1/2"	3/8"	7,700	.60	1 ea
185512	n/a	12 mm-1.75 mm	14-1/2"	9-5/8"	5-7/8"	5/8"	7/16"	12,000	1.00	1 ea
185514	n/a	14 mm-2.00 mm	16-1/4"	10-3/4"	6-5/8"	5/8"	1/2"	17,600	1.54	1 ea
185516	n/a	16 mm-2.00 mm	18-1/4"	12"	7-1/2"	11/16"	5/8"	28,600	2.11	1 ea
185519	n/a	20 mm-2.50 mm	19-1/2"	13-1/2"	8-5/16"	3/4"	3/4"	35,000	3.61	1 ea

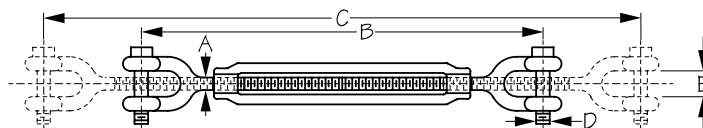
Jaw & Jaw Turnbuckles are used for adjusting the tension and/or length of ropes and cables. They consist of two threaded bolts screwed into each end of a metal body, one with left-hand thread and the other with right-hand thread. The tension can be adjusted by rotating the body, causing both bolts to be screwed in or out simultaneously, without twisting the bolts or attached cables. These Jaw & Jaw Turnbuckles feature Metric threads. Constructed of corrosion resistant machined AISI 316 stainless steel and features an electropolished bright finish.

Turnbuckles should be lubricated before their first use and regularly thereafter. They should also be regularly rinsed with fresh water and inspected for signs of damage such as bent terminals or cracking at thread roots or end of thread. End fittings should be checked to ensure uninhibited universal movement.



JAW & JAW TURNBUCKLE

Forged Steel Hot Dipped Galvanized



Bulk	Display	A (Threads)	B	C	D	E	Wt.(lb.)	Std. Pack
186100	n/a	1/4"-28	7-1/2"	11-1/2"	1/4"	3/8"	.40	10 ea
186110	n/a	5/16"-24	8-7/8"	13-1/4"	1/4"	1/2"	.57	10 ea
186121	n/a	3/8"-24	10-1/2"	16-1/2"	5/16"	1/2"	.93	10 ea
186131	n/a	1/2"-20	12-1/2"	18-1/2"	3/8"	5/8"	1.68	10 ea

Jaw & Jaw Turnbuckles are used for adjusting the tension and/or length of ropes and cables. They consist of two threaded bolts screwed into each end of a metal body, one with left-hand thread and the other with right-hand thread. The tension can be adjusted by rotating the body, causing both bolts to be screwed in or out simultaneously, without twisting the bolts or attached cables. Constructed of hot dipped galvanized forged steel for corrosion resistance.

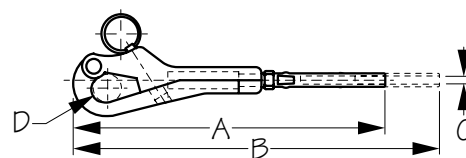
Turnbuckles should be lubricated before their first use and regularly thereafter. They should also be regularly rinsed with fresh water and inspected for signs of damage such as bent terminals or cracking at thread roots or end of thread. End fittings should be checked to ensure uninhibited universal movement.

⚠WARNING: Cancer and Reproductive Harm - www.P65Warnings.ca.gov



PELICAN HOOK

Investment Cast 316 Stainless Steel



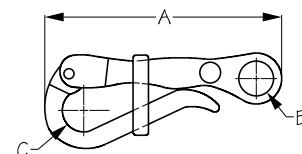
Bulk	Display	A	B	C (End Fitting)	D	Thread	Wt.(lb.)	Std. Pack
189700	n/a	3-15/16"	Body Only	n/a	5/8"	5/16"-24 RH	.31	10 ea
189705	n/a	6-7/8"	8-3/8"	3/16" Wire	5/8"	5/16"-24 RH	.41	5 ea

These Pelican Hooks open with a pull of the quick release plunger, then close automatically when pressed shut. Capable of being released under load, these hooks are used as a removable fastener where a gate is required. Available in 5/16"-24 UNF right-hand thread direction only. For use with 3/16" wire. Constructed of corrosion resistant investment cast 316 stainless steel. 189705 includes both swage terminal and locknut.



PELICAN HOOK

Sand Cast Bronze



Bulk	Display	A	B	C	Finish	Wt.(lb.)	Std. Pack
189780	n/a	4"	1/2"	3/8"	Bronze	.22	10 ea

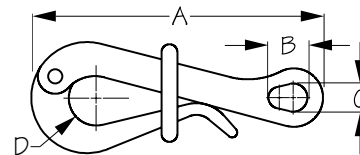
This Pelican Hook features a hinged link that can be quickly secured or released by a sliding ring. Capable of being released under load, these hooks are used as a removable fastener where a gate is required. Eye allows line to be spliced directly to the hook or attached by way of a turnbuckle fork. Constructed of durable sand cast bronze.

⚠WARNING: Cancer and Reproductive Harm - www.P65Warnings.ca.gov



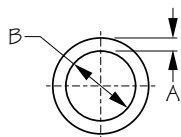
PELICAN HOOK

Investment Cast 316 Stainless Steel



Bulk	Display	A	B	C	D	Wt.(lb.)	Std. Pack
189785	189785-1	4"	1/2"	3/8"	3/4"	.23	10 ea

This Pelican Hook features a hinged link that can be quickly secured or released by a sliding ring. Capable of being released under load, these hooks are used as a removable fastener where a gate is required. Eye allows line to be spliced directly to the hook or attached by way of a turnbuckle fork. Constructed of corrosion resistant investment cast 316 stainless steel.

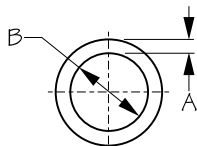
**ROUND RING**

Injection Molded Nylon



Bulk	Display	A	B	Color	Wt.(lb.)	Std. Pack
190580	n/a	3/8"	2"	Black	.03	20 ea
190583	n/a	9/32"	1-1/4"	Black	.01	20 ea
190570	n/a	3/8"	2"	White	.03	20 ea
190571	n/a	5/16"	1-1/2"	White	.02	20 ea
190573	n/a	9/32"	1-1/4"	White	.01	20 ea
190579	n/a	1/4"	1"	White	.01	20 ea

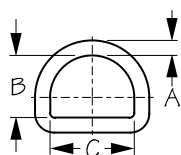
⚠ **WARNING:** Cancer and Reproductive Harm - www.P65Warnings.ca.gov

**ROUND RING**

Formed 304 Stainless Steel



Bulk	Display	A	B	B.S. (lb.)	WLL (lb.)	Wt.(lb.)	Std. Pack
191207	n/a	1/8"	3/4"	650	162	.02	10 ea
191307	n/a	3/16"	3/4"	1,000	250	.03	10 ea
191310	n/a	3/16"	1"	1,000	250	.03	10 ea
191312	n/a	3/16"	1-3/16"	1,000	250	.04	10 ea
191410	n/a	1/4"	1"	2,700	675	.05	10 ea
191412	n/a	1/4"	1-1/4"	2,700	675	.06	10 ea
191415	n/a	1/4"	1-1/2"	2,700	675	.08	10 ea
191512	n/a	5/16"	1-1/4"	5,000	1,250	.11	10 ea
191515	n/a	5/16"	1-1/2"	5,000	1,250	.13	10 ea
191517	n/a	5/16"	1-3/4"	5,000	1,250	.15	10 ea
191520	n/a	5/16"	2"	5,000	1,250	.16	10 ea
191522	n/a	5/16"	2-1/4"	5,000	1,250	.18	10 ea
191620	n/a	3/8"	2"	6,200	1,550	.20	10 ea
191625	n/a	3/8"	2-1/2"	6,200	1,550	.24	10 ea
191632	n/a	3/8"	3-1/4"	6,200	1,550	.31	10 ea
191725	n/a	7/16"	2-1/2"	8,500	2,125	.38	10 ea

**D-RING**

Formed 304 Stainless Steel



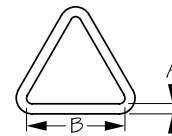
Bulk	Display	A	B	C	Wt.(lb.)	Std. Pack
191830	n/a	3/16"	15/16"	1-1/16"	.03	10 ea
191831	n/a	3/16"	1-1/2"	1-3/4"	.06	10 ea
191832	n/a	3/16"	2"	2-3/8"	.08	10 ea
191840	n/a	1/4"	1-5/16"	1-1/2"	.06	10 ea
191841	n/a	1/4"	1-3/4"	2"	.08	10 ea
191842	n/a	1/4"	2-1/8"	2-3/8"	.11	10 ea
191843	n/a	1/4"	2-3/8"	2-3/4"	.13	10 ea
191851	n/a	5/16"	1-3/4"	2"	.12	10 ea
191852	n/a	5/16"	2-3/8"	2-3/4"	.20	10 ea
191853	n/a	5/16"	2-5/8"	3-1/8"	.25	10 ea

D-Rings are used primarily as a lashing point for light loads or tie-down applications. Used in conjunction with a metal pad eye they are ideal for attaching ropes, chains, or straps. Constructed of corrosion resistant formed 304 stainless steel.



TRIANGLE RING

Formed 304 Stainless Steel

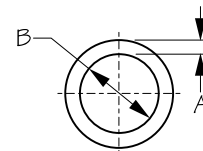


Bulk	Display	A	B	Wt.(lb.)	Std. Pack
191921	n/a	1/8"	1-1/8"	.02	10 ea
191943	n/a	1/4"	1-1/2"	.08	10 ea
191953	n/a	5/16"	2"	.16	10 ea



ROUND RING

Die Cast Manganese Bronze



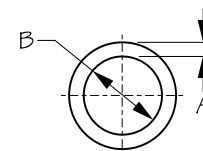
Bulk	Display	A	B	Wt.(lb.)	Std. Pack
192027	n/a	3/16"	1-1/16"	.03	10 ea
192029	n/a	3/16"	1-1/8"	.04	10 ea
192038	n/a	1/4"	1-1/2"	.07	10 ea

⚠ WARNING: Cancer and Reproductive Harm - www.P65Warnings.ca.gov



ROUND RING

Formed Steel Hot Dipped Galvanized



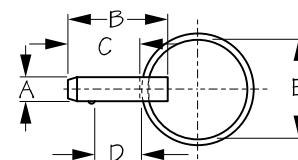
Bulk	Display	A	B	Wt.(lb.)	Std. Pack
192415	n/a	1/4"	1-1/2"	.09	10 ea
192420	n/a	1/4"	2"	.11	10 ea
192425	n/a	1/4"	2-1/2"	.13	10 ea
192520	n/a	5/16"	2"	.17	10 ea
192525	n/a	5/16"	2-1/2"	.18	10 ea
192530	n/a	5/16"	3"	.19	10 ea
192625	n/a	3/8"	2-1/2"	.21	10 ea
192630	n/a	3/8"	3"	.30	10 ea
192830	n/a	1/2"	3"	.70	10 ea
192840	n/a	1/2"	4"	.80	10 ea
192940	n/a	5/8"	4"	1.34	10 ea
192950	n/a	5/8"	5"	1.63	10 ea

⚠ WARNING: Cancer and Reproductive Harm - www.P65Warnings.ca.gov



RELEASE PIN

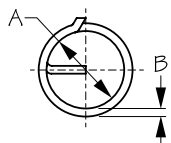
Formed 304 Stainless Steel



Bulk	Display	A	B	C	D	E	Wt.(lb.)	Std. Pack
193410	193410-1	1/4"	1"	3/4"	7/16"	1"	.02 / .04	10 ea / 10 pr
193415	193415-1	1/4"	1-1/2"	1-1/4"	7/8"	1"	.03 / .06	10 ea / 10 pr
193420	193420-1	1/4"	2-1/16"	1-7/8"	1-1/2"	1"	.04 / .08	10 ea / 10 pr
193425	193425-1	1/4"	2-1/2"	2-3/16"	1-15/16"	1"	.04 / .08	10 ea / 10 pr

Standard duty detent Release Pins are ideal for basic holding and removal applications that don't require a positive locking ball feature. These quick release pins are activated by a push or pull motion. The detent ball depresses and springs up for "quick release" applications. This robust, durable design is suitable for repetitive-use applications. Ideal for anchor clevis fittings, hinge pins, or to replace cotter pins where frequent removal is necessary. Includes split ring for attachment of optional lanyard. Constructed of corrosion resistant formed 304 stainless steel. Deck Hinge (pictured below) not included.

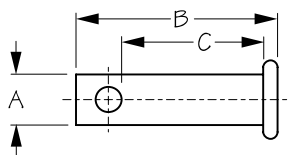


**SPLIT RING**

Formed 316 Stainless Steel



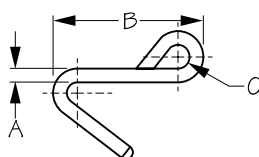
Bulk	Display	A	B	Pcs. Per Set	Wt.(lb.)	Std. Pack
193561	n/a	11/32"	1/32"	n/a	.01	20 ea
193562	193562-1	15/32"	1/16"	4	.01 / .04	20 ea / 10 sets
193563	193563-1	5/8"	1/16"	4	.01 / .04	20 ea / 10 sets
193564	193564-1	3/4"	3/32"	3	.01 / .03	20 ea / 10 sets

**CLEVIS PIN**

Formed 316 Stainless Steel



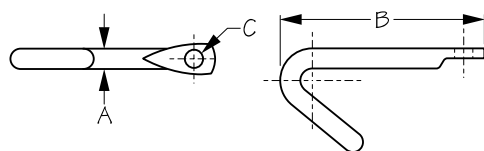
Bulk	Display	A	B	C	Wt.(lb.)	Std. Pack
193605	193605-1	3/16" - 5 mm	3/4"	9/16"	.01	10 ea
193606	193606-1	1/4" - 6 mm	7/8"	5/8"	.01	10 ea
193608	193608-1	5/16" - 8 mm	1"	3/4"	.03	10 ea
193610	193610-1	3/8" - 10 mm	1-1/8"	7/8"	.04	10 ea
193611	193611-1	7/16" - 11 mm	1-5/16"	15/16"	.05	10 ea
193612	193612-1	1/2" - 12 mm	1-3/8"	1"	.33	10 ea
193614	193614-1	9/16" - 13 mm	1-3/4"	1-7/16"	.43	10 ea

**CUNNINGHAM HOOK**

Formed 304 Stainless Steel



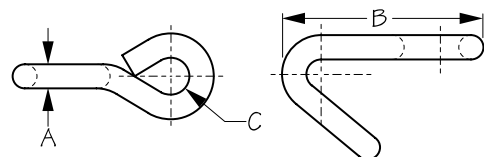
Bulk	Display	A	B	C	Wt.(lb.)	Std. Pack
195110	195110-1	1/4"	2-9/16"	7/16"	.09	10 ea

**LASHING HOOK**

Formed 304 Stainless Steel



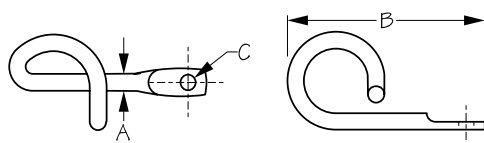
Bulk	Display	A	B	C	Wt.(lb.)	Std. Pack
195210	195210-1	5/16"	2-3/4"	1/4"	.11	10 ea

**REEFING HOOK**

Formed 304 Stainless Steel



Bulk	Display	A	B	C	Wt.(lb.)	Std. Pack
195310	195310-1	5/16"	2-1/2"	1/2"	.09	10 ea
195320	195320-1	3/8"	3-1/2"	1/2"	.23	10 ea

**MAIN SAIL HOOK**

Formed 304 Stainless Steel

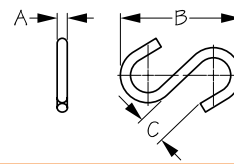


Bulk	Display	A	B	C	Wt.(lb.)	Std. Pack
195410	195410-1	5/16"	3-3/4"	1/4"	.17	10 ea



S-HOOK

Formed 304 Stainless Steel

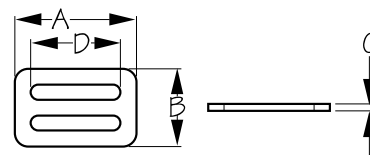


Bulk	Display	A	B	C	Wt.(lb.)	Std. Pack
198105	198105-1	3/16"	2-3/16"	5/8"	.03	10 ea



WEBBING SLIDE

Stamped 304 Stainless Steel

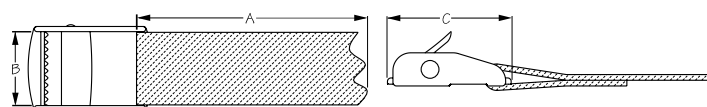


Bulk	Display	A	B	C	D	Wt.(lb.)	Std. Pack
199011	n/a	1-3/8"	7/8"	1/16"	1"	.01	10 ea
199012	n/a	2-1/2"	1-1/4"	1/16"	2"	.04	10 ea
199013	n/a	2-1/2"	1-1/4"	1/8"	2"	.06	10 ea



WEBBING CAM BUCKLE STRAP

Cast 304 Stainless Steel/Nylon Webbing



Bulk	Display	A	B	C	Type	Wt.(lb.)	Std. Pack
199101	199101-1	Buckle Only	1"	1-3/4"	Light Duty	.08	10 ea
199102	199102-1	Buckle Only	1"	1-3/4"	Heavy Duty	.10	10 ea
199121	199121-1	8 Feet	1"	1-3/4"	Light Duty	.35	10 ea
199122	199122-1	8 Feet	1"	1-3/4"	Heavy Duty	.37	10 ea


These Webbing Cam Buckle Straps are 8' long. The light duty buckle has a working load limit of 550 pounds and the heavy duty buckle has a working load limit of 880 pounds. Buckles available with or without webbing strap attached. Constructed of corrosion resistant cast 304 stainless steel with a nylon webbing strap.



LED Rod Holder

325181-1


This patented LED RGB Rod Holder features a translucent tube insert with bright RGB LEDs.



LED Tube Insert

325189-1

Retrofit your existing rod holder by removing your existing liner, installing the tube insert and cutting it to your mounting face angle.



LED Rod Holder Cap Light

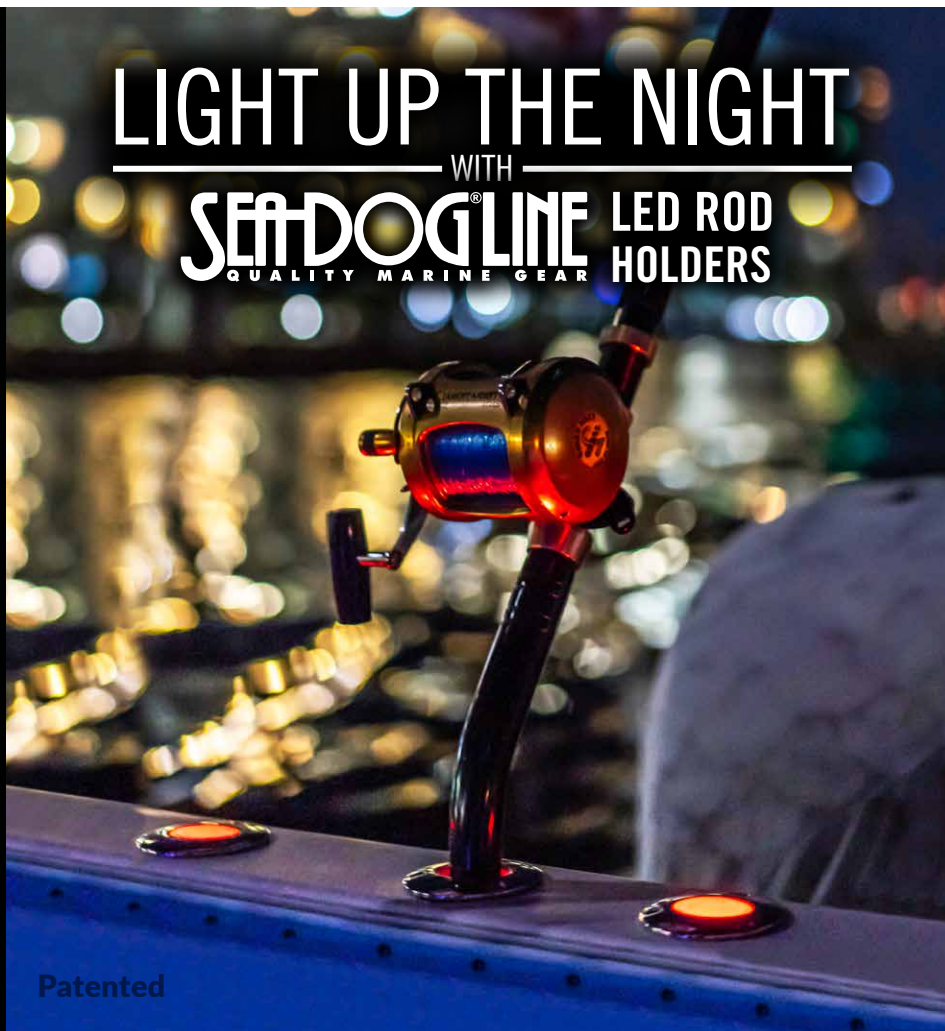
325188-1

This patented LED RGB Rod Holder Cap attaches on the bottom of any 2" diameter rod holder.



Bluetooth Smartphone Controller, 403051-1

Allows you to operate LED lights with an app on your smartphone. Numerous color changing modes with adjustable speed and brightness levels. Also includes six timer settings, music sync, color change via phone shake, and photo color match.



4

Hinges

Hasps

Padlock Eyes

Barrels Bolts

Door Handles

Door Accessories

Handles

Latches

Padlocks & Lock
Boxes

Push Button
Latches

Steering Wheels

Engine Controls

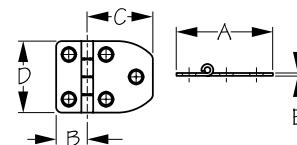
Cabinet Hardware





SHORT SIDE DOOR HINGE

Stamped 304 Stainless Steel



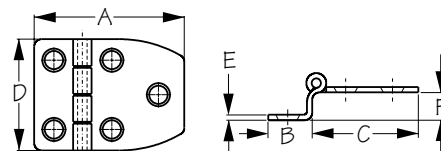
Bulk	Display	A	B	C	D	E	Fastener	Wt.(lb.)	Std. Pack
201020	201020-1	2"	11/16"	1-5/16"	1-1/2"	1/16"	#8 FH	.05 / .10	10 ea / 10 pr

This Short Side Door Hinge is great for interior and exterior applications such as cabinets, hatches, folding tables, or seats where mounting space is tight. Constructed of corrosion resistant stamped 304 stainless steel. Installs with five #8 FH fasteners (not included).



OFFSET SHORT SIDE DOOR HINGE

Stamped 304 Stainless Steel



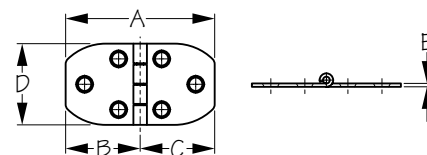
Bulk	Display	A	B	C	D	E	F	Fastener	Wt.(lb.)	Std. Pack
201025	201025-1	2"	5/8"	1-3/8"	1-1/2"	1/16"	3/8"	#8 FH	.10 / .20	10 ea / 10 pr

This Offset Short Side Door Hinge is great for interior and exterior applications such as cabinets, hatches, folding tables, or seats where mounting space is tight. Designed to be mounted on the front surface of a raised door. Constructed of corrosion resistant stamped 304 stainless steel. Installs with five #8 FH fasteners (not included).



DOOR HINGE

Stamped 304 Stainless Steel



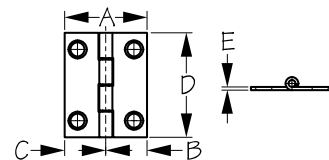
Bulk	Display	A	B	C	D	E	Fastener	Wt.(lb.)	Std. Pack
201030	201030-1	2-3/4"	1-3/8"	1-3/8"	1-1/2"	1/16"	#8 FH	.07 / .14	10 ea / 10 pr

These Door Hinges are constructed of corrosion resistant stamped 304 stainless steel to withstand the harsh marine environment. Installs with six #8 FH fasteners (not included).



BUTT HINGE

Stamped 304 Stainless Steel



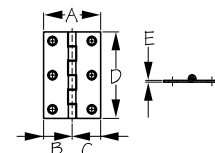
Bulk	Display	A	B	C	D	E	Fastener	Wt.(lb.)	Std. Pack
201070	201070-1	1-1/4"	5/8"	5/8"	1-1/2"	1/16"	#8 FH	.03 / .06	10 ea / 10 pr
201071	201071-1	1-1/2"	3/4"	3/4"	2"	1/16"	#8 FH	.06 / .12	10 ea / 10 pr
201072	201072-1	2"	1"	1"	2"	1/16"	#8 FH	.07 / .14	10 ea / 10 pr

These Butt Hinges consist of two rectangular leaves that attach to the abutting surfaces of a door and door jamb. Designed to be mortised for a flush installation. Constructed of corrosion resistant stamped 304 stainless steel. Installs with four #8 FH fasteners (not included).



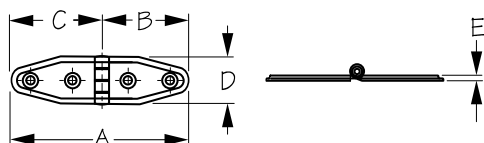
BUTT HINGE

Stamped 304 Stainless Steel



Bulk	Display	A	B	C	D	E	Fastener	Wt.(lb.)	Std. Pack
201080	201080-1	2"	1"	1"	3"	1/16"	#8 FH	.11 / .22	10 ea / 10 pr
201081	201081-1	3"	1-1/2"	1-1/2"	3"	1/16"	#8 FH	.16 / .32	10 ea / 10 pr

These Butt Hinges consist of two rectangular leaves that attach to the abutting surfaces of a door and door jamb. Designed to be mortised in for a flush installation. Constructed of corrosion resistant stamped 304 stainless steel. Installs with six #8 FH fasteners (not included).

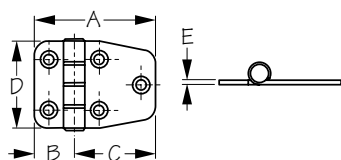
**STRAP HINGE**

Stamped 304 Stainless Steel



Bulk	Display	A	B	C	D	E	Fastener	Wt.(lb.)	Std. Pack
201134	201134-1	4"	2"	2"	1-1/8"	1/8"	#8 FH	.08 / .16	10 ea / 10 pr
201136	201136-1	6-1/8"	3-1/16"	3-1/16"	1-1/8"	1/8"	#8 FH	.11 / .22	10 ea / 10 pr

These Strap Hinges consist of two long narrow leaves extending from a single knuckle. Commonly used for surface mounting dock box lids, fish holds, etc. They are good for outdoor applications where the hinges will be in frequent use. Constructed of corrosion resistant stamped 304 stainless steel. Installs with #8 fasteners (not included).

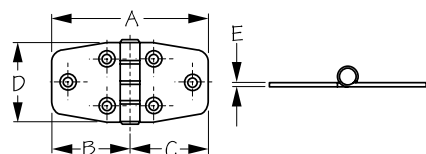
**SHORT SIDE DOOR HINGE**

Stamped 304 Stainless Steel



Bulk	Display	A	B	C	D	E	Fastener	Wt.(lb.)	Std. Pack
201510	201510-1	2-1/8"	11/16"	1-7/16"	1-1/2"	1/16"	#8 FH	.09 / .18	10 ea / 10 pr

These Short Side Door Hinges are great for interior and exterior applications such as cabinets, hatches, folding tables, or seats where mounting space is tight. Constructed of corrosion resistant stamped 304 stainless steel. Installs with five #8 FH fasteners (not included).

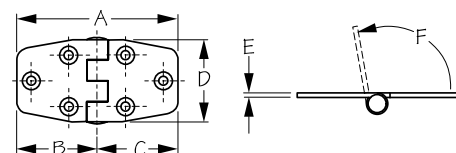
**DOOR HINGE**

Stamped 304 Stainless Steel



Bulk	Display	A	B	C	D	E	Fastener	Wt.(lb.)	Std. Pack
201530	201530-1	2-7/8"	1-7/16"	1-7/16"	1-1/2"	1/16"	#8 FH	.11 / .22	10 ea / 10 pr
201531	201531-1	3-15/16"	1-7/8"	1-7/8"	1-1/2"	1/16"	#8 FH	.13 / .26	10 ea / 10 pr

These Door Hinges are constructed of corrosion resistant stamped 304 stainless steel to withstand the harsh marine environment. Installs with six #8 FH fasteners (not included).

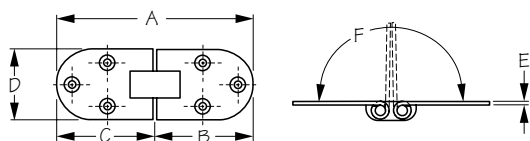
**FLUSH DOOR HINGE**

Stamped 304 Stainless Steel



Bulk	Display	A	B	C	D	E	F	Fastener	Wt.(lb.)	Std. Pack
201535	201535-1	2-7/8"	1-7/16"	1-7/16"	1-1/2"	1/16"	100°	#8 FH	.11 / .22	10 ea / 10 pr

This Flush Door Hinge features a knuckle that sits below the mounting surface, creating a smooth, flat design perfect for deck surfaces or where lines might snag. In door applications, they fit flush with the frame and are completely invisible in the closed position giving cabinet fronts a sleek, clean look. 100° degrees of motion. Ideal for recessed deck hatches or lids. Constructed of corrosion resistant stamped 304 stainless steel. Installs with six #8 FH fasteners (not included).

**FLUSH TWO PIN HINGE - LONG**

Stamped 304 Stainless Steel



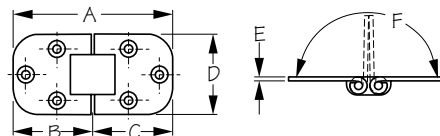
Bulk	Display	A	B	C	D	E	F	Fastener	Wt.(lb.)	Std. Pack
201550	201550-1	3-1/4"	1-5/8"	1-5/8"	1-3/16"	1/16"	180°	#6 FH	.09 / .18	10 ea / 10 pr

This Long Flush Two Pin Hinge opens 180°, making it ideal for folding tables or doors that must fold back flat. Constructed of corrosion resistant stamped 304 stainless steel. Installs with six #6 FH fasteners (not included).



FLUSH TWO PIN HINGE

Stamped 304 Stainless Steel



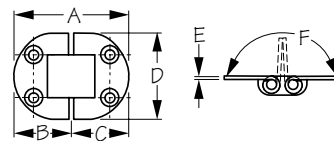
Bulk	Display	A	B	C	D	E	F	Fastener	Wt.(lb.)	Std. Pack
201551	201551-1	3"	1-1/2"	1-1/2"	1-1/2"	1/16"	180°	#8 FH	.13 / .26	10 ea / 10 pr

This Flush Two Pin Hinge opens 180°, making it ideal for folding tables or doors that must fold back flat. Constructed of corrosion resistant stamped 304 stainless steel. Installs with six #8 FH fasteners (not included).



ROUND SIDE TWO PIN HINGE

Stamped 304 Stainless Steel



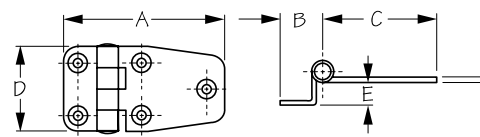
Bulk	Display	A	B	C	D	E	F	Fastener	Wt.(lb.)	Std. Pack
201554	201554-1	2"	1"	1"	1-1/2"	1/16"	180°	#8 FH	.10 / .20	10 ea / 10 pr
201555	201555-1	3"	1-1/2"	1-1/2"	1-1/2"	1/16"	180°	#8 FH	.12 / .24	10 ea / 10 pr

These Round Side Two Pin Hinges open 180°, making them ideal for folding tables or doors that must fold back flat. Good for use in tight spaces. Constructed of corrosion resistant stamped 304 stainless steel. Installs with #8 FH fasteners (not included).



OFFSET SHORT SIDE DOOR HINGE

Stamped 304 Stainless Steel



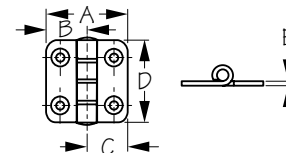
Bulk	Display	A	B	C	D	E	F	Fastener	Wt.(lb.)	Std. Pack
201570	201570-1	2-3/4"	3/4"	2"	1-1/2"	3/8"	1/16"	#8 FH	.12 / .24	10 ea / 10 pr
201572	201572-1	2-1/2"	5/8"	1-7/8"	1-1/2"	3/4"	1/16"	#8 FH	.13 / .26	10 ea / 10 pr

These Offset Short Side Door Hinges are designed to allow more open access by moving the pivot point of the door further away from the hinge. This simple solution provides extra clearance while avoiding the need to create a larger opening by installing a new door frame. Surface mounted on the front side of a raised door, they are used where the hinge does not need to be concealed. Constructed of corrosion resistant 304 stamped stainless steel. Installs with five #8 FH fasteners (not included).



BUTT HINGE

Stamped 304 Stainless Steel



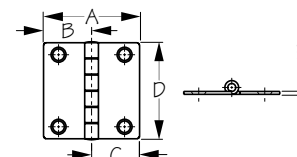
Bulk	Display	A	B	C	D	E	Fastener	Wt.(lb.)	Std. Pack
201580	201580-1	1-3/8"	11/16"	11/16"	1-1/2"	1/16"	#8 FH	.08 / .16	10 ea / 10 pr

These Butt Hinges consist of two rectangular leaves that attach to the abutting surfaces of a door and door jamb. Usually mortised or recessed into both surfaces they are joined together by a hinge pin. Constructed of corrosion resistant stamped 304 stainless steel. Installs with four #8 FH fasteners (not included).



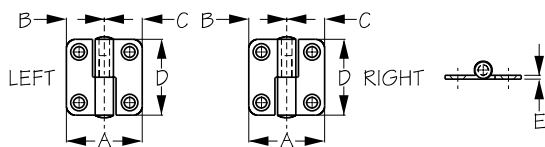
BUTT HINGE

Stamped 304 Stainless Steel



Bulk	Display	A	B	C	D	E	Fastener	Wt.(lb.)	Std. Pack
201582	201582-1	2"	1"	1"	2"	1/16"	#8 FH	.09 / .18	10 ea / 10 pr

These Butt Hinges consist of two rectangular leaves that attach to the abutting surfaces of a door and door jamb. Usually mortised or recessed into both surfaces they are joined together by a hinge pin. Constructed of corrosion resistant stamped 304 stainless steel. Installs with four #8 FH fasteners (not included).

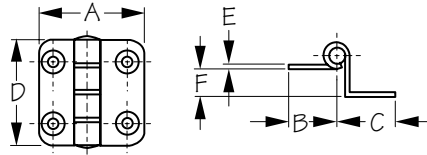
**TAKE-APART HINGE**

Stamped 304 Stainless Steel



Bulk	Display	A	B	C	D	E	Side	Fastener	Wt.(lb.)	Std. Pack
201585	n/a	1-1/2"	3/4"	3/4"	1-1/2"	1/16"	Right	#10 FH	.07	10 ea
201586	n/a	1-1/2"	3/4"	3/4"	1-1/2"	1/16"	Left	#10 FH	.07	10 ea

Take-Apart Hinges allow a door or lid to be removed after installation without having to remove the fasteners. Designed for situations where occasional removal may be required for easy stowing or cleaning. Constructed of corrosion resistant stamped 304 stainless steel. Installs with four #10 FH fasteners (not included). Right side hinge (201585) pictured.

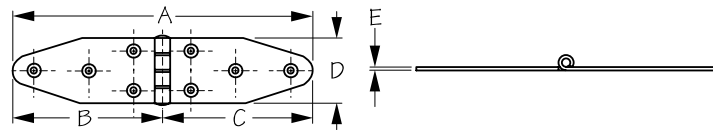
**OFFSET BUTT HINGE**

Stamped 304 Stainless Steel



Bulk	Display	A	B	C	D	E	F	Fastener	Wt.(lb.)	Std. Pack
201590	201590-1	1-1/2"	3/4"	3/4"	1-1/2"	1/16"	3/8"	#8 FH	.09 / .18	10 ea / 10 pr

These Offset Butt Hinges are designed to be mounted on the front surface of a raised door with a 3/8" offset on one side. Constructed of corrosion resistant stamped 304 stainless steel. Installs with four #8 FH fasteners (not included).

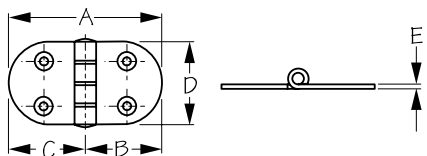
**HEAVY DUTY STRAP HINGE**

Stamped 304 Stainless Steel



Bulk	Display	A	B	C	D	E	Fastener	Wt.(lb.)	Std. Pack
201620	201620-1	7-1/8"	3-9/16"	3-9/16"	1-5/8"	1/16"	#8 FH	.23 / .46	10 ea / 10 pr

This Heavy Duty Strap Hinge consists of two long narrow leaves of equal length extending from a single knuckle. Commonly used for gates, dock box lids, fish holds, etc. They are good for outdoor applications where the hinges will be used frequently. Constructed of corrosion resistant stamped 304 stainless steel. Surface mounted with eight #8 fasteners (not included).

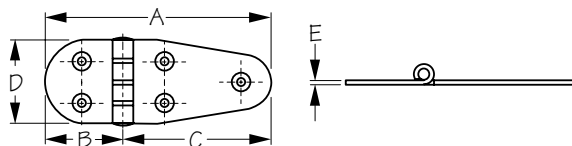
**ROUND SIDE DOOR HINGE - SHORT**

Stamped 304 Stainless Steel



Bulk	Display	A	B	C	D	E	Fastener	Wt.(lb.)	Std. Pack
201700	201700-1	2-3/4"	1-3/8"	1-3/8"	1-1/2"	1/16"	#8 FH	.12 / .24	10 ea / 10 pr

This Short Round Side Door Hinge is ideal for cabinet doors in tight spaces. Constructed of corrosion resistant stamped 304 stainless steel. Installs with four #8 FH fasteners (not included).

**ROUND SIDE DOOR HINGE - MEDIUM**

Stamped 304 Stainless Steel



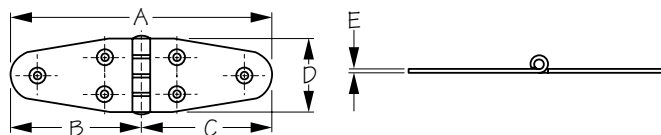
Bulk	Display	A	B	C	D	E	Fastener	Wt.(lb.)	Std. Pack
201710	201710-1	4-1/16"	1-3/8"	2-11/16"	1-1/2"	1/16"	#8 FH	.15 / .30	10 ea / 10 pr

This Medium Round Side Door Hinge is ideal for cabinet doors. Constructed of corrosion resistant stamped 304 stainless steel. Installs with five #8 FH fasteners (not included).



ROUND SIDE DOOR HINGE - LONG

Stamped 304 Stainless Steel



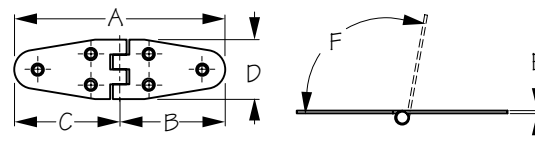
Bulk	Display	A	B	C	D	E	Fastener	Wt.(lb.)	Std. Pack
201720	201720-1	5-3/8"	2-11/16"	2-11/16"	1-1/2"	1/16"	#8 FH	.17 / .34	10 ea / 10 pr

This Long Round Side Door Hinge is ideal for cabinet doors. Constructed of corrosion resistant stamped 304 stainless steel. Installs with six #8 FH fasteners (not included).



FLUSH MOUNT ROUND SIDE DOOR HINGE

Stamped 304 Stainless Steel



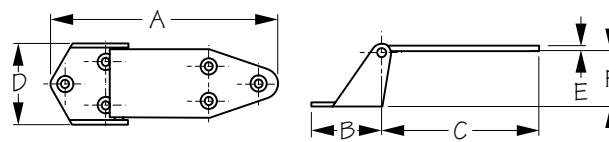
Bulk	Display	A	B	C	D	E	F	Fastener	Wt.(lb.)	Std. Pack
201725	201725-1	5-3/8"	2-11/16"	2-11/16"	1-1/2"	1/16"	100°	#8 FH	.16 / .32	10 ea / 10 pr

This Flush Mount Round Side Door Hinge features a knuckle that sits below the mounting surface, creating a smooth, flat design perfect for deck surfaces or where lines might snag. In door applications, they fit flush with the frame and are completely invisible in the closed position giving cabinet fronts a sleek, clean look. 100° of motion. Ideal for recessed deck hatches or lids. Constructed of corrosion resistant stamped 304 stainless steel. Installs with six #8 FH fasteners (not included).



OFFSET HEAVY DUTY HINGE

Stamped 304 Stainless Steel



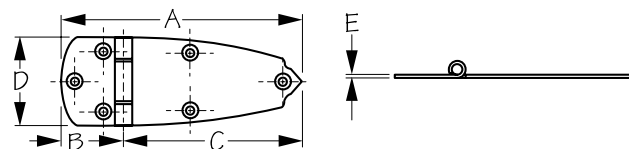
Bulk	Display	A	B	C	D	E	F	Fastener	Wt.(lb.)	Std. Pack
201730	201730-1	5-1/4"	1-5/8"	3-5/8"	1-13/16"	1/16"	1-1/4"	#8 FH	.30 / .60	5 ea / 5 pr

These Offset Heavy Duty Hinges are designed to allow more open access by moving the pivot point of the door further away from the hinge. Designed to be surface mounted on the front side of a raised door. Used in applications where the hinge does not need to be concealed. Constructed of corrosion resistant stamped 304 stainless steel. Installs with six #8 FH fasteners (not included).



SHORT SIDE DOOR HINGE

Stamped 304 Stainless Steel



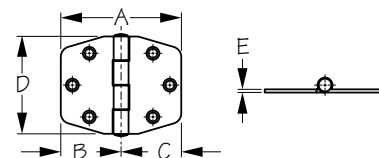
Bulk	Display	A	B	C	D	E	Fastener	Wt.(lb.)	Std. Pack
201750	201750-1	6"	1-1/2"	4-1/2"	2-1/4"	1/16"	#10 FH	.15 / .30	10 ea / 10 pr

This Short Side Door Hinge is great for interior and exterior applications. Designed to be used where mounting space is tight on one side, but added weight would make a longer bracket beneficial on the other. Frosted finish. Constructed of corrosion resistant stamped 304 stainless steel. Installs with six #10 FH fasteners (not included).



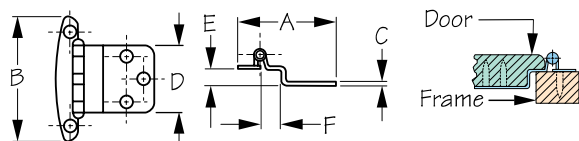
HEAVY DUTY HINGE

Stamped 304 Stainless Steel



Bulk	Display	A	B	C	D	E	Fastener	Wt.(lb.)	Std. Pack
201800	201800-1	2-7/8"	1-7/16"	1-7/16"	2-3/8"	1/16"	#12 FH	.18 / .36	10 ea / 10 pr
201801	201801-1	2-7/8"	1-7/16"	1-7/16"	2-15/16"	1/16"	#12 FH	.22 / .44	10 ea / 10 pr
201805	201805-1	6"	3"	3"	2-15/16"	1/16"	1/4" FH	.19 / .37	10 ea / 10 pr

These Heavy Duty Hinges are constructed of corrosion resistant stamped 304 stainless steel to withstand the harsh marine environment. Installs with FH fasteners (not included).

**SEMI-CONCEALED HINGE**

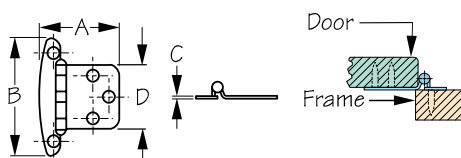
Stamped 304 Stainless Steel or Polished Brass



Bulk	Display	A	B	C	D	E	F	Material	Wt.(lb.)	Std. Pack
201914	201914-1	2-3/16"	2-3/4"	1/16"	1-1/2"	3/8"	1/2"	Stainless	.08 / .16	10 ea / 10 pr
201915	201915-1	2-3/16"	2-3/4"	1/16"	1-1/2"	3/8"	1/2"	Brass	.08 / .16	10 ea / 10 pr
201916	201916-1	2-3/16"	2-3/4"	1/16"	1-1/2"	3/8"	9/16"	Stainless	.08 / .16	10 ea / 10 pr

Semi-Concealed Hinges are mounted on the back surface of a door with a corresponding 3/8" offset mortised into the edge of the door. Constructed of corrosion resistant stamped 304 stainless steel or polished brass. Installs with five #6 RH screws (not included).

⚠ WARNING: Cancer and Reproductive Harm - www.P65Warnings.ca.gov

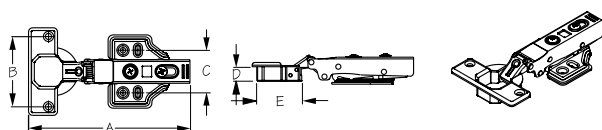
**FLUSH MOUNT CONCEALED HINGE**

Stamped 304 Stainless Steel



Bulk	Display	A	B	C	D	Material	Fastener	Wt.(lb.)	Std. Pack
201954	201954-1	1-7/8"	2-3/4"	1/16"	1-1/2"	Stainless	#6 FH	.03 / .06	10 ea / 10 pr

Flush Mount Concealed Hinges are designed to keep the hinge out of sight when the door is closed. Constructed of corrosion resistant stamped 304 stainless steel. Installs with five #6 FH fasteners (not included).

**SOFT CLOSE CONCEALED CABINET HINGE**

Stamped 304 Stainless Steel

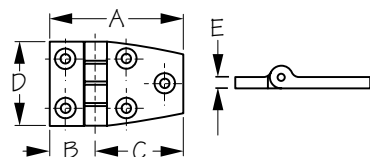


Bulk	Display	A	B	C	D	E	Material	Fastener	Wt.(lb.)	Std. Pack
201964	201964-1	4-9/16"	2-1/16"	1-1/4"	1/2"	1-5/16"	Stainless	#8 FH	.22 / .44	10 ea / 5 pr



This Soft Close Concealed Hinge is designed to keep the hinge out of sight when the door is closed. Silent and smooth closure. Constructed of corrosion resistant stamped 304 stainless steel. Installs with four #8 FH fasteners (not included).

⚠ WARNING: Cancer and Reproductive Harm - www.P65Warnings.ca.gov

**SHORT SIDE DOOR HINGE**

Injection Molded Fiberglass Nylon/Stainless Steel Pin



Bulk	Display	A	B	C	D	E	Color	Fastener	Wt.(lb.)	Std. Pack
202510	202510-1	2-1/4"	3/4"	1-1/2"	1-3/8"	3/16"	Black	#8 FH	.03 / .06	10 ea / 10 pr
202511	202511-1	2-1/4"	3/4"	1-1/2"	1-3/8"	3/16"	White	#8 FH	.03 / .06	10 ea / 10 pr

These economical Short Side Door Hinges are great for interior and exterior applications such as cabinets, hatches, folding tables, or seats where mounting space is tight. Constructed of UV resistant injection molded fiberglass nylon with a corrosion resistant stainless steel pin. Installs with five #8 FH fasteners (not included). Can be used in conjunction with a Backing Plate (202539) for added rigidity and strength.

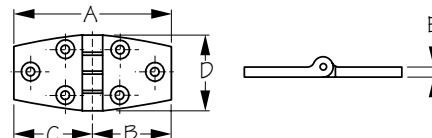
- Available in custom colors for large volume orders.

⚠ WARNING: Cancer and Reproductive Harm - www.P65Warnings.ca.gov



DOOR HINGE

Injection Molded Fiberglass Nylon/Stainless Steel Pin



Bulk	Display	A	B	C	D	E	Color	Fastener	Wt.(lb.)	Std. Pack
202530	202530-1	3"	1-1/2"	1-1/2"	1-3/8"	3/16"	Black	#8 FH	.04 / .08	10 ea / 10 pr
202531	202531-1	3"	1-1/2"	1-1/2"	1-3/8"	3/16"	White	#8 FH	.04 / .08	10 ea / 10 pr

These Door Hinges are great for interior and exterior applications. Constructed of UV resistant injection molded fiberglass nylon with a corrosion resistant stainless steel pin. Installs with six #8 FH fasteners (not included). Can be used in conjunction with a Backing Plate (202539) for added rigidity and strength.

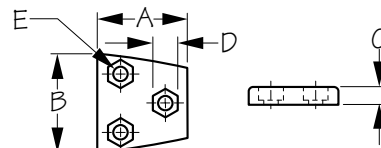
- Available in custom colors for large volume orders.

WARNING: Cancer and Reproductive Harm - www.P65Warnings.ca.gov



BACKING PLATE FOR DOOR HINGE

Injection Molded Fiberglass Nylon



Bulk	Display	A	B	C	D	E	Wt.(lb.)	Std. Pack
202539	n/a	1-1/4"	1-3/8"	1/4"	11/32"	3/16"	.01	20 ea

These Backing Plates are ideal for use on thick hatch covers which may break when using nuts and washers alone. For use where more rigidity and strength are required. Constructed of UV resistant injection molded fiberglass nylon. Installs with three hex nuts. This part can be used with 202510, 202511, 202530, 202531, 205310, & 205350.

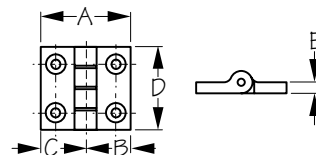
- Available in custom colors for large volume orders.

WARNING: Cancer and Reproductive Harm - www.P65Warnings.ca.gov



BUTT HINGE

Injection Molded Fiberglass Nylon/Stainless Steel Pin



Bulk	Display	A	B	C	D	E	Color	Fastener	Wt.(lb.)	Std. Pack
202580	202580-1	1-1/2"	3/4"	3/4"	1-3/8"	3/16"	Black	#8 FH	.03 / .06	10 ea / 10 pr
202581	202581-1	1-1/2"	3/4"	3/4"	1-3/8"	3/16"	White	#8 FH	.03 / .06	10 ea / 10 pr

These Butt Hinges consist of two rectangular leaves that attach to the abutting surfaces of a door and door jamb. Usually mortised or recessed into both surfaces, they are joined together by a hinge pin. Constructed of UV resistant injection molded fiberglass nylon with a corrosion resistant stainless steel pin. Installs with four #8 FH fasteners (not included).

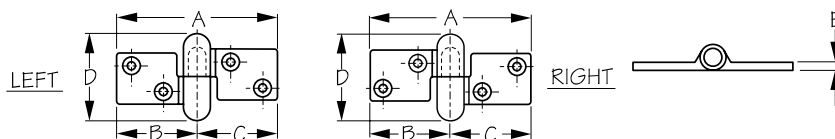
- Available in custom colors for large volume orders.

WARNING: Cancer and Reproductive Harm - www.P65Warnings.ca.gov



TAKE-APART HINGE

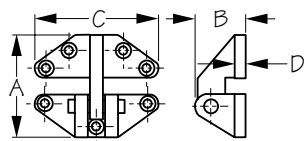
Forged Brass Chrome Plated



Bulk	Display	A	B	C	D	E	Side	Fastener	Wt.(lb.)	Std. Pack
204278	204278-1	3-7/8"	1-15/16"	1-15/16"	2"	3/16"	Left	#10 FH	.36 / .72	10 ea / 10 pr
204279	204279-1	3-7/8"	1-15/16"	1-15/16"	2"	3/16"	Right	#10 FH	.36 / .72	10 ea / 10 pr

These Take-Apart Hinges allow a door or lid to be removed after installation without having to remove the fasteners. Designed for situations where occasional removal may be required for easy stowing or cleaning. These chrome plated forged brass hinges can be used horizontally or vertically. Surface mounts with four #10 FH fasteners (not included). Left side hinge (204278) pictured.

WARNING: Cancer and Reproductive Harm - www.P65Warnings.ca.gov

**HATCH HINGE**

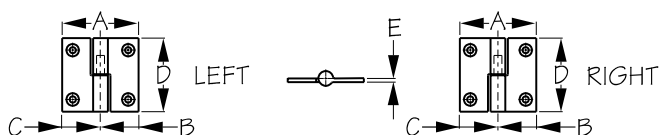
Forged Brass Chrome Plated



Bulk	Display	A	B	C	D	Fastener	Wt.(lb.)	Std. Pack
204280	204280-1	2-1/2"	1-1/4"	3"	1/4"	#10 FH	.55	10 ea
OP20401	n/a	Replacement Clevis Pin and Split Ring					.02	10 ea

This Hatch Hinge features a removable clevis pin with split ring for easy separation. Designed with stop to hold hatch in upright position when open. Constructed of chrome plated forged brass for corrosion resistance and durability. Installs with seven #10 FH fasteners (not included). Sold Individually.

▲WARNING: Cancer and Reproductive Harm - www.P65Warnings.ca.gov

**TAKE-APART BUTT HINGE**

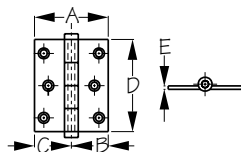
Cast Brass or Chrome Plated Brass



Bulk	Display	A	B	C	D	E	Finish	Side	Wt.(lb.)	Std. Pack
204510	204510-1	1-1/2"	3/4"	3/4"	1-1/2"	1/16"	Chrome	Right	.07 / .14	10 ea / 10 pr
204511	204511-1	1-1/2"	3/4"	3/4"	1-1/2"	1/16"	Brass	Right	.07 / .14	10 ea / 10 pr
204515	204515-1	1-1/2"	3/4"	3/4"	2"	1/16"	Chrome	Right	.09 / .18	10 ea / 10 pr
204516	204516-1	1-1/2"	3/4"	3/4"	2"	1/16"	Brass	Right	.09 / .18	10 ea / 10 pr
204520	204520-1	1-1/2"	3/4"	3/4"	2-3/4"	1/16"	Chrome	Right	.14 / .28	10 ea / 10 pr
204521	204521-1	1-1/2"	3/4"	3/4"	2-3/4"	1/16"	Brass	Right	.14 / .28	10 ea / 10 pr
204510L	204510L-1	1-1/2"	3/4"	3/4"	1-1/2"	1/16"	Chrome	Left	.07 / .14	10 ea / 10 pr
204511L	204511L-1	1-1/2"	3/4"	3/4"	1-1/2"	1/16"	Brass	Left	.07 / .14	10 ea / 10 pr
204515L	204515L-1	1-1/2"	3/4"	3/4"	2"	1/16"	Chrome	Left	.09 / .18	10 ea / 10 pr
204516L	204516L-1	1-1/2"	3/4"	3/4"	2"	1/16"	Brass	Left	.09 / .18	10 ea / 10 pr
204520L	204520L-1	1-1/2"	3/4"	3/4"	2-3/4"	1/16"	Chrome	Left	.14 / .28	10 ea / 10 pr
204521L	204521L-1	1-1/2"	3/4"	3/4"	2-3/4"	1/16"	Brass	Left	.14 / .28	10 ea / 10 pr

Take-Apart Butt Hinges allow a door or lid to be removed after installation without having to remove the fasteners. Designed for situations where occasional removal may be required for easy stowing or cleaning. Great for use on hatches, doors, dining table leaves, engine covers, chart tables, & ladders. Can be used horizontally or vertically. Use two left hand or two right hand hinges for quick removal, no tools required, or use a left and a right together as a heavy duty non-take-apart hinge set. Constructed of cast brass with a plain polished or chrome plated finish. Surface mounts with #6 FH fasteners (not included). Right side hinges pictured. 204510(L) & 204511(L) have 4 holes, 204515(L) & 204516(L) have 6 holes, and 204520(L) & 204521(L) have 8 holes.

▲WARNING: Cancer and Reproductive Harm - www.P65Warnings.ca.gov

**REMOVABLE PIN BUTT HINGE**

Cast Brass or Chrome Plated Brass



Bulk	Display	A	B	C	D	E	Finish	Holes	Wt.(lb.)	Std. Pack
204610	n/a	1-5/8"	13/16"	13/16"	1-5/8"	1/16"	Chrome	4	.08	10 ea
204611	n/a	1-5/8"	13/16"	13/16"	1-5/8"	1/16"	Brass	4	.08	10 ea
204620	204620-1	2"	1"	1"	2"	1/16"	Chrome	4	.13 / .26	10 ea / 10 pr
204621	204621-1	2"	1"	1"	2"	1/16"	Brass	4	.13 / .26	10 ea / 10 pr
204630	204630-1	2-1/2"	1-1/4"	1-1/4"	2-1/2"	1/16"	Chrome	6	.25 / .50	10 ea / 10 pr
204631	204631-1	2-1/2"	1-1/4"	1-1/4"	2-1/2"	1/16"	Brass	6	.25 / .50	10 ea / 10 pr

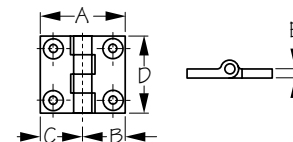
These Removable Pin Butt Hinges are designed to be mortised in for a flush installation between door and door jamb. They feature a removable pin for applications where occasional removal may be required for easy stowing or cleaning. Constructed of cast brass with a plain polished or chrome plated finish. Installs with either four #6 or six #8 FH fasteners (not included). 204610, 204611, 204620, and 204621 use #6 fasteners. 204630 and 204631 use #8 fasteners.

▲WARNING: Cancer and Reproductive Harm - www.P65Warnings.ca.gov



BUTT HINGE

Investment Cast 316 Stainless Steel



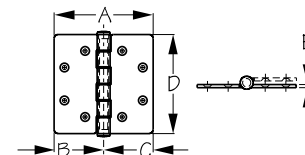
Bulk	Display	A	B	C	D	E	Fastener	Wt.(lb.)	Std. Pack
205140	205140-1	1-5/8"	13/16"	13/16"	1-1/2"	3/16"	#10 FH	.04 / .08	10 ea / 10 pr
205142	205142-1	1-15/16"	15/16"	15/16"	1-15/16"	3/16"	#10 FH	.06 / .12	10 ea / 10 pr

These Butt Hinges consist of two rectangular leaves that attach to the abutting surfaces of a door and door jamb. They are usually mortised in and joined together by a hinge pin. Constructed of corrosion resistant investment cast 316 stainless steel. Installs with four #10 FH fasteners (not included).



HEAVY DUTY BUTT HINGE - TOP PIN/COMMERCIAL PATTERN

Investment Cast 316 Stainless Steel



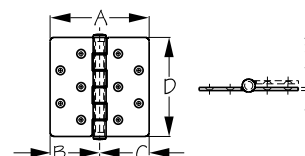
Bulk	Display	A	B	C	D	E	Fastener	Wt.(lb.)	Std. Pack
205225	n/a	4"	2"	2"	4-1/2"	3/16"	1/4" FH	1.50	2 ea
205227	n/a	5-1/2"	2-3/4"	2-3/4"	4-1/2"	3/16"	1/4" FH	1.75	2 ea

These Heavy Duty Butt Hinges with Top Pins are designed for applications where extra strength is required. The integral nylon bearings promote rattle-free, silent movement and give the hinge a smoother action. Commercial ANSI template screw hole pattern. Constructed of corrosion resistant investment cast 316 stainless steel. Installs with eight 1/4" FH fasteners (not included).



HEAVY DUTY BUTT HINGE - TOP PIN

Investment Cast 316 Stainless Steel



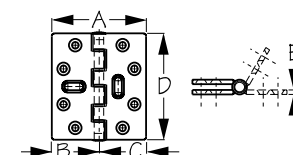
Bulk	Display	A	B	C	D	E	Fastener	Wt.(lb.)	Std. Pack
205228	n/a	6"	3"	3"	6"	3/16"	1/4" FH	2.05	2 ea

This Heavy Duty Butt Hinge with Top Pin is designed for applications where extra strength is required. The integral nylon bearings promote silent, rattle-free movement and give the hinge a smoother action. Constructed of corrosion resistant investment cast 316 stainless steel. Installs with ten 1/4" FH fasteners (not included).



HEAVY DUTY BUTT HINGE - TOP PIN W/ADJUSTMENT SLOTS

Investment Cast 316 Stainless Steel



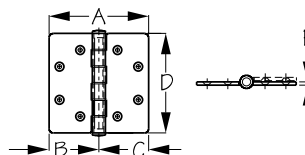
Bulk	Display	A	B	C	D	E	Fastener	Wt.(lb.)	Std. Pack
205225C1	n/a	4"	2"	2"	4-1/2"	3/16"	1/4" FH	1.50	2 ea

This Heavy Duty Butt Hinge with Top Pin is designed for applications where extra strength is required. The integral nylon bearings promote silent, rattle-free movement and give the hinge a smoother action. Slots used for installation adjustment purposes. Constructed of corrosion resistant investment cast 316 stainless steel. Installs with ten 1/4" FH fasteners (not included).



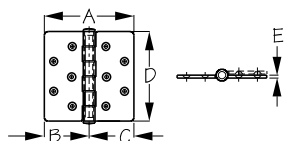
HEAVY DUTY BUTT HINGE - CENTER PIN/COMMERCIAL PATTERN

Investment Cast 316 Stainless Steel




Bulk	Display	A	B	C	D	E	Fastener	Wt.(lb.)	Std. Pack
205235	n/a	4"	2"	2"	4-1/2"	3/16"	1/4" FH	1.50	2 ea
205237	n/a	5-1/2"	2-3/4"	2-3/4"	4-1/2"	3/16"	1/4" FH	1.75	2 ea

These Heavy Duty Butt Hinges with Center Pins are designed to fold flat. For applications where extra strength is required. The integral nylon bearings promote rattle-free, silent movement and give the hinge a smoother action. Commercial ANSI template screw hole pattern. Constructed of corrosion resistant investment cast 316 stainless steel. Installs with eight 1/4" FH fasteners (not included).

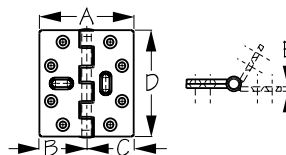
**HEAVY DUTY BUTT HINGE - CENTER PIN**

Investment Cast 316 Stainless Steel



Bulk	Display	A	B	C	D	E	Fastener	Wt.(lb.)	Std. Pack
205238	n/a	6"	3"	3"	6"	3/16"	1/4" FH	2.29	2 ea

This Heavy Duty Butt Hinge with Center Pin is designed to fold flat. For applications where extra strength is required. The integral nylon bearings promote rattle-free, silent movement and give the hinge a smoother action. Constructed of corrosion resistant investment cast 316 stainless steel. Installs with ten 1/4" FH fasteners (not included).

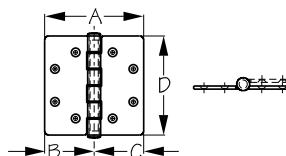
**HEAVY DUTY BUTT HINGE - CENTER PIN W/ ADJUSTMENT SLOTS**

Investment Cast 316 Stainless Steel




Bulk	Display	A	B	C	D	E	Fastener	Wt.(lb.)	Std. Pack
205236C1	n/a	4-3/4"	2-3/8"	2-3/8"	6"	3/16"	1/4" FH	2.00	2 ea

This Heavy Duty Butt Hinge with Center Pin is designed to fold flat. Slots used for installation adjustment purposes. For applications where extra strength is required. The integral nylon bearings promote rattle-free, silent movement and give the hinge a smoother action. Constructed of corrosion resistant investment cast 316 stainless steel. Installs with ten 1/4" FH fasteners (not included).

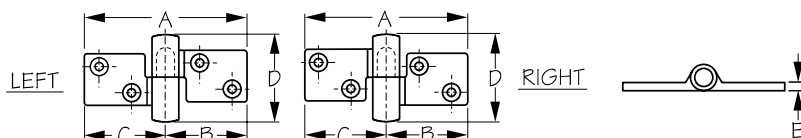
**BUTT HINGE WITH BEARINGS/COMMERCIAL PATTERN**

Investment Cast 316 Stainless Steel



Bulk	Display	A	B	C	D	E	Fastener	Wt.(lb.)	Std. Pack
205242	n/a	3"	1-1/2"	1-1/2"	3"	1/8"	1/4" FH	.50	2 ea
205243	n/a	3"	1-1/2"	1-1/2"	4"	1/8"	1/4" FH	.57	2 ea
205244	n/a	4"	2"	2"	4"	1/8"	1/4" FH	.72	2 ea
205246	n/a	5"	2-1/2"	2-1/2"	5"	1/8"	1/4" FH	1.07	2 ea

These Butt Hinges with Bearings are designed to disperse weight, compensating for heavier doors and increased use. For applications where extra strength is required. The integral nylon bearings promote rattle-free, silent movement and give the hinge a smoother action. Commercial ANSI template screw hole pattern. Constructed of corrosion resistant investment cast 316 stainless steel. Installs with 1/4" FH fasteners (not included).

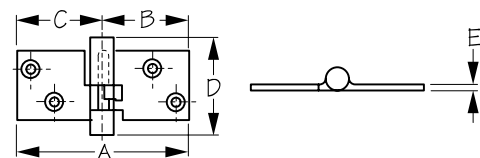
**TAKE-APART HINGE**

Investment Cast 316 Stainless Steel



Bulk	Display	A	B	C	D	E	Side	Fastener	Wt.(lb.)	Std. Pack
205270	205270-1	3-1/2"	1-3/4"	1-3/4"	2"	3/16"	Left	#10 FH	.45 / .90	10 ea / 10 pr
205275	205275-1	3-1/2"	1-3/4"	1-3/4"	2"	3/16"	Right	#10 FH	.45 / .90	10 ea / 10 pr

Take-Apart Hinges allow a door or lid to be removed after installation without having to remove the fasteners. Designed for applications where occasional removal may be required for easy stowing or cleaning. Can be used horizontally or vertically. Constructed of corrosion resistant investment cast 316 stainless steel. Surface mounts with four #10 FH fasteners (not included). Left side hinge (205270) pictured.

**LOCKING TAKE-APART HINGE**

Investment Cast 316 Stainless Steel



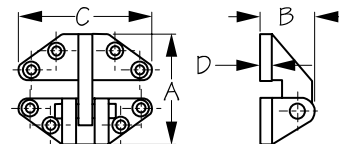
Bulk	Display	A	B	C	D	E	Side	Fastener	Wt.(lb.)	Std. Pack
205276	n/a	3-1/2"	1-3/4"	1-3/4"	2"	1/8"	Left	#10 FH	.23	10 ea

Locking Take-Apart Hinge is left sided only. Designed for a door or lid to be removed when in the fully open (folded back) position without removing fasteners. For applications where occasional removal may be required for easy stowing or cleaning. Constructed of corrosion resistant investment cast 316 stainless steel. Installs with four #10 FH fasteners (not included).



HATCH HINGE

Investment Cast 316 Stainless Steel



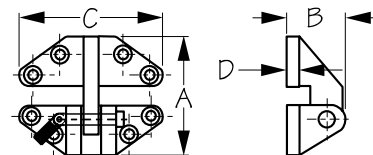
Bulk	Display	A	B	C	D	Fastener	Wt.(lb.)	Std. Pack
205280	205280-1	2-5/8"	1-1/4"	2-7/8"	1/4"	#10 FH	.60	10 ea
OP20501	n/a	Replacement Clevis Pin and Split Ring					.02	10 ea

This Hatch Hinge features a removable clevis pin with split ring for easy separation. Includes stop to hold hatch in upright position when open. Constructed of corrosion resistant investment cast 316 stainless steel. Installs with eight #10 FH fasteners (not included). Sold Individually.



HATCH HINGE WITH REMOVABLE PIN

Investment Cast 316 Stainless Steel



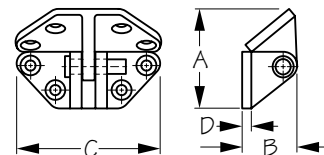
Bulk	Display	A	B	C	D	Fastener	Wt.(lb.)	Std. Pack
205280R	n/a	2-5/8"	1-1/4"	2-7/8"	1/4"	#10 FH	.61	10 ea
OP20502	n/a	Replacement Removable Pin					.04	10 ea

This Hatch Hinge features a quick release removable pin for easy separation. Includes stop to hold hatch in upright position when open. Constructed of corrosion resistant investment cast 316 stainless steel. Installs with eight #10 FH fasteners (not included). Sold Individually. Toggle style removable pin (OP20502) optional replacement for all Sea-Dog® hatch hinges.



ANGLE BASE HATCH HINGE

Investment Cast 316 Stainless Steel



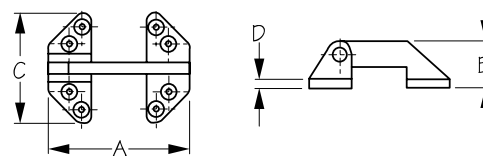
Bulk	Display	A	B	C	D	Fastener	Wt.(lb.)	Std. Pack
205282	205282-1	2-1/16"	1-1/8"	2-15/16"	3/16"	#10 FH	.41	10 ea
OP20501	n/a	Replacement Clevis Pin and Split Ring					.02	10 ea

This Angle Base Hatch Hinge features a removable clevis pin with split ring for easy separation. For use where a hinge is needed in a variable angle. Constructed of corrosion resistant investment cast 316 stainless steel. Installs with eight #10 FH fasteners (not included). Sold Individually.



LONG REACH HATCH HINGE

Investment Cast 316 Stainless Steel



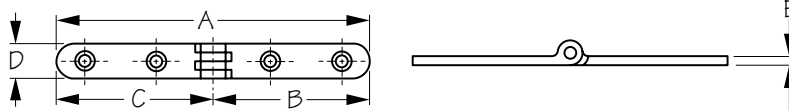
Bulk	Display	A	B	C	D	Fastener	Wt.(lb.)	Std. Pack
205285	205285-1	3-1/2"	1-1/4"	2-7/8"	1/4"	#10 FH	.62	10 ea
OP20501	n/a	Replacement Clevis Pin and Split Ring					.02	10 ea

This Long Reach Hatch Hinges feature a removable clevis pin with split ring for easy separation. Particularly suited for wider doors or hatches where a greater spread is required. Constructed of corrosion resistant investment cast 316 stainless steel. Installs with eight #10 FH fasteners (not included). Sold Individually.



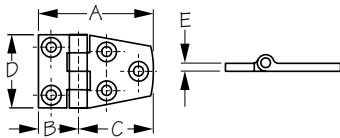
LADDER HINGE

Investment Cast 316 Stainless Steel



Bulk	Display	A	B	C	D	E	Fastener	Wt.(lb.)	Std. Pack
205290	205290-1	6-11/16"	3-11/32"	3-11/32"	3/4"	3/16"	1/4" FH	.28 / .56	10 ea / 10 pr

This Ladder Hinge is designed for boat ladders, but may be used anywhere a long hinge with a strong hinge knuckle is needed. Constructed of corrosion resistant investment cast 316 stainless steel. Installs with four 1/4" FH fasteners (not included).

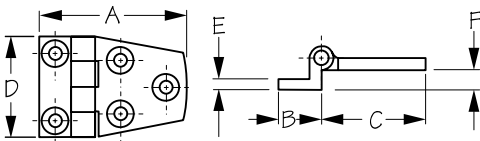
**SHORT SIDE DOOR HINGE**

Investment Cast 316 Stainless Steel



Bulk	Display	A	B	C	D	E	Fastener	Wt.(lb.)	Std. Pack
205310	205310-1	2-3/8"	7/8"	1-1/2"	1-1/2"	3/16"	#10 FH	.16 / .32	10 ea / 10 pr
205320	205320-1	2-7/8"	3/4"	2-1/8"	1-1/2"	3/16"	#10 FH	.18 / .36	10 ea / 10 pr

These Short Side Door Hinges are great for interior and exterior applications such as cabinets, hatches, folding tables, or seats where mounting space is tight. Constructed of corrosion resistant investment cast 316 stainless steel. They are practically indestructible! Installs with five #10 FH fasteners (not included). 205310 can be used in conjunction with Backing Plate (202539) for added rigidity and strength.

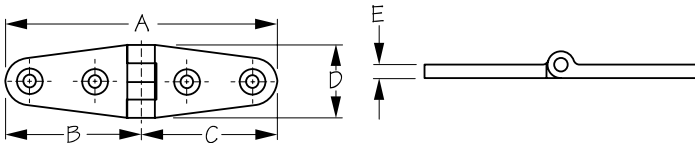
**OFFSET DOOR HINGE**

Investment Cast 316 Stainless Steel



Bulk	Display	A	B	C	D	E	F	Fastener	Wt.(lb.)	Std. Pack
205350	205350-1	2-1/8"	5/8"	1-1/2"	1-1/2"	3/16"	5/16"	#10 FH	.16 / .32	10 ea / 10 pr

This Offset Door Hinge features one side with a 5/16" offset and is designed to be mounted on the front surface of a raised door. Constructed of corrosion resistant investment cast 316 stainless steel. Installs with five #10 FH fasteners (not included). Can be used in conjunction with Backing Plate (202539) for added strength and rigidity.

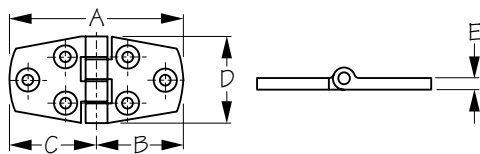
**STRAP HINGE**

Investment Cast 316 Stainless Steel



Bulk	Display	A	B	C	D	E	Fastener	Wt.(lb.)	Std. Pack
205390	205390-1	4-1/8"	2-1/16"	2-1/16"	1"	3/16"	#10 FH	.16 / .32	10 ea / 10 pr
205400	205400-1	5-7/8"	2-15/16"	2-15/16"	1-1/8"	3/16"	#10 FH	.27 / .54	10 ea / 10 pr

These Strap Hinges consist of two long, narrow leaves of equal length extending from a single knuckle. Commonly used for gates, dock box lids, fish holds, etc. They are good for outdoor applications where the hinges will be in frequent use. Constructed of corrosion resistant investment cast 316 stainless steel. Surface mounts with four #10 fasteners (not included).

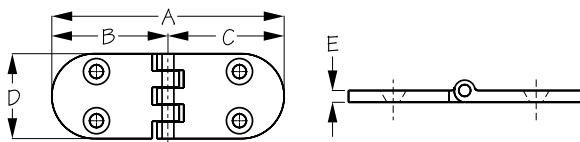
**DOOR HINGE**

Investment Cast 316 Stainless Steel



Bulk	Display	A	B	C	D	E	Fastener	Wt.(lb.)	Std. Pack
205410	205410-1	3"	1-1/2"	1-1/2"	1-1/2"	3/16"	#10 FH	.22 / .44	10 ea / 10 pr
205420	205420-1	4-1/8"	2-1/16"	2-1/16"	1-1/2"	3/16"	#10 FH	.27 / .54	10 ea / 10 pr

These Door Hinges are constructed of corrosion resistant investment cast 316 stainless steel. Installs with six #10 FH fasteners (not included). 205420 pictured.

**ROUND DOOR HINGE**

Investment Cast 316 Stainless Steel



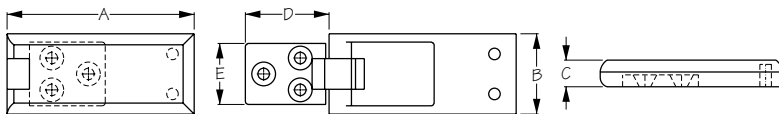
Bulk	Display	A	B	C	D	E	Fastener	Wt.(lb.)	Std. Pack
205460	n/a	3-1/4"	1-5/8"	1-5/8"	1-3/16"	3/16"	#10 FH	.16	10 ea

This Round Door Hinge is constructed of corrosion resistant investment cast 316 stainless steel. Installs with four #10 FH fasteners (not included).



HIDDEN FASTENER HINGE

Investment Cast 316 Stainless Steel



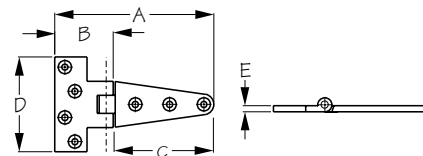
Bulk	Display	A	B	C	D	E	Fastener	Wt.(lb.)	Std. Pack
205520	n/a	1-3/4"	1-3/16"	3/8"	9/16"	15/16"	#8 FH	.14	10 ea
205540	n/a	2-3/4"	1-3/16"	3/8"	1-1/4"	15/16"	#8 FH	.18	10 ea

These Hidden Fastener Hinges mount from the underside of the hatch for a clean, smooth look. Constructed of corrosion resistant investment cast 316 stainless steel. Installs with five #8 FH fasteners (not included).



T-HINGE

Investment Cast 316 Stainless Steel



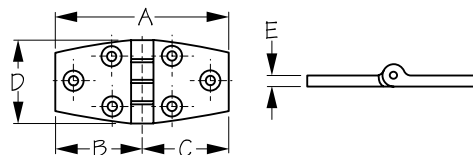
Bulk	Display	A	B	C	D	E	Fastener	Wt.(lb.)	Std. Pack
205705	205705-1	4"	1-1/2"	2-1/2"	2-3/8"	1/8"	#8 FH	.17 / .34	10 ea / 10 pr
205710	205710-1	6"	1-3/4"	4-1/4"	3-1/8"	1/8"	#10 FH	.37 / .74	10 ea / 10 pr

A T-Hinge is a hybrid combination between a butt and strap hinge. The horizontal part of the T goes on the frame, while the vertical part is fastened to the door or cabinet and is visible when closed. This highly decorative and functional hinge is flush mounted (not recessed) and can be used on doors, cabinets, dock boxes, ice chests, etc. Constructed of corrosion resistant investment cast 316 stainless steel. Installs with seven FH fasteners (not included).



DOOR HINGE

Die Cast Zinc Chrome Plated



Bulk	Display	A	B	C	D	E	Fastener	Wt.(lb.)	Std. Pack
206530	206530-1	2-7/8"	1-7/16"	1-7/16"	1-1/2"	3/16"	#8 FH	.10 / .20	10 ea / 10 pr

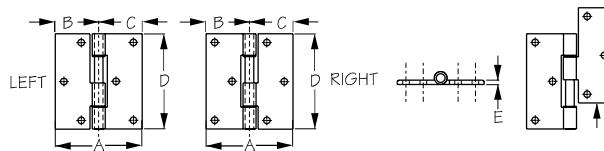
This Door Hinge is an economical option. Constructed of chrome plated die cast zinc. Installs with six #8 FH fasteners (not included). Recommended for freshwater applications.

⚠WARNING: Cancer and Reproductive Harm - www.P65Warnings.ca.gov



LIFT GATE BUTT HINGE

Aluminum



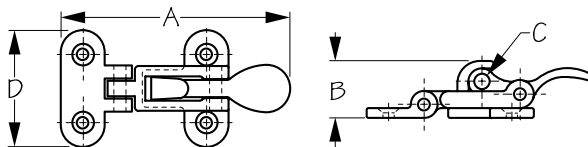
Bulk	Display	A	B	C	D	E	Side	Fastener	Wt.(lb.)	Std. Pack
207730	207730-1	2-1/2"	1-1/4"	1-1/4"	2-3/4"	1/8"	Left	#10 RH	.11 / .22	10 ea / 10 pr
207735	207735-1	2-1/2"	1-1/4"	1-1/4"	2-3/4"	1/8"	Right	#10 RH	.11 / .22	10 ea / 10 pr

This Lift Gate Butt Hinge is constructed of aluminum with nylon washers for quiet movement and smooth operation. Installs with six #10 RH fasteners (not included).



ANTI-RATTLE LATCH

Investment Cast 316 Stainless Steel

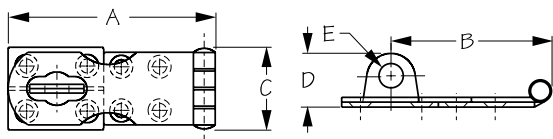


Bulk	Display	A	B	C	D	Fastener	Wt.(lb.)	Std. Pack
221100	221100-1	3"	3/4"	1/4"	1-1/2"	#10 FH	.15	10 ea / 5 ea

Anti-Rattle Latch features an open-mount, center-tensioning cam latch for a tight, no-rattle seal. Ideal for cabinets, doors, and hatches. Latch also features a locking hole that will accept a padlock with up to a 1/4" diameter shank. Constructed of corrosion resistant investment cast 316 stainless steel. Surface mounts with four #10 FH fasteners (not included).

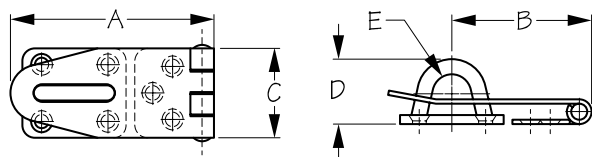
HASP

Stamped 304 Stainless Steel



Bulk	Display	A	B	C	D	E	Fastener	Wt.(lb.)	Std. Pack
221120	221120-1	2-11/16"	2-1/16"	1-1/16"	11/16"	5/16"	#6 FH	.09	10 ea
221124	221124-1	3-11/16"	3-1/16"	1-1/16"	11/16"	5/16"	#6 FH	.11	10 ea
221126	221126-1	4-1/2"	3-7/8"	1-1/16"	11/16"	5/16"	#6 FH	.13	10 ea

These Hasps are designed with a slotted plate that fits over a fixed post. Prevents removal when used in conjunction with a padlock. For added security, all mounting screws are concealed when hasp is closed. Ideal for use on doors, cabinets, dock boxes, and lockers. Constructed of corrosion resistant stamped 304 stainless steel. Installs with eight #6 FH fasteners (not included).

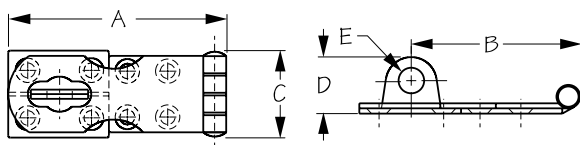
**HEAVY DUTY HASP**

Stamped 304 Stainless Steel



Bulk	Display	A	B	C	D	E	Fastener	Wt.(lb.)	Std. Pack
221127	221127-1	2-11/16"	1-7/8"	1-3/16"	7/8"	1/2"	#6 FH	.13	10 ea
221128	221128-1	3-9/16"	2-3/4"	1-3/16"	7/8"	1/2"	#6 FH	.15	10 ea

These Heavy Duty Hasps are designed with a slotted plate that fits over a fixed post. Prevents removal when used in conjunction with a padlock. For added security, all mounting screws are concealed when hasp is closed. Ideal for securing lockers, cupboards, chests, or hatch doors. Constructed of corrosion resistant stamped 304 stainless steel. Installs with seven #6 FH fasteners (not included).

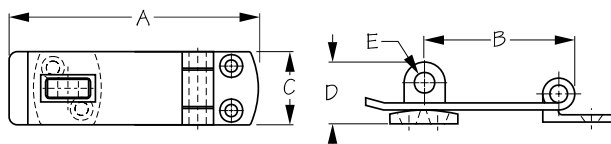
**SWIVEL HASP**

Stamped 304 Stainless Steel



Bulk	Display	A	B	C	D	E	Fastener	Wt.(lb.)	Std. Pack
221130	221130-1	2-11/16"	2-1/16"	1-1/16"	7/8"	5/16"	#8 FH	.11	10 ea

This Swivel Hasp is designed with a slotted plate that fits over a swivel pad eye. The swivel eye rotates acting as a temporary lock, but will accept padlocks with up to a 5/16" bail for more permanent protection. For added security, all mounting screws are concealed when hasp is closed. Ideal for use on doors, cabinets, dock boxes, and lockers. Constructed of corrosion resistant stamped 304 stainless steel. Installs with eight #8 FH fasteners (not included).

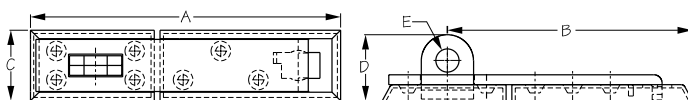
**HEAVY DUTY SWIVEL HASP**

Stamped 304 Stainless Steel



Bulk	Display	A	B	C	D	E	Style	Fastener	Wt.(lb.)	Std. Pack
221136	221136-1	3-3/4"	2-5/16"	1-1/8"	15/16"	5/16"	Angle	#8 FH	.21	10 ea

This Heavy Duty Swivel Hasp is designed with a slotted plate that fits over a swivel pad eye. The swivel eye rotates acting as a temporary lock, but will also accept most padlocks for more permanent protection. Flush mounting plate is hidden when hasp is closed. Ideal for securing lockers, cupboards, chests, or hatch doors. Constructed of corrosion resistant stamped 304 stainless steel. Installs with four #8 FH fasteners (not included).

**HEAVY DUTY STRAIGHT BAR HASP**

Stamped 304 Stainless Steel



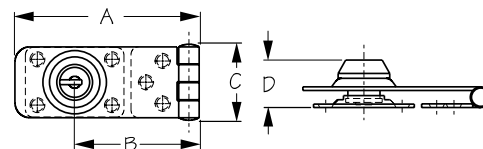
Bulk	Display	A	B	C	D	E	Fastener	Wt.(lb.)	Std. Pack
221140	n/a	7-1/2"	5-15/16"	1-11/16"	1-5/8"	9/16"	1/4" FH	.92	1 ea

This Heavy Duty Straight Bar Hasp features a stainless steel staple that resists cutting, sawing, and hammering. Fixed eye will accept padlocks with up to a 7/16" bail. Hasp body conceals mounting hardware. Constructed of corrosion resistant stamped 304 stainless steel. Installs with seven 1/4" FH fasteners (not included).



LOCKING HASP

Stamped 304 Stainless Steel



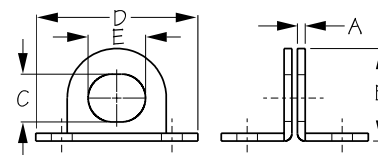
Bulk	Display	A	B	C	D	Fastener	Wt.(lb.)	Std. Pack
221150	221150-1	3-1/8"	2-1/8"	1-1/4"	3/4"	#8 FH	.19	10 ea
221155	221155-1	4-1/8"	3-1/8"	1-1/4"	3/4"	#8 FH	.21	10 ea

These Locking Hasps are designed with a locking mechanism which requires the key to actuate, preventing lock out. Functions as a conventional hasp when key is not in use. Comes with two matching keys. Random key availability only from hasp to hasp. For added security, all mounting screws are concealed when hasp is closed. Ideal for securing lockers, cupboards, chests, or hatches. Constructed of corrosion resistant stamped 304 stainless steel. Installs with seven #8 FH fasteners (not included).



HEAVY DUTY ANGLED PADLOCK EYE

Stamped 304 Stainless Steel



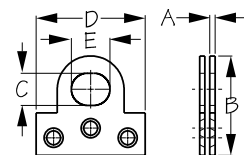
Bulk	Display	A	B	C	D	E	Fastener	Wt.(lb.)	Std. Pack
221160	n/a	1/8"	1-1/4"	5/8"	2-1/8"	3/4"	1/4" RH	.15	5 pr

When used with a padlock, this Heavy Duty 90° Angled Padlock Eye adds extra security anywhere. Accepts padlocks with a 3/4" bail or less. Constructed of corrosion resistant stamped 304 stainless steel. Installs with four 1/4" RH fasteners (not included).



HEAVY DUTY STRAIGHT PADLOCK EYE

Stamped 304 Stainless Steel



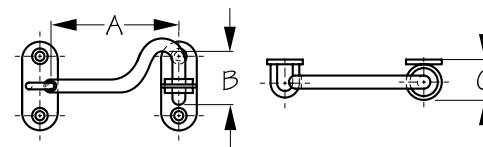
Bulk	Display	A	B	C	D	E	Fastener	Wt.(lb.)	Std. Pack
221165	n/a	1/8"	1-15/16"	5/8"	2-1/8"	3/4"	1/4" FH	.12	5 pr

When used with a padlock, this Heavy Duty Straight Padlock Eye adds extra security anywhere. Accepts padlocks with a 3/4" bail or less. Constructed of corrosion resistant stamped 304 stainless steel. Installs with six 1/4" FH fasteners (not included).



DOOR HOOK

Machined 304 Stainless Steel



Bulk	Display	A	B	C	Fastener	Wt.(lb.)	Std. Pack
221202	221202-1	2-3/8"	1"	11/16"	#8 FH	.09	10 ea
221203	221203-1	3-1/4"	1"	11/16"	#8 FH	.10	10 ea
221204	221204-1	3-15/16"	1"	11/16"	#8 FH	.11	10 ea
221209	n/a	Replacement Staple				.02	10 ea

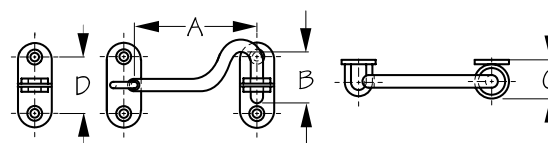
Features a unique rubber bushing that prevents accidental unhooking due to vibration and reduces rattling and noise common in other door hooks. Constructed of machined AISI 304 stainless steel. Surface mounts with four #8 FH fasteners (not included).

⚠WARNING: Cancer and Reproductive Harm - www.P65Warnings.ca.gov



TWO STAPLE DOOR HOOK

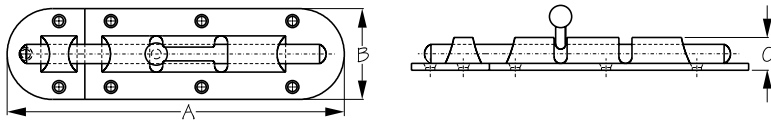
Machined 304 Stainless Steel



Bulk	Display	A	B	C	D	Fastener	Wt.(lb.)	Std. Pack
n/a	221206-1	2-3/8"	1"	11/16"	1-1/16"	#8 FH	.10	10 ea
n/a	221207-1	3-1/4"	1"	11/16"	1-1/16"	#8 FH	.11	10 ea
n/a	221208-1	3-15/16"	1"	11/16"	1-1/16"	#8 FH	.12	10 ea
221209	n/a	Replacement Staple					.02	10 ea

Features a unique rubber bushing that prevents accidental unhooking due to vibration and reduces rattling and noise common in other door hooks. Extra staple can be mounted to secure the cabin door in both open and closed positions. Constructed of machined AISI 304 stainless steel. Surface mounts with six #8 FH fasteners (not included).

⚠WARNING: Cancer and Reproductive Harm - www.P65Warnings.ca.gov

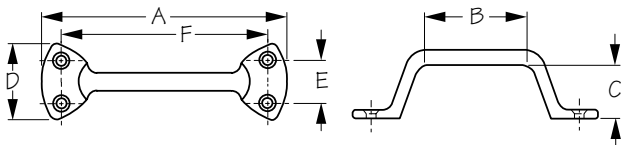
**HEAVY DUTY BARREL BOLT**

Investment Cast 316 Stainless Steel



Bulk	Display	A	B	C	Fastener	Wt.(lb.)	Std. Pack
221243	221243-1	3-3/4"	1-1/2"	5/8"	#8 FH	.28	5 ea
221244	221244-1	4-1/4"	1-1/2"	5/8"	#8 FH	.33	5 ea
221255	221255-1	6-1/2"	1-3/4"	5/8"	#10 FH	.59	5 ea

These Barrel Bolts provide additional security as either a primary or back-up locking system. Ideal for use on doors, gates, and cabinets. Appropriate for vertical, horizontal, left, or right-hand applications. In vertical use, the notch in the barrel holds bolt in locked position. Constructed of corrosion resistant investment cast 316 stainless steel. Surface mounts with FH fasteners (not included).

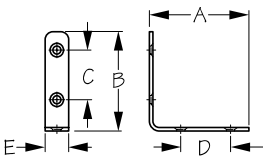
**LIFT HANDLE**

Investment Cast 316 Stainless Steel



Bulk	Display	A	B	C	D	E	F	Fastener	Wt.(lb.)	Std. Pack
221275	221275-1	5-3/4"	2-5/8"	1-1/4"	1-11/16"	1"	4-13/16"	#10 FH	.29	5 ea

This Lift Handle can be used in a multitude of applications including doors, drawers, and cabinets. Constructed of corrosion resistant investment cast 316 stainless steel. Installs with four #10 FH fasteners (not included).

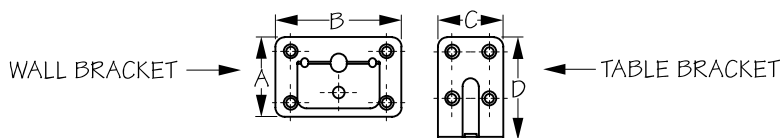
**90° ANGLE BRACKET**

Stamped 304 Stainless Steel



Bulk	Display	A	B	C	D	E	Fastener	Wt.(lb.)	Std. Pack
221305	221305-1	1-1/2"	1-1/2"	7/8"	7/8"	9/16"	#8 FH	.03 / .06	10 ea / 10 pr
221310	221310-1	2-3/8"	2-3/8"	1-3/16"	1-3/16"	9/16"	#8 FH	.05 / .10	10 ea / 10 pr
221315	221315-1	3"	3"	1-13/16"	1-13/16"	9/16"	#8 FH	.06 / .12	10 ea / 10 pr

90° Angle brackets are used as a corner brace to reinforce the inside right angle of corner joints. Constructed of corrosion resistant stamped 304 stainless steel. Installs with four #8 FH fasteners (not included).

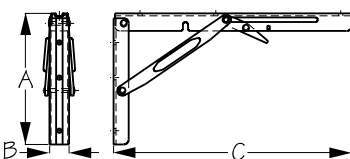
**TABLE BRACKET**

Stamped 304 Stainless Steel



Bulk	Display	A	B	C	D	Fastener	Wt.(lb.)	Std. Pack
221320	221320-1	2-1/8"	3-3/8"	1-3/4"	2-3/4"	#10 FH	.58	5 set / 5 sets

These Table Brackets are designed to hold a removable table securely in place. One 4-piece set includes two wall and two table brackets. Constructed of corrosion resistant stamped 304 stainless steel. Set installs with sixteen #10 FH fasteners (not included).

**FOLDING TABLE SUPPORT BRACKET**

Stamped 304 Stainless Steel

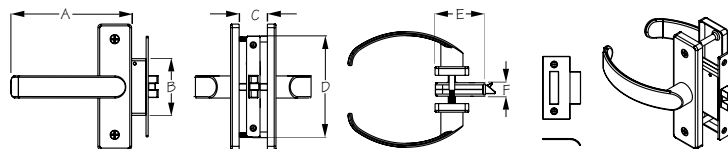


Bulk	Display	A	B	C	Style	Load Limit	Fastener	Wt.(lb.)	Std. Pack
221350	221350-1	6-1/2"	15/16"	11-11/16"	Light Duty	300 lbs.	#12 RH	1.50	1 pr
221355	221355-1	6-1/2"	15/16"	11-11/16"	Heavy Duty	500 lbs.	#12 RH	1.90	1 pr

These Folding Table Support Brackets fold and lock your table top in place. The heavy duty version (pictured) is rated for 500 lbs. and features thicker sliders. The light duty version is rated for 300 lbs. Constructed of corrosion resistant stamped 304 stainless steel. Installs with #12 RH fasteners (not included).

**DOOR HANDLE LATCH**

Investment Cast 316 Stainless Steel



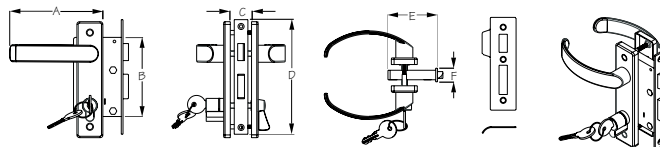
Bulk	Display	A	B	C	D	E	F	Fastener	Wt.(lb.)	Std. Pack
n/a	221610-1	4-1/8"	2"	3/4"-1-1/2"	3-9/16"	1-3/4"	7/16"	#8 FH	.98	1 ea

This Door Handle Latch is highly polished for a modern, sleek look. Includes strike plate and mounting template. Handle is reversible for both left and right hung doors. Fits doors from 3/4" - 1-1/2" thick. Constructed of corrosion resistant investment cast 316 stainless steel. Latch and strike plate installs with four #8 FH fasteners (not included).

⚠ **WARNING:** Cancer and Reproductive Harm - www.P65Warnings.ca.gov

**DOOR HANDLE LATCH - LOCKING**

Investment Cast 316 Stainless Steel



Bulk	Display	A	B	C	D	E	F	Fastener	Wt.(lb.)	Std. Pack
n/a	221615-1	4-1/8"	3-9/16"	3/4"-1-1/2"	5-1/4"	1-1/4"	7/16"	#8 FH	.98	1 ea

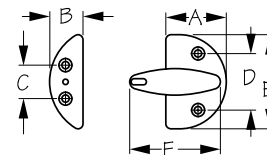
This Locking Door Handle Latch is highly polished for a modern, sleek look. Features open from outside deadbolt with cylinder lock mechanism. Includes strike plate, mounting template and two keys. Handle is reversible for both left and right hung doors. Fits doors from 3/4" - 1-1/2" thick. Constructed of corrosion resistant investment cast 316 stainless steel. Latch and strike plate install with four #8 FH fasteners (not included).



⚠ **WARNING:** Cancer and Reproductive Harm - www.P65Warnings.ca.gov

**DOOR STOP BUTTON**

Stamped 304 Stainless Steel/Injection Molded Nylon

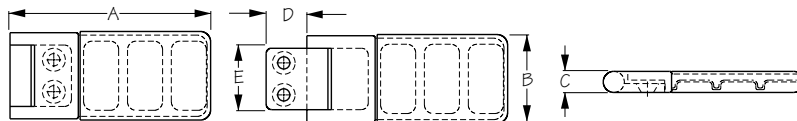


Bulk	Display	A	B	C	D	E	F	Fastener	Wt.(lb.)	Std. Pack
221670	221670-1	1-3/8"	3/4"	3/4"	1-1/4"	2-3/8"	2"	#8 FH	.08	10 ea

These Door Stop Buttons are a sleek, simple, and effective hardware solution to keep doors closed. Constructed of corrosion resistant stamped 304 stainless steel and injection molded nylon. Surface mounts with four #8 FH fasteners (not included). Comparable to Perko® #1217, without spring.

**SLIDING DOOR STOP**

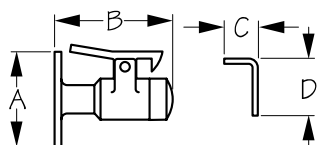
Investment Cast 316 Stainless Steel



Bulk	Display	A	B	C	D	E	Fastener	Wt.(lb.)	Std. Pack
221700	221700-1	2-7/8"	1-1/4"	1/4"	9/16"	7/8"	#8 FH	.18	5 ea

This Sliding Door Stop is designed to be installed adjacent to a track. Features a hinged arm that flips over to hold open or closed sliding windows or pocket doors. Simple and secure, this stop is constructed of corrosion resistant investment cast 316 stainless steel. Black polymer coating on stop protects windows or doors from direct metal contact. Installs with two #8 FH fasteners (not included).

⚠ **WARNING:** Cancer and Reproductive Harm - www.P65Warnings.ca.gov

**DOOR STOP AND CATCH**

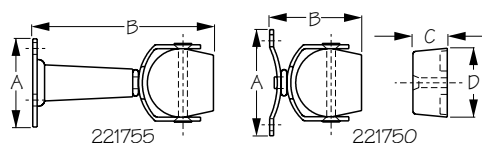
Investment Cast 316 Stainless Steel



Bulk	Display	A	B	C	D	Fastener	Wt.(lb.)	Std. Pack
221710	221710-1	2"	2-1/2"	11/16"	1-3/16"	#6 FH	.41	5 ea
221715	221715-1	2"	4"	11/16"	1-3/16"	#6 FH	.47	5 ea
OP22100	n/a	Replacement Wall Catch						.01 10 ea
OP22101	n/a	Replacement Rubber Bumper						.01 10 ea
OP22105	n/a	Replacement Spring						.01 10 ea

These Door Stop and Catches hold the door securely against the rubber stop, effectively reducing rattling common with most door hooks. The spring-loaded latch allows for quick and easy release. Constructed of corrosion resistant investment cast 316 stainless steel. Installs with five #6 FH fasteners (not included).

⚠WARNING: Cancer and Reproductive Harm - www.P65Warnings.ca.gov

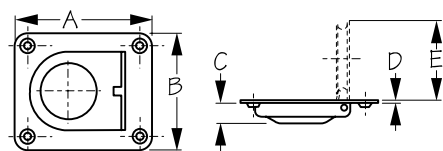
**MAGNETIC DOOR STOP**

Machined 304 Stainless Steel



Bulk	Display	A	B	C	D	Fastener	Wt.(lb.)	Std. Pack
221750	221750-1	1-13/16"	1-9/16"	9/16"	1-3/16"	#10 RH	.33	5 ea
221755	221755-1	1-1/2"	3"	9/16"	1-3/16"	#10 RH	.53	5 ea

These two-in-one Magnetic Door Stops both protect walls and hold doors open. Features a powerful, hands-free magnet that can keep door open even in heavy winds. Can be mounted either vertically to the floor, or horizontally to baseboard or wall. Constructed of corrosion resistant machined 304 stainless steel. Installs with #10 RH fasteners (not included).

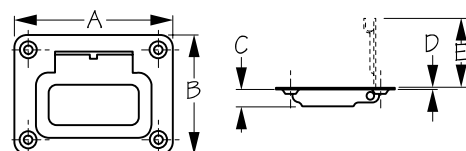
**SPRING LOADED FLUSH RING PULL**

Stamped 304 Stainless Steel



Bulk	Display	A	B	C	D	E	Fastener	Wt.(lb.)	Std. Pack
221810	221810-1	2-9/16"	2-3/16"	7/16"	1/32"	1-1/2"	#8 FH	.11	10 ea
221815	221815-1	1-3/4"	1-1/2"	7/16"	1/32"	1"	#6 FH	.06	10 ea

These Spring Loaded Flush Ring Pulls features a rattle-free handle that stays flush against the base, even in vertical applications. Ideal for use on doors, hatches, lazarettes, and dock boxes. Constructed of corrosion resistant stamped 304 stainless steel. Installs with four FH fasteners (not included).

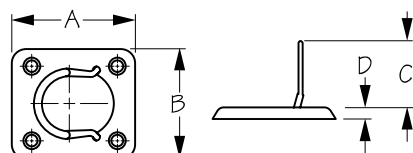
**SPRING LOADED FLUSH HATCH PULL**

Stamped 304 Stainless Steel



Bulk	Display	A	B	C	D	E	Fastener	Wt.(lb.)	Std. Pack
221820	221820-1	3"	2-1/4"	5/16"	1/32"	1-5/16"	#8 FH	.11	10 ea

This Spring Loaded Flush Hatch Pull features a rattle-free handle that stays flush against the base, even in vertical applications. Ideal for use on doors, hatches, lazarettes and dock boxes. Constructed of corrosion resistant stamped 304 stainless steel. Installs with four #8 FH fasteners (not included).

**SURFACE MOUNT RING PULL**

Stamped 304 Stainless Steel



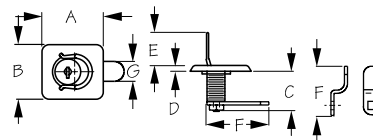
Bulk	Display	A	B	C	D	Fastener	Wt.(lb.)	Std. Pack
221830	221830-1	2-1/8"	1-15/16"	15/16"	3/16"	#10 FH	.04	10 ea

This Surface Mount Ring Pull is ideal for use on doors, hatches, lazarettes, and dock boxes. Constructed of corrosion resistant stamped 304 stainless steel. Surface mounts with four #10 FH fasteners (not included).



SURFACE MOUNT LOCKING RING PULL

Stamped 304 Stainless Steel/Die Cast Zinc Lock



Bulk	Display	A	B	C	D	E	F (Locking Arm)	G	Wt.(lb.)	Std. Pack
221831	221831-1	2-1/8"	1-15/16"	1-1/16"	3/16"	15/16"	1-7/16"-1-7/8"	1/2"	.24	10 ea

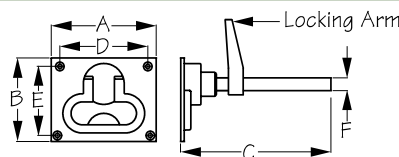
This Surface Mount Locking Ring Pull is recessed for a flush, clean installation. Includes two locking arms for flush or offset installations. Ideal for hatches, deck plates, cabinets, and drawers. Designed to keep your valuables protected, it includes two matching keys. Keys are random so requesting multiple ring pulls keyed alike is not possible. Constructed of corrosion resistant stamped 304 stainless steel with a die cast zinc lock. Installs with a back mounted threaded nut.

⚠WARNING: Cancer and Reproductive Harm - www.P65Warnings.ca.gov



HATCH HANDLE LATCH

Investment Cast 316 Stainless Steel



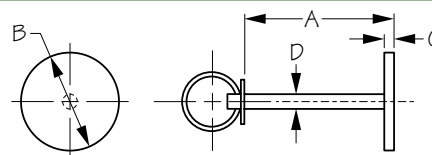
Bulk	Display	A	B	C	D	E	F	Fastener	Wt.(lb.)	Std. Pack
221835	221835-1	3-3/4"	3"	6"	3-1/8"	2-7/16"	1/2"	#8 FH	1.28	1 ea

These Hatch Handle Latches feature a handle that pivots out to open hatches and lays flush when not in use for a clean appearance. Ideal for use on doors, hatches, lazarettes, and dock boxes. Adjustable locking arm adds additional security. Once installed, the locking arm can be trimmed to length. Constructed of corrosion resistant investment cast 316 stainless steel. Installs with four #8 FH fasteners (not included).



HATCH COVER PULL

Stamped 304 Stainless Steel



Bulk	Display	Description	A	B	C	D	Wt.(lb.)	Std. Pack
221840	221840-1	Pull Only	1-15/16"	1-1/4"	1/8"	3/16"	.06	10 ea
221841	n/a	Rubber Gasket Only	n/a	n/a	n/a	n/a	.01	10 ea
221842	221842-1	Pull and Rubber Gasket	1-15/16"	1-1/4"	1/8"	3/16"	.07	10 ea

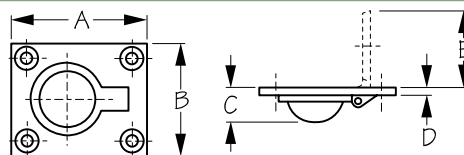
This Hatch Cover Pull provides a simple and convenient way to open the hatches in your boat. Easy-to-install, it features a stainless steel washer for a tight and secure fit, and a rubber gasket to reduce noise and resist water penetration. Commonly used on deck mounted access hatches, this hatch cover pull not only looks attractive, but is durable for use in harsh marine conditions. Constructed of stamped 304 stainless steel. Requires a 3/16" hole. Flange pull is 1-1/4" in diameter x 1/8" thick.

⚠WARNING: Cancer and Reproductive Harm - www.P65Warnings.ca.gov



RING PULL

Investment Cast 316 Stainless Steel



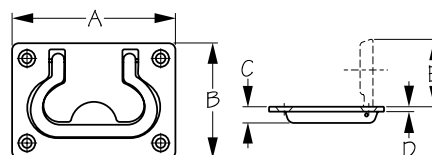
Bulk	Display	A	B	C	D	E	Fastener	Wt.(lb.)	Std. Pack
221850	221850-1	1-15/16"	1-9/16"	1/2"	1/8"	1-1/16"	#8 FH	.12	10 ea

This Ring Pull features a handle that pivots out to open hatches, etc. and lays flush when not in use for a clean appearance. Ideal for use on doors, hatches, lazarettes, and dock boxes. Constructed of corrosion resistant investment cast 316 stainless steel. Installs with four #8 FH fasteners (not included).



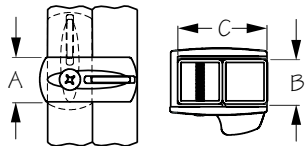
FLUSH HATCH PULL

Investment Cast 316 Stainless Steel



Bulk	Display	A	B	C	D	E	Fastener	Wt.(lb.)	Std. Pack
221860	221860-1	3"	2-1/8"	5/16"	1/16"	1-1/4"	#8 FH	.20	5 ea

This Flush Hatch Pull features a handle that pivots out to open hatches, etc. and lays flush when not in use for a clean appearance. Ideal for use on doors, hatches, lazarettes, and dock boxes. Constructed of corrosion resistant investment cast 316 stainless steel. Installs with four #8 FH fasteners (not included).

**GATE LATCH**

Investment Cast 316 Stainless Steel

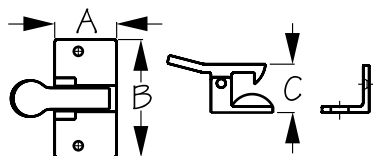


Bulk	Display	A	B	C	Fastener	Wt.(lb.)	Std. Pack
221880	221880-1	1-1/4"	1-1/4"	2-1/2"	1/4" Bolt	.40	5 ea



This Gate Latch is designed to be used with 1-1/4" square tubing. Ideal for pontoon gates. Constructed of corrosion resistant investment cast 316 stainless steel. Installs with 1/4" thru bolt (not included).

⚠ WARNING: Cancer and Reproductive Harm - www.P65Warnings.ca.gov

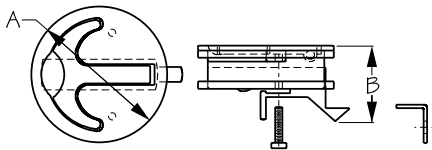
**ELBOW DECK CATCH**

Investment Cast 316 Stainless Steel



Bulk	Display	A	B	C	Fastener	Wt.(lb.)	Std. Pack
221900	n/a	1-5/16"	2-1/2"	1"	#8 RH	.30	5 ea

This Elbow Deck Catch is ideal for the inactive side of a pair of cabinet doors. For use on wood or metal doors where no frame is present between doors. This catch is quick and simple to install, allowing for the door to lock shut when pushed. Requires releasing the hook to open the door, making it very secure. Traditionally used in conjunction with a touch or magnetic latch on the primary door. Constructed of corrosion resistant investment cast 316 stainless steel. Installs with four #8 RH fasteners (not included).

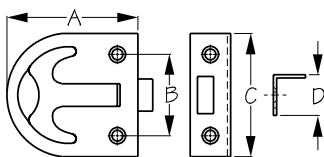
**T-HANDLE SLAM LATCH**

Investment Cast 316 Stainless Steel



Bulk	Display	A	B	Cutout Hole Size	Fastener	Wt.(lb.)	Std. Pack
221910	221910-1	2-7/16"	1-3/8"	2"	1/8" RH	.31	5 ea

This T-Handle Slam Latch features push-to-close functionality. Activated by the shutting or slamming of a door, they are designed so that a spring inside automatically retracts the latch, engaging the keeper and retaining the cover against the frame. Fast and easy to use, this latch features a recessed, rattle-free, spring loaded T-handle for quick access. Constructed of corrosion resistant investment cast 316 stainless steel. Easy to install by simply inserting the latch body through a single round 2" cut-out and screwing on the back plate. Includes hardware to mount latch. Keeper hardware not included.

**T-HANDLE LATCH**

Investment Cast 316 Stainless Steel



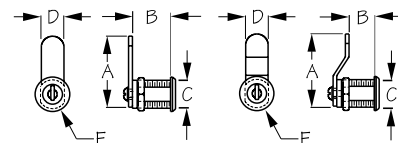
Bulk	Display	A	B	C	D	Fastener	Wt.(lb.)	Std. Pack
221920	221920-1	2-7/16"	1-1/2"	2-1/4"	3/4"	#8 FH	.31	5 ea

This T-Handle Latch features a recessed T-handle for a flush, clean installation. Constructed of corrosion resistant investment cast 316 stainless steel. Installs with four #8 FH fasteners (not included).



CAM LOCK

Die Cast Zinc/Stamped 304 Stainless Steel Nut



Bulk	Display	A (Locking Arm)	B	C	D	E	Wt.(lb.)	Std. Pack
221930	221930-1	1-9/16" - 1-7/8"	1" / 11/16"	3/4"	1/2"	15/16"	.20	10 ea

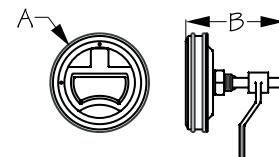
This cylindrical Cam Lock assembly features a pivot mechanism that will swivel to engage in a locked, or open position, simply by turning the cam assembly. Includes two locking arms for flush or offset installations and two matching keys. Keys are random so keyed alike cam locks cannot be guaranteed. Constructed of die cast zinc. Installs with back mounted 304 stainless steel nut.

⚠ WARNING: Cancer and Reproductive Harm - www.P65Warnings.ca.gov



ROUND HATCH HANDLE LATCH

Investment Cast 316 Stainless Steel



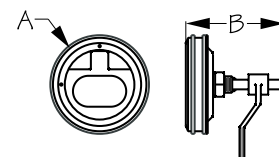
Bulk	Display	A	B	Cutout Hole Size	Max. Depth	Wt.(lb.)	Std. Pack
221942	n/a	2-3/8"	3-3/4"	2"	7/8"	.96	1 ea
221944	n/a	3-1/2"	3-3/4"	3"	7/8"	2.11	1 ea

These Round Hatch Handle Latches feature a T-handle to engage the offset locking arm. Handle is recessed for a flush, clean installation. Constructed of corrosion resistant investment cast 316 stainless steel. Requires a 2" or 3" size cut-out hole. Installs with a back mounted stainless nut.



LARGE ROUND HATCH HANDLE LATCH

Investment Cast 316 Stainless Steel



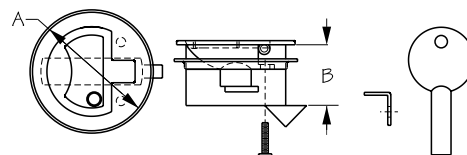
Bulk	Display	A	B	Cutout Hole Size	Max. Depth	Wt.(lb.)	Std. Pack
221954	n/a	3-1/2"	3-3/4"	3"	7/8"	2.03	1 ea

This Large Round Hatch Handle Latch features a T-handle to engage the offset locking arm. Handle is recessed for a flush, clean installation. Constructed of corrosion resistant investment cast 316 stainless steel. Requires a 3" size cut-out hole. Installs with a back mounted stainless nut.



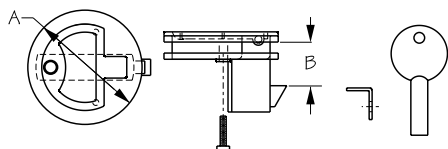
SLAM LATCH

Investment Cast 316 Stainless Steel



Bulk	Display	A	B	Cutout Hole Size	Locking	Fastener	Wt.(lb.)	Std. Pack
221961	n/a	1-3/4"	7/8"	1-1/2"	No	1/8" RH	.21	1 ea
221961L	n/a	1-3/4"	7/8"	1-1/2"	Yes	1/8" RH	.25	1 ea

These Slam Latches feature push-to-close functionality. Activated by the shutting or slamming of a door, they are designed so that a spring inside automatically retracts the latch, engaging the keeper and retaining the cover against the frame. Fast and easy to use, this latch features a recessed, rattle-free, spring loaded T-handle for quick access. Constructed of corrosion resistant investment cast 316 stainless steel. Easy to install by simply inserting the latch body through a single round 1-1/2" cutout and screwing on the back plate. Includes hardware to mount latch. Keeper hardware not included. Available in locking (pictured) and non-locking configurations.

**WATERTIGHT SLAM LATCH**

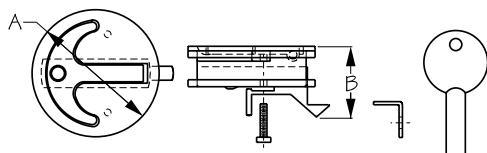
Investment Cast 316 Stainless Steel



Bulk	Display	A	B	Cutout Hole Size	Locking	Fastener	Wt.(lb.)	Std. Pack
221962	n/a	2-5/16"	1-1/16"	2"	No	1/8" RH	.31	1 ea
221962L	n/a	2-5/16"	1-1/16"	2"	Yes	1/8" RH	.35	1 ea

These Watertight Slam Latches feature push-to-close functionality. Activated by the shutting or slamming of a door, they are designed so that a spring inside automatically retracts the latch, engaging the keeper and retaining the cover against the frame. Includes a pair of seals to prevent water from passing through the latch. Fast and easy to use, this latch features a recessed, rattle-free, spring loaded T-handle for quick access. Constructed of corrosion resistant investment cast 316 stainless steel. Easy to install by simply inserting the latch body through a single round 2" cutout and screwing on the back plate. Includes hardware to mount latch. Keeper hardware not included. Available in locking (pictured) and non-locking configurations.

⚠WARNING: Cancer and Reproductive Harm - www.P65Warnings.ca.gov

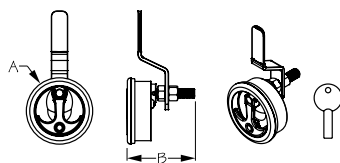
**T-HANDLE SLAM LATCH**

Investment Cast 316 Stainless Steel



Bulk	Display	A	B	Cutout Hole Size	Locking	Fastener	Wt.(lb.)	Std. Pack
221972	n/a	2-3/8"	1-11/16"	2"	No	1/8" RH	.31	1 ea
221972L	n/a	2-3/8"	1-11/16"	2"	Yes	1/8" RH	.35	1 ea

These T-Handle Slam Latches feature push-to-close functionality. Activated by the shutting or slamming of a door, they are designed so that a spring inside automatically retracts the latch, engaging the keeper and retaining the cover against the frame. Fast and easy to use, this latch features a recessed, rattle-free, spring loaded T-handle for quick access. Constructed of corrosion resistant investment cast 316 stainless steel. Easy to install by simply inserting the latch body through a single round 2" cutout and screwing on the back plate. Includes hardware to mount latch. Keeper hardware not included. Available in locking (pictured) and non-locking configurations.

**T-HANDLE LOCKING COMPRESSION LATCH**

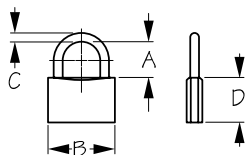
Investment Cast 316 Stainless Steel



Bulk	Display	A	B	Locking	Cutout Hole Size	Max. Depth	Wt.(lb.)	Std. Pack
221982L	221982L-1	2-7/16"	2-1/2"	Yes	2"	2"	.96	1 ea
OP22110	n/a	Rubber Gasket					.01	10 ea

This T-Handle Locking Compression Latch features a T-handle to engage the offset locking arm. Handle is recessed for a flush, clean installation. Locking feature for secure hatches. Includes heavy duty stainless key. Constructed of corrosion resistant investment cast 316 stainless steel. Requires a 2" size cutout hole. Installs with a back mounted stainless cup. Rubber gasket optional (OP22110).

⚠WARNING: Cancer and Reproductive Harm - www.P65Warnings.ca.gov

**PADLOCK**

Brass



Bulk	Display	A	B	C	D	# of Keys	Wt.(lb.)	Std. Pack
222004	222004-1	13/16"	1-1/2"	1/4"	1-3/16"	3	.23	12 ea / 10 ea

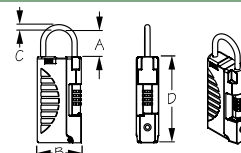
Padlock includes three keys. Brass construction.

⚠WARNING: Cancer and Reproductive Harm - www.P65Warnings.ca.gov



COMBINATION KEY BOX LOCK

Powder Coated Steel



Bulk	Display	A	B	C	D	Wt.(lb.)	Std. Pack
n/a	222009-1	1-5/8"	2-1/2"	5/16"	5-3/16"	1.34	1 ea

Combination Key Box Lock is great for dock boxes and entry doors. Large capacity lock box fits multiple keys. Interior dimensions: 4-1/2"L X 1-1/2"D X 7/8"W. Programable combination is preset to open on 0-0-0. Thousands of personalized combination code options. Combination reset instructions included. Hinged side opening door is permanently attached to prevent loss. Hang the lock box on a door, fence, railing, or anywhere it can securely lock. Constructed of powder coated steel with a hardened steel shackle for extra security.

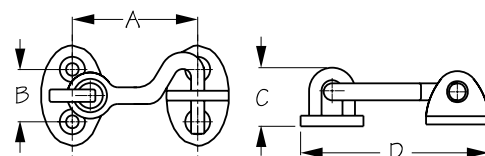


⚠WARNING: Cancer and Reproductive Harm - www.P65Warnings.ca.gov



DOOR HOOK

Sand Cast Brass or Chrome Plated Brass



Bulk	Display	A	B	C	D	Finish	Fastener	Wt.(lb.)	Std. Pack
222050	222050-1	1-1/2"	5/8"	11/16"	2-1/4"	Chrome	#6 FH	.09	10 ea
222051	222051-1	1-1/2"	5/8"	11/16"	2-1/4"	Brass	#6 FH	.09	10 ea

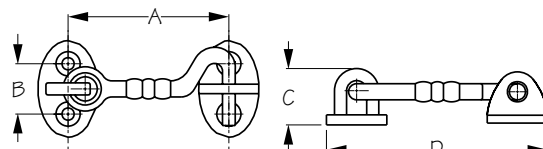
These hook-and-eye style Door Hooks allow additional security for doors and cabinets to lock in closed or open positions. Ideal for use on doors, gates, cabinets, and shutters. Constructed of sand cast brass with a plain polished or chrome plated finish. Surface mounts with four #6 FH fasteners (not included).

⚠WARNING: Cancer and Reproductive Harm - www.P65Warnings.ca.gov



DECORATIVE DOOR HOOK

Sand Cast Brass or Chrome Plated Brass



Bulk	Display	A	B	C	D	Finish	Fastener	Wt.(lb.)	Std. Pack
222055	222055-1	1-3/4"	5/8"	11/16"	2-1/2"	Chrome	#6 FH	.09	10 ea
222056	222056-1	1-3/4"	5/8"	11/16"	2-1/2"	Brass	#6 FH	.09	10 ea
222065	222065-1	2-3/4"	5/8"	11/16"	3-1/2"	Chrome	#6 FH	.12	10 ea
222066	222066-1	2-3/4"	5/8"	11/16"	3-1/2"	Brass	#6 FH	.12	10 ea

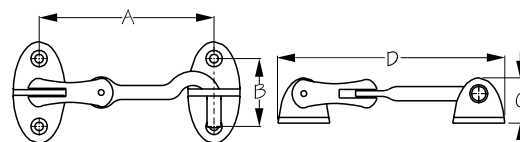
These hook-and-eye style Decorative Door Hooks allow additional security for doors and cabinets to lock in closed or open positions. Ideal for use on doors, gates, cabinets, and shutters. Constructed of sand cast brass with a plain polished or chrome plated finish. Surface mounts with four #6 FH fasteners (not included).

⚠WARNING: Cancer and Reproductive Harm - www.P65Warnings.ca.gov



DOOR HOOK WITH SWIVEL

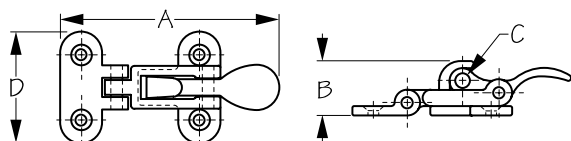
Precision Cast Brass or Chrome Plated Brass



Bulk	Display	A	B	C	D	Finish	Fastener	Wt.(lb.)	Std. Pack
222090	222090-1	5-1/16"	15/16"	3/4"	5-5/8"	Chrome	#6 FH	.26	10 ea
222091	222091-1	5-1/16"	15/16"	3/4"	5-5/8"	Brass	#6 FH	.26	10 ea

These cabin Door Hooks with Swivels feature a dual action hinge to eliminate rattle and ensures a secure fit. For use on any type of door to lock in closed or open positions. Constructed of precision cast brass with a plain polished or chrome plated finish. Surface mounts with four #6 FH fasteners (not included).

⚠WARNING: Cancer and Reproductive Harm - www.P65Warnings.ca.gov

**ANTI-RATTLE LATCH**

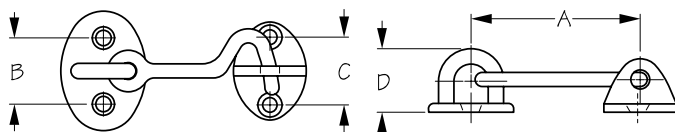
Sand Cast Brass Chrome Plated



Bulk	Display	A	B	C	D	Fastener	Wt.(lb.)	Std. Pack
222110	222110-1	4"	15/16"	1/4"	2"	#10 FH	.27	10 ea

Anti-Rattle Latch features an open-mount, center-tensioning cam latch for a tight, no-rattle seal. Latch also features a locking hole that will accept a padlock with up to a 1/4" diameter shank. Ideal for cabinets, doors, and hatches. Constructed of chrome plated sand cast brass. Surface mounts with four #10 FH fasteners (not included).

⚠WARNING: Cancer and Reproductive Harm - www.P65Warnings.ca.gov

**DOOR HOOK**

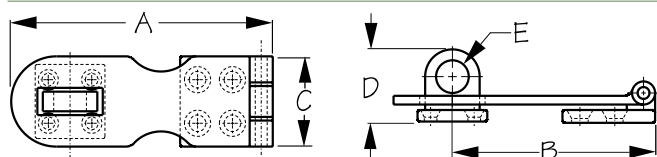
Cast Brass Chrome Plated



Bulk	Display	A	B	C	D	Fastener	Wt.(lb.)	Std. Pack
222112	222112-1	2-5/16"	13/16"	13/16"	3/4"	#6 FH	.07	10 ea
222113	222113-1	2-3/4"	13/16"	13/16"	3/4"	#6 FH	.08	10 ea

These hook-and-eye style cabin Door Hooks allow additional security for doors and cabinets to lock in closed or open positions. Ideal for use on doors, gates, cabinets, and shutters. Constructed of chrome plated cast brass. Surface mounts with four #6 FH fasteners (not included).

⚠WARNING: Cancer and Reproductive Harm - www.P65Warnings.ca.gov

**HASP**

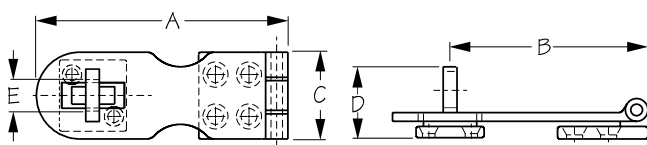
Sand Cast Brass or Chrome Plated Brass



Bulk	Display	A	B	C	D	E	Finish	Fastener	Wt.(lb.)	Std. Pack
222120	222120-1	3"	2-5/16"	1"	3/4"	3/8"	Chrome	#6 FH	.17	10 ea
222121	222121-1	3"	2-5/16"	1"	3/4"	3/8"	Brass	#6 FH	.17	10 ea

These Hasps are designed with a slotted plate that fits over a fixed post. Prevents removal when used in conjunction with a padlock. For added security, all mounting screws are concealed when hasp is closed. Ideal for use on doors, cabinets, chests, and lockers. Constructed of sand cast brass with a plain polished or chrome plated finish. Installs with eight #6 FH fasteners (not included).

⚠WARNING: Cancer and Reproductive Harm - www.P65Warnings.ca.gov

**SWIVEL HASP**

Sand Cast Brass/Chrome Plated



Bulk	Display	A	B	C	D	E	Finish	Fastener	Wt.(lb.)	Std. Pack
222130	222130-1	3"	2-3/8"	1"	1"	3/8"	Chrome	#6 FH	.17	10 ea

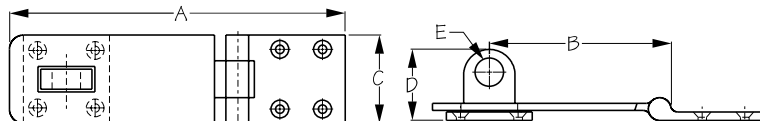
These Swivel Hasps are designed with a slotted plate that fits over a swivel pad eye. The swivel eye rotates acting as a temporary lock, but can also be used in conjunction with a padlock for more permanent protection. For added security, all mounting screws are concealed when hasp is closed. Ideal for use on doors, cabinets, chests, and lockers. Constructed of sand cast brass with a chrome plated finish. Installs with two #4 FH and four #6 FH fasteners (not included).

⚠WARNING: Cancer and Reproductive Harm - www.P65Warnings.ca.gov



HEAVY DUTY HASP

Sand Cast Brass or Chrome Plated Brass



Bulk	Display	A	B	C	D	E	Finish	Fastener	Wt.(lb.)	Std. Pack
222150	222150-1	5-7/8"	3-1/4"	1-9/16"	1-1/4"	1/2"	Chrome	#8 FH	.59	10 ea
222155	222155-1	5-7/8"	3-1/4"	1-9/16"	1-1/4"	1/2"	Brass	#8 FH	.59	10 ea

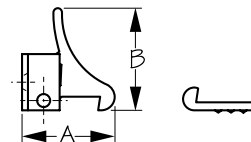
These Heavy Duty Hasps are designed with a slotted plate that fits over a fixed post. Prevents removal when used in conjunction with a padlock. Ideal for use on doors, cabinets, chests, and lockers. Constructed of sand cast brass with a plain polished or chrome plated finish. Installs with eight #8 FH fasteners (not included).

⚠ WARNING: Cancer and Reproductive Harm - www.P65Warnings.ca.gov



ELBOW CATCH

Extruded Brass or Chrome Plated Brass



Bulk	Display	A	B	Finish	Fastener	Wt.(lb.)	Std. Pack
222330	222330-1	1-1/8"	1-5/16"	Chrome	#6 FH	.06 / .12	10 ea / 10 pr
222335	222335-1	1-1/8"	1-5/16"	Brass	#6 FH	.06 / .12	10 ea / 10 pr

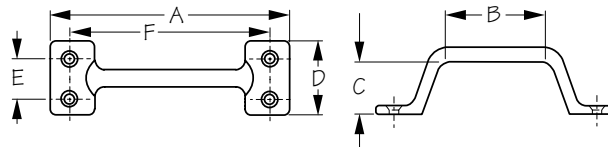
This spring-loaded Elbow Catch is ideal for the inactive side of a pair of cabinet doors. For use on wood or metal doors where no frame is present between doors. These catches are quick and simple to install, allowing for door to lock shut when pushed. Requires releasing the hook to open the door, making them very secure. Traditionally used in conjunction with a touch or magnetic latch on the primary door. Slotted hole in catch allows for adjustable installation. Constructed of extruded brass with a plain polished or chrome plated finish. Surface mounts with two #6 FH fasteners (not included).

⚠ WARNING: Cancer and Reproductive Harm - www.P65Warnings.ca.gov



LIFT HANDLE

Sand Cast Brass Chrome Plated



Bulk	Display	A	B	C	D	E	F	Fastener	Wt.(lb.)	Std. Pack
222340	222340-1	4-3/4"	2-5/8"	13/16"	1-1/4"	5/8"	4-1/16"	#10 FH	.18	10 ea

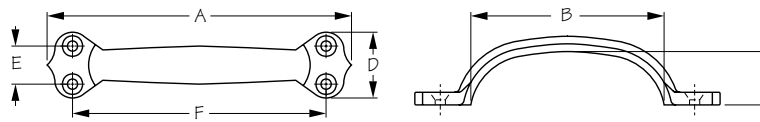
This sturdy Lift Handle can be used in a multitude of applications including doors, drawers, and cabinets. Constructed of sand cast brass with a chrome plated finish for durability. Installs with four #10 FH fasteners (not included).

⚠ WARNING: Cancer and Reproductive Harm - www.P65Warnings.ca.gov



DELUXE LIFT HANDLE

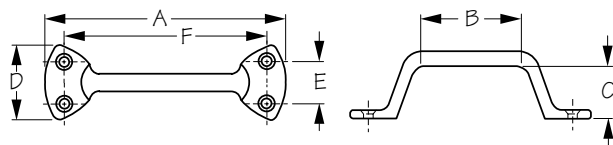
Sand Cast Brass or Chrome Plated Brass



Bulk	Display	A	B	C	D	E	F	Finish	Fastener	Wt.(lb.)	Std. Pack
222345	222345-1	4"	2-11/16"	7/8"	1"	1/2"	3-3/8"	Chrome	#8 FH	.19	10 ea
222346	222346-1	4"	2-11/16"	7/8"	1"	1/2"	3-3/8"	Brass	#8 FH	.19	10 ea
222348	222348-1	6"	3-13/16"	1-1/16"	1-5/16"	3/4"	5"	Chrome	#10 FH	.35	10 ea
222349	222349-1	6"	3-13/16"	1-1/16"	1-5/16"	3/4"	5"	Brass	#10 FH	.35	10 ea

These Deluxe Lift Handles can be used in a multitude of applications including doors, drawers and cabinets. Constructed of sand cast brass with a plain polished (222346 and 222349) or chrome plated finish (222345 and 222348). Installs with four FH fasteners (not included).

⚠ WARNING: Cancer and Reproductive Harm - www.P65Warnings.ca.gov

**LIFT HANDLE**

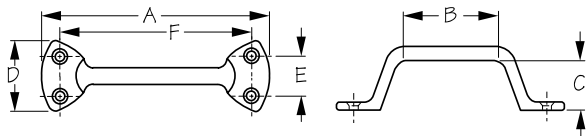
Sand Cast Brass Chrome Plated



Bulk	Display	A	B	C	D	E	F	Fastener	Wt.(lb.)	Std. Pack
222350	222350-1	5-3/4"	2-5/8"	1-1/4"	1-3/4"	1"	4-3/4"	#8 FH	.41	10 ea

This heavy duty Lift Handle is ideal for cabinets and drawers. This durable handle provides ample hand clearance for maximum grip. Constructed of sand cast brass with a chrome plated finish. Installs with four #8 FH fasteners (not included).

▲WARNING: Cancer and Reproductive Harm - www.P65Warnings.ca.gov

**LIFT HANDLE**

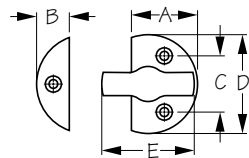
Sand Cast Brass or Chrome Plated Brass



Bulk	Display	A	B	C	D	E	F	Finish	Fastener	Wt.(lb.)	Std. Pack
222355	222355-1	6"	2-1/2"	1-1/4"	1-7/8"	1-1/16"	5"	Chrome	#8 FH	.41	10 ea
222356	222356-1	6"	2-1/2"	1-1/4"	1-7/8"	1-1/16"	5"	Brass	#8 FH	.41	10 ea

These Lift Handles can be used in a multitude of applications including doors, drawers and cabinets. Constructed of sand cast brass with a plain polished (222356) or chrome plated finish (222355). Installs with four #8 FH fasteners (not included).

▲WARNING: Cancer and Reproductive Harm - www.P65Warnings.ca.gov

**DOOR STOP BUTTON**

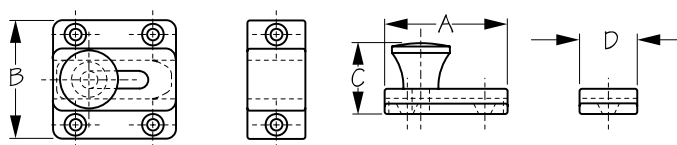
Cast Brass or Chrome Plated Brass



Bulk	Display	A	B	C	D	E	Finish	Fastener	Wt.(lb.)	Std. Pack
222360	222360-1	1-3/16"	1/2"	1"	1-3/4"	1-11/16"	Chrome	#6 FH	.13	10 ea
222365	222365-1	1-3/16"	1/2"	1"	1-3/4"	1-11/16"	Brass	#6 FH	.13	10 ea

These Door Stop Buttons are a sleek, simple, and effective hardware solution to keep doors closed. Constructed of cast brass with a plain polished or chrome plated finish. Surface mounts with three #6 FH fasteners (not included).

▲WARNING: Cancer and Reproductive Harm - www.P65Warnings.ca.gov

**CUPBOARD BOLT**

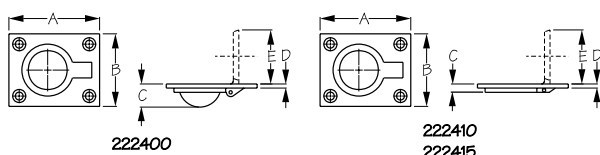
Extruded Brass Chrome Plated



Bulk	Display	A	B	C	D	Fastener	Wt.(lb.)	Std. Pack
222380	222380-1	1-1/2"	1-1/2"	1"	3/4"	#6 FH	.14	10 ea

These Cupboard Bolts are used to secure cabinet doors while underway. Constructed of corrosion resistant chrome plated extruded brass. Surface mounts with six #6 FH fasteners (not included).

▲WARNING: Cancer and Reproductive Harm - www.P65Warnings.ca.gov

**RING PULL**

Cast Brass or Chrome Plated Brass



Bulk	Display	A	B	C	D	E	Finish	Fastener	Wt.(lb.)	Std. Pack
222400	222400-1	1-3/4"	1-1/2"	1/2"	1/8"	1-1/8"	Chrome	#6 FH	.10	10 ea
222410	222410-1	2-1/2"	2"	3/16"	1/8"	1-1/2"	Chrome	#8 FH	.22	10 ea
222415	222415-1	2-1/2"	2"	3/16"	1/8"	1-1/2"	Brass	#8 FH	.21	10 ea

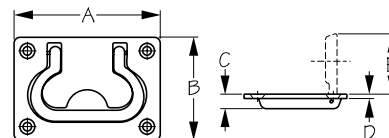
These Ring Pulls feature a handles that pivots out to open hatches and lays flush when not in use for a clean appearance. Ideal for use on doors, cabinets, hatches, chests, and drawers. Constructed of sand cast brass with a plain polished or chrome plated finish. Installs with four FH fasteners (not included).

▲WARNING: Cancer and Reproductive Harm - www.P65Warnings.ca.gov



HATCH PULL

Sand Cast Brass Chrome Plated



Bulk	Display	A	B	C	D	E	Fastener	Wt.(lb.)	Std. Pack
222420	222420-1	3"	2-1/8"	5/16"	1/16"	1-1/4"	#8 FH	.20	10 ea

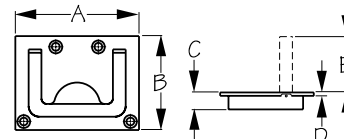
This Hatch Pull features a handle that pivots out to open hatches and lays flush when not in use for a clean appearance. Ideal for use on doors, hatches, lazarettes, and dock boxes. Constructed of sand cast brass with a chrome plated finish. Installs with four #8 FH fasteners (not included).

⚠ WARNING: Cancer and Reproductive Harm - www.P65Warnings.ca.gov



HATCH HANDLE

Sand Cast Brass or Chrome Plated Brass



Bulk	Display	A	B	C	D	E	Finish	Fastener	Wt.(lb.)	Std. Pack
222425	222425-1	2-15/16"	2-3/16"	3/8"	1/16"	1-3/16"	Chrome	#8 FH	.37	10 ea
222426	222426-1	2-15/16"	2-3/16"	3/8"	1/16"	1-3/16"	Brass	#8 FH	.37	10 ea

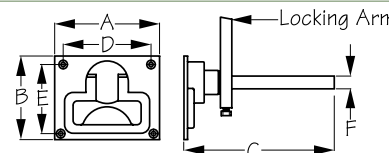
These Hatch Handles feature a handle that pivots out to open hatches and lays flush when not in use for a clean appearance. Ideal for use on doors, hatches, lazarettes, and dock boxes. Constructed of sand cast brass with a plain polished or chrome plated finish. Installs with four #8 FH fasteners (not included).

⚠ WARNING: Cancer and Reproductive Harm - www.P65Warnings.ca.gov



HATCH HANDLE LATCH

Chrome Plated Cast Brass



Bulk	Display	A	B	C	D	E	F	Finish	Wt.(lb.)	Std. Pack
222435	222435-1	3-1/8"	2-11/16"	4-5/16"	2-5/8"	2-1/16"	1/2"	Chrome	1.10	1 ea
222440	222440-1	3-3/4"	3"	4-5/16"	3-1/8"	2-7/8"	1/2"	Chrome	1.46	1 ea

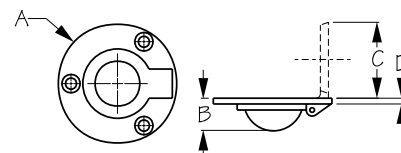
These Hatch Handle Latches feature a handle that pivots out to open hatches and lays flush when not in use for a clean appearance. Ideal for use on doors, hatches, lazarettes, and dock boxes. Adjustable locking arm adds additional security. Once installed, the locking arm can be trimmed to length. Constructed of sand cast brass with a chrome plated finish. Installs with four #8 FH fasteners (not included).

⚠ WARNING: Cancer and Reproductive Harm - www.P65Warnings.ca.gov



ROUND RING PULL

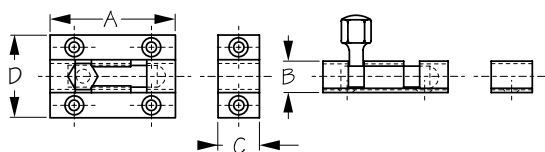
Sand Cast Brass or Chrome Plated Brass




Bulk	Display	A	B	C	D	Finish	Fastener	Wt.(lb.)	Std. Pack
222460	222460-1	1-5/8"	7/16"	1-1/16"	1/16"	Chrome	#8 FH	.07	10 ea
222461	222461-1	1-5/8"	7/16"	1-1/16"	1/16"	Brass	#8 FH	.07	10 ea
222465	222465-1	2"	7/16"	1-1/16"	1/16"	Chrome	#8 FH	.10	10 ea
222466	222466-1	2"	7/16"	1-1/16"	1/16"	Brass	#8 FH	.10	10 ea

These Round Ring Pulls feature a handle that pivots out to open hatches and lays flush when not in use for a clean appearance. Ideal for use on doors, cabinets, hatches, chests, and drawers. Constructed of sand cast brass with a plain polished or chrome plated finish. Installs with three #8 FH fasteners (not included).

⚠ WARNING: Cancer and Reproductive Harm - www.P65Warnings.ca.gov

**BARREL BOLT**

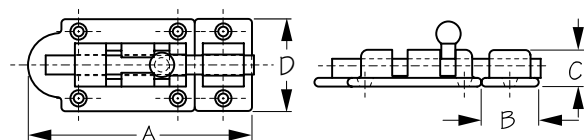
Extruded Brass Chrome Plated



Bulk	Display	A (Less Striker)	B	C	D	Fastener	Wt.(lb.)	Std. Pack
222500	222500-1	1-1/2"	3/8"	1/2"	1"	#6 FH	.11	10 ea
222501	222501-1	2"	3/8"	1/2"	1"	#6 FH	.11	10 ea
222502	222502-1	2-1/2"	3/8"	1/2"	1"	#6 FH	.16	10 ea
222503	222503-1	3"	3/8"	1/2"	1"	#6 FH	.18	10 ea

These Barrel Bolts provide additional security as either a primary or back-up locking system. Ideal for use on doors, gates, and cabinets. Appropriate for vertical, horizontal, left, or right-hand applications. In vertical use, notch in barrel holds bolt in locked position. Constructed of extruded brass with a chrome plated finish. Surface mounts with six #6 FH fasteners (not included).

⚠WARNING: Cancer and Reproductive Harm - www.P65Warnings.ca.gov

**BARREL BOLT**

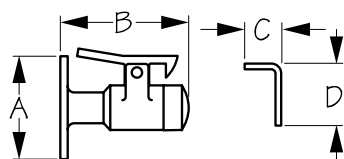
Sand Cast Brass Chrome Plated



Bulk	Display	A	B	C	D	Fastener	Wt.(lb.)	Std. Pack
222522	222522-1	2-7/8"	3/4"	1/2"	1-3/16"	#6 FH	.13	10 ea

These Barrel Bolts provide additional security as either a primary or back-up locking system. Ideal for use on doors, gates, and cabinets. Appropriate for vertical, horizontal, left, or right-hand applications. In vertical use, notch in barrel holds bolt in locked position. Constructed of sand cast brass with a chrome plated finish. Surface mounts with six #6 FH fasteners (not included).

⚠WARNING: Cancer and Reproductive Harm - www.P65Warnings.ca.gov

**DOOR STOP AND CATCH**

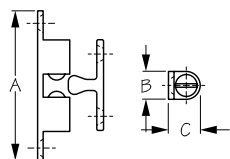
Sand Cast Brass or Chrome Plated Brass



Bulk	Display	A	B	C	D	Finish	Fastener	Wt.(lb.)	Std. Pack
222710	222710-1	2"	2-1/2"	11/16"	1-3/16"	Chrome	#6 FH	.41	5 ea
222712	222712-1	2"	2-1/2"	11/16"	1-3/16"	Brass	#6 FH	.41	5 ea

These Door Stops and Catches are both decorative and functional. Designed to hold the door securely against the rubber stop, effectively reducing rattling common with most door hooks. The spring-loaded latch allows for quick and easy release. Constructed of sand cast brass with a plain polished or chrome plated finish. Installs with five #6 FH fasteners (not included).

⚠WARNING: Cancer and Reproductive Harm - www.P65Warnings.ca.gov

**STUD CATCH**

Sand Cast Brass or Chrome Plated Brass



Bulk	Display	A	B	C	Finish	Fastener	Wt.(lb.)	Std. Pack
222821	222821-1	1-11/16"	5/16"	3/8"	Chrome	#4 FH	.03 / .06	10 ea / 10 pr
222822	222822-1	1-15/16"	3/8"	7/16"	Chrome	#4 FH	.05 / .10	10 ea / 10 pr
222823	222823-1	2-5/16"	7/16"	1/2"	Chrome	#6 FH	.09 / .18	10 ea / 10 pr
222841	222841-1	1-11/16"	5/16"	3/8"	Brass	#4 FH	.03 / .06	10 ea / 10 pr
222842	222842-1	1-15/16"	3/8"	7/16"	Brass	#4 FH	.05 / .10	10 ea / 10 pr
222843	222843-1	2-5/16"	7/16"	1/2"	Brass	#6 FH	.09 / .18	10 ea / 10 pr

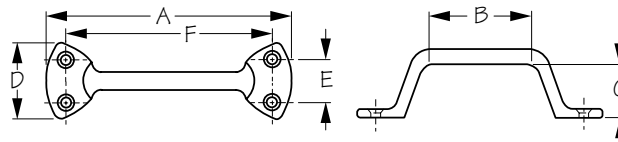
These Stud Catches are ideal for applications that require repeated disengagement. The design affords no direct contact between the stud and panel surfaces, preventing damage and wear. Stud catches feature an adjustable, stainless steel, spring-loaded ball that allows for easy adjustment of the holding strength depending on door size. Strike plate can be positioned to enter in any of three ways, from the front or either side. Constructed of sand cast brass with a plain polished or chrome plated finish. Installs with four FH fasteners (not included).

⚠WARNING: Cancer and Reproductive Harm - www.P65Warnings.ca.gov



LIFT HANDLE

Die Cast Zinc Chrome Plated



Bulk	Display	A	B	C	D	E	F	Fastener	Wt.(lb.)	Std. Pack
224260	224260-1	5-7/8"	2-3/4"	1-3/8"	2"	1-1/8"	4-15/16"	#10 FH	.36	10 ea

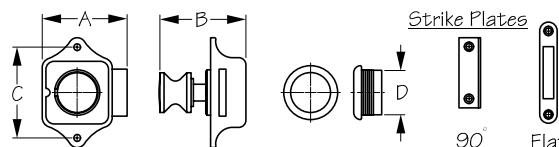
This Lift Handle is great for use on cabinets and drawers. It provides ample hand clearance for maximum grip. Constructed of chrome plated die cast zinc. Installs with four #10 FH fasteners (not included). Recommended for fresh water use.

⚠WARNING: Cancer and Reproductive Harm - www.P65Warnings.ca.gov



PUSH BUTTON RIM LATCH

Brushed Brass or Chrome Plated Brass/Plastic Housing



Bulk	Display	A	B	C	D	Max. Door Thickness	Finish on Brass	Fastener	Wt.(lb.)	Std. Pack
224300	224300-1	1-15/16"	1-7/8"	2-1/16"	1"	1"	Polished Chrome	#6 RH	.20	5 ea
224301	224301-1	1-15/16"	1-7/8"	2-1/16"	1"	1"	Polished Brass	#6 RH	.20	5 ea
224303	224303-1	1-15/16"	1-7/8"	2-1/16"	1"	1"	Brushed Brass	#6 RH	.20	5 ea
224320	n/a	Replacement Strike Plate-Flat							.01	10 ea
224321	n/a	Replacement Strike Plate-90°							.01	10 ea

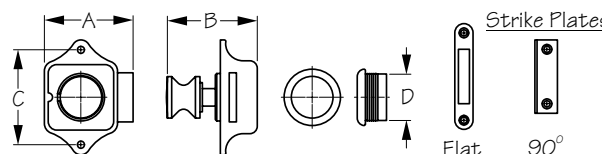
Push Button Rim Latch housings feature a streamlined, positive action closure, ensuring cabinets and drawers stay closed until the button is deliberately pushed. Suitable for left-side or right-side use. Mortise mount for a sleek, finished appearance. Constructed of sturdy plastic with a chrome plated or polished brass knob. Latch installs with two #6 RH fasteners, strike plates require two #4 FH fasteners (fasteners not included). Display version comes with both flat and 90° strike plates for inset or overlay mounting. When ordering bulk, please order strike plates (224320 flat, or 224321 90°) separately. Hole spacing on flat strike plate (224320) is 1-7/8". Hole spacing on 90° strike plate (224321) is 1-3/16". For OEM applications, varying combinations of rosette/button material are available.

⚠WARNING: Cancer and Reproductive Harm - www.P65Warnings.ca.gov



PUSH BUTTON RIM LATCH

Plastic/Plastic Housing



Bulk	Display	A	B	C	D	Max. Door Thickness	Finish on Plastic	Fastener	Wt.(lb.)	Std. Pack
224312	224312-1	1-15/16"	1-7/8"	2-1/16"	1"	1"	Polished Chrome	#6 RH	.20	5 ea
224314	224314-1	1-15/16"	1-7/8"	2-1/16"	1"	1"	Gold Plated	#6 RH	.20	5 ea
224320	n/a	Replacement Strike Plate-Flat							.01	10 ea
224321	n/a	Replacement Strike Plate-90°							.01	10 ea

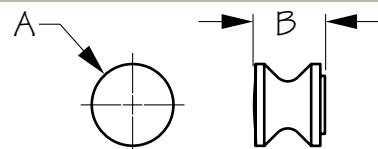
Push Button Rim Latch housings feature a streamlined, positive action closure, ensuring cabinets and drawers stay closed until the button is deliberately pushed. Suitable for left-side or right-side use. Mortise mount for a sleek, finished appearance. Constructed of sturdy plastic with a polished chrome or gold plated knob. Latch installs with two #6 RH fasteners, strike plates require two #4 FH fasteners (fasteners not included). Display version comes with both flat and 90° strike plates for inset or overlay mounting. When ordering bulk, please order strike plates (224320 flat, or 224321 90°) separately. Hole spacing on flat strike plate (224320) is 1-7/8". Hole spacing on 90° strike plate (224321) is 1-3/16".

⚠WARNING: Cancer and Reproductive Harm - www.P65Warnings.ca.gov



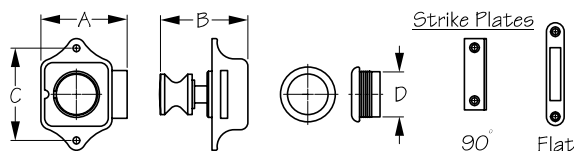
RIM LATCH KNOB

Chrome Plated Cast Brass



Bulk	Display	Thread	Finish	A	B	Wt.(lb.)	Std. Pack
224350	224350-1	M6 x 1.00	Chrome Plated	7/8"	3/4"	.08	10 ea

⚠WARNING: Cancer and Reproductive Harm - www.P65Warnings.ca.gov

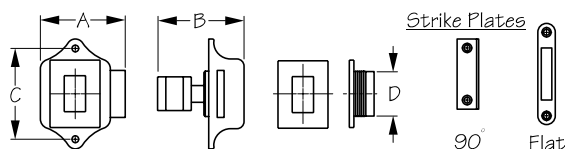
**PUSH BUTTON RIM LATCH**

Stainless Steel/Plastic Housing



Bulk	Display	A	B	C	D	Max. Door Thickness	Finish	Fastener	Wt.(lb.)	Std. Pack
225300	225300-1	1-15/16"	1-7/8"	2-1/16"	1"	1"	Stainless	#6 RH	.20	5 ea
224320	n/a	Replacement Strike Plate-Flat								.01 10 ea
224321	n/a	Replacement Strike Plate-90°								.01 10 ea

Push Button Rim Latch housings feature a streamlined, positive action closure, ensuring cabinets and drawers stay closed until the button is deliberately pushed. Suitable for left-side or right-side use. Mortise mount for a sleek, finished appearance. Constructed of sturdy plastic with a corrosion resistant 304 stainless steel knob. Latch installs with two #6 RH fasteners, strike plates require two #4 FH fasteners (fasteners not included). Display version comes with both flat and 90° strike plates for inset or overlay mounting. When ordering bulk, please order strike plates (224320 flat, or 224321 90°) separately. Hole spacing on flat strike plate (224320) is 1-7/8". Hole spacing on 90° strike plate (224321) is 1-3/16". For OEM applications, varying combinations of rosette/button material are available.

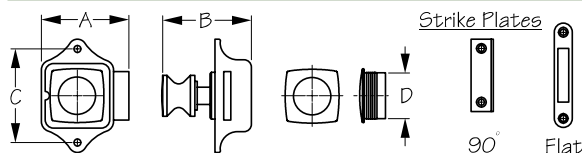
**PUSH BUTTON RIM LATCH - SQUARE**

Stainless Steel/Plastic Housing



Bulk	Display	A	B	C	D	Max. Door Thickness	Finish	Fastener	Wt.(lb.)	Std. Pack
225310	225310-1	1-15/16"	1-7/8"	2-1/16"	1"	1"	Stainless	#6 RH	.22	5 ea
224320	n/a	Replacement Strike Plate-Flat								.01 10 ea
224321	n/a	Replacement Strike Plate-90°								.01 10 ea

Push Button Rim Latch housings feature a streamlined, positive action closure, ensuring cabinets and drawers stay closed until the button is deliberately pushed. Suitable for left-side or right-side use. Mortise mount for a sleek, finished appearance. Constructed of sturdy plastic with a corrosion resistant 304 stainless steel knob. Latch installs with two #6 RH fasteners, strike plates require two #4 FH fasteners (fasteners not included). Display version comes with both flat and 90° strike plates for inset or overlay mounting. When ordering bulk, please order strike plates (224320 flat, or 224321 90°) separately. Hole spacing on flat strike plate (224320) is 1-7/8". Hole spacing on 90° strike plate (224321) is 1-3/16". For OEM applications, varying combinations of rosette/button material are available.

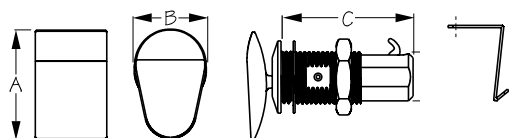
**PUSH BUTTON RIM LATCH - SQUARE/ROUND**

Stainless Steel/Plastic Housing



Bulk	Display	A	B	C	D	Max. Door Thickness	Finish	Fastener	Wt.(lb.)	Std. Pack
225320	225320-1	1-15/16"	1-7/8"	2-1/16"	1"	1"	Stainless	#6 RH	.20	5 ea
224320	n/a	Replacement Strike Plate-Flat								.01 10 ea
224321	n/a	Replacement Strike Plate-90°								.01 10 ea

Push Button Rim Latch housings feature a streamlined, positive action closure, ensuring cabinets and drawers stay closed until the button is deliberately pushed. Suitable for left-side or right-side use. Mortise mount for a sleek, finished appearance. Constructed of sturdy plastic with a corrosion resistant 304 stainless steel knob. Latch installs with two #6 RH fasteners, strike plates require two #4 FH fasteners (fasteners not included). Display version comes with both flat and 90° strike plates for inset or overlay mounting. When ordering bulk, please order strike plates (224320 flat, or 224321 90°) separately. Hole spacing on flat strike plate (224320) is 1-7/8". Hole spacing on 90° strike plate (224321) is 1-3/16". For OEM applications, varying combinations of rosette/button material are available.

**PUSH BUTTON CABINET LATCH**

Investment Cast 316 Stainless Steel/Chrome Plated Brass



Bulk	Display	Style	A	B	C	D	Max Door Thickness	Wt.(lb.)	Std. Pack
225400	225400-1	Oval	1-7/16"	15/16"	1-11/16"	3/4"	15/16"	.20	5 ea
225420	225420-1	Rectangular	1-7/16"	15/16"	1-11/16"	3/4"	15/16"	.21	5 ea

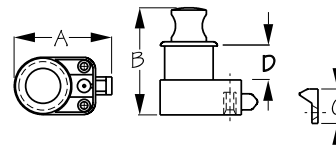
These Push Button Cabinet Latches function as both a latch and handle. Push button operation activates and secures the latch with a simple, deliberate motion. Positive action locking function prevents cabinets from opening while in motion. Sleek, low-profile design makes them convenient in tight spaces. Great for glove compartments. Suitable for left or right-hand side uses. Constructed of corrosion resistant investment cast 316 stainless steel. Installs by boring a single 3/4" hole. Includes catch.

⚠ **WARNING: Cancer and Reproductive Harm - www.P65Warnings.ca.gov**



PUSH BUTTON CABINET LATCH


Chrome Plated Brass/Plastic Housing



Bulk	Display	A	B	C	D	Max. Door Thickness	Finish	Fastener	Wt.(lb.)	Std. Pack
226312	226312-1	2"	2-3/16"	11/16"	11/16"	11/16"	Chrome	#6 RH	.16	5 ea

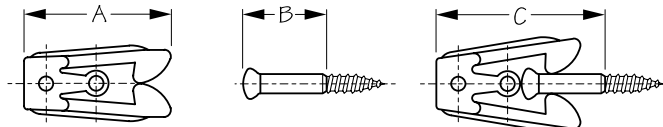
This Push Button Cabinet Latch function as both a latch and handle. Push button operation activates and secures the latch with a simple, deliberate motion. Positive action locking function prevents cabinets from opening while in motion. Sleek, low-profile design makes them convenient in tight spaces. Great for glove compartments. Suitable for left or right-hand side uses. Easy to install by boring a single 1" hole. Includes catch. Constructed of sturdy plastic with a chrome plated brass knob. Installs with four #6 RH fasteners (included).

⚠WARNING: Cancer and Reproductive Harm - www.P65Warnings.ca.gov



FLEXIBLE DOOR CATCH

Injection Molded Nylon/304 Stainless Steel



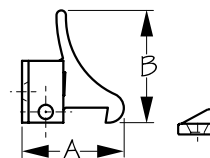
Bulk	Display	A	B	C	Fastener	Wt.(lb.)	Std. Pack
227023	227023-1	1-1/4"	3/4"	1-7/16"	#4 RH	.02 / .04	10 ea / 10 pr

These Flexible Door Catches guarantee ease of alignment and durability in use. Constructed of sturdy UV resistant injection molded nylon with a stainless steel spring clip and 304 stainless adjustable door strike (included). Installs with two #4 RH fasteners (not included).



ELBOW CATCH

Injection Molded Nylon



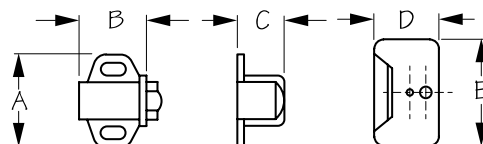
Bulk	Display	A	B	Color	Fastener	Wt.(lb.)	Std. Pack
227030	227030-1	1-1/8"	1-5/16"	Black	#6 FH	.01 / .02	10 ea / 10 pr

This spring-loaded Elbow Catch is ideal for the inactive side of a pair of cabinet doors. For use on wood or metal doors where no frame is present between doors. Quick and simple to install, allowing for door to lock shut when pushed. Requires releasing the hook to open the door, making them very secure. Traditionally used in conjunction with a touch or magnetic latch on the primary door. Constructed of UV resistant injection molded nylon. Surface mounts with four #6 FH fasteners (not included).



ROLLER CATCH - SURFACE MOUNT

Injection Molded Nylon



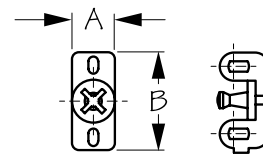
Bulk	Display	A	B	C	D	E	Fastener	Wt.(lb.)	Std. Pack
227108	227108-1	1-3/8"	1-3/16"	7/8"	13/16"	1-3/8"	#6 RH	.03	10 ea

These Surface Mount Roller Catches feature stainless steel springs and provide secure closure for cabinet doors. Constructed of sturdy injection molded nylon. Installs with four #6 RH fasteners (not included).



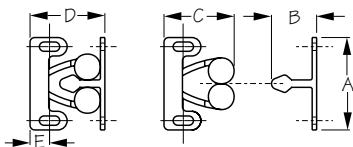
DOOR CATCH

Injection Molded Nylon



Bulk	Display	A	B	Fastener	Wt.(lb.)	Std. Pack
227135	227135-1	1/2"	1-3/16"	#6 RH	.01 / .04	20 ea / 10 sets

These Door Catches provide secure closure for cabinet doors. Constructed of sturdy injection molded nylon. Installs with four #6 RH fasteners (not included). Display packaging are packed in sets of 4 each.

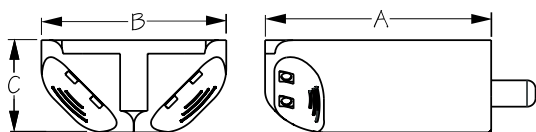
**TWIN ROLLER DOOR CATCH**

Injection Molded Nylon



Bulk	Display	A	B	C	D	E	Color	Fastener	Wt.(lb.)	Std. Pack
227141	227141-1	1-1/4"	5/8"	15/16"	1"	1/4"	White	#6 RH	.01 / .04	20 ea / 10 sets

These Twin Roller Door Catches will upgrade your cabinet or wardrobe by providing secure door closure. Constructed of sturdy injection molded nylon. Installs with four #6 RH fasteners (not included). Display packaging are packed in sets of 4 each.

**LED SWITCH ACTIVATED CABINET LIGHT**

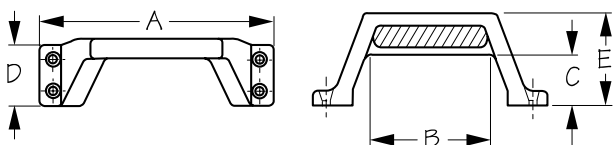
Injection Molded Nylon



Bulk	Display	A	B	C	LED Color	Fastener	Wt.(lb.)	Std. Pack
227162	227162-1	2"	1-5/8"	13/16"	White	#10 FH	.17	5 ea

The LED Switch Activated Cabinet Light can be mounted in any cabinet, locker, or other location where short access lighting is needed. Features 4 super bright white LEDs. No wiring necessary. Uses 6 LR44 batteries (included). Constructed of UV resistant injection molded nylon. Installs with four #10 FH fasteners (included).

⚠WARNING: Cancer and Reproductive Harm - www.P65Warnings.ca.gov

**STEP HANDLE**

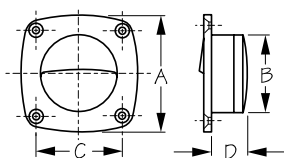
Injection Molded Nylon



Bulk	Display	A	B	C	D	E	Color	Fastener	Wt.(lb.)	Std. Pack
227260	227260-1	6-3/8"	3-1/4"	1-3/8"	1-5/8"	2-1/2"	Black	1/4" RH	.22	10 ea

This Step Handle is designed for use as a lift handle on small boat transoms. Molded with a contoured handle grip, the textured upper surface also allows these handles to be used as a step. Constructed of UV resistant injection molded nylon. Installs with four 1/4" RH fasteners (not included).

- Special Order Requirements May Apply
- Custom Colors Available With Large Order

**FINGER PULL - SMALL**

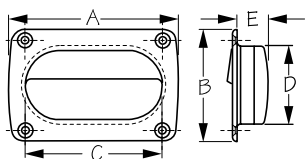
Injection Molded Acetal



Bulk	Display	A	B	C	D	Color	Fastener	Wt.(lb.)	Std. Pack
227310	227310-1	2-3/16"	1-3/4"	1-9/16"	11/16"	Black	#6 FH	.04	10 ea

These Small Finger Pulls allow you to open a small drawer or cabinet. Flush mounted for a more inconspicuous look. Constructed of UV resistant injection molded acetal. Installs with four #6 FH fasteners (not included).

⚠WARNING: Cancer and Reproductive Harm - www.P65Warnings.ca.gov

**FINGER PULL**

Injection Molded Acetal



Bulk	Display	A	B	C	D	E	Color	Fastener	Wt.(lb.)	Std. Pack
227320	227320-1	3-5/8"	2-3/8"	2-15/16"	1-3/4"	11/16"	Black	#6 FH	.07	10 ea
227321	227321-1	3-5/8"	2-3/8"	2-15/16"	1-3/4"	11/16"	White	#6 FH	.07	10 ea
227322	227322-1	3-5/8"	2-3/8"	2-15/16"	1-3/4"	11/16"	Gray	#6 FH	.07	10 ea

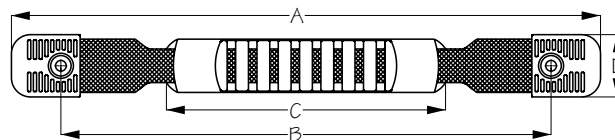
These Finger Pulls allow you to open a large drawer or cabinet. Flush mounted for a more inconspicuous look. Constructed of UV resistant injection molded acetal. Installs with four #6 FH fasteners (not included).

⚠WARNING: Cancer and Reproductive Harm - www.P65Warnings.ca.gov



WEBBING HANDLE WITH CAPS

Injection Molded Nylon/Webbing



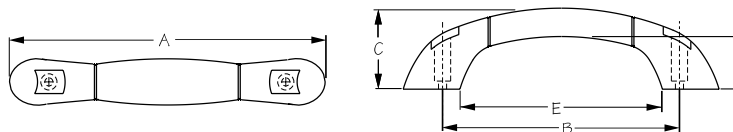
Bulk	Display	A	B	C	D	Fastener	Wt.(lb.)	Std. Pack
227462	227462-1	11-1/2"	10"	5"	1"	#10 RH	.11	10 ea

Webbing Lift Handle is easy to hold even when wet. Ideal for replacement of worn or torn handles or to add another handle to make it easier to carry your kayak, paddle board, or canoe. Works for both end and side carry handles. Includes nylon end caps. Constructed of nylon webbing with an injection molded nylon handle. Installs with two #10 RH fasteners (not included) or on an inflatable boat with use of the proper adhesive.



GRAB HANDLE

Injection Molded Nylon/PVC Coated



Bulk	Display	A	B	C	D	E	Color	Fastener	Wt.(lb.)	Std. Pack
227560	227560-1	9-3/4"	7-1/4"	2-1/2"	1-3/4"	6-1/4"	Black	#10 FH	.40	5 ea
227561	227561-1	9-3/4"	7-1/4"	2-1/2"	1-3/4"	6-1/4"	White	#10 FH	.40	5 ea

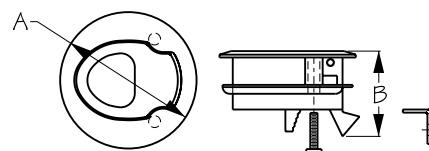
Soft Grip Handle with concealed fasteners. Constructed of injection molded nylon with PVC coating. Installs with two #10 FH fasteners (included).

WARNING: Cancer and Reproductive Harm - www.P65Warnings.ca.gov



SLAM LATCH

Injection Molded Nylon / Stainless Steel



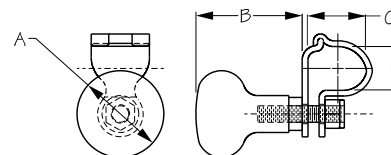
Bulk	Display	A	B	Cutout Hole	Color	Fastener	Wt.(lb.)	Std. Pack
228120	228120-1	2-7/16"	1-1/2"	2"	White	#12 RH	.11	5 ea
228125	228125-1	2-7/16"	1-1/2"	2"	Black	#12 RH	.11	5 ea

These Slam Latches feature push-to-close functionality. Activated by the shutting or slamming of a door, they are designed so that a spring inside automatically retracts the latch, engaging the keeper and retaining the cover against the frame. Fast and easy to use, this latch features a recessed, rattle-free, spring loaded handle for quick access. Constructed of UV resistant injection molded nylon. Easy to install by simply inserting the latch body through a single round 2" cutout and screwing on the back plate. Includes hardware to mount latch. Keeper plate installs with two #12 RH fasteners (not included).



STEERING WHEEL MANEUVERING KNOB

Investment Cast 316 Stainless Steel



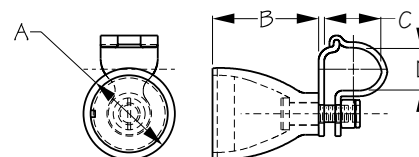
Bulk	Display	A	B	C	D	Wt.(lb.)	Std. Pack
n/a	230106-1	1-1/2"	1-7/8"	1"	3/4"	.39	1 ea

Steering Wheel Maneuvering Knob fits our Sea-Dog® Steering Wheels (230111, 230115, 230211, 230212, and 230215). Attaches to the wheel for use in situations where maneuvering is excessive, allowing the driver to turn the steering wheel more quickly. Constructed of investment cast 316 stainless steel. Fits 1" x 3/4" oval tubing.



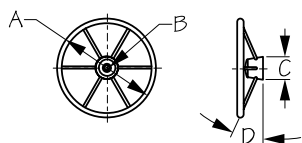
STEERING WHEEL MANEUVERING KNOB

Investment Cast 316 Stainless Steel



Bulk	Display	A	B	C	D	Wt.(lb.)	Std. Pack
n/a	230107-1	1-5/8"	1-7/8"	1"	3/4"	.45	1 ea

Fits our Sea-Dog® Steering Wheels (230111, 230115, 230211, 230212, and 230215). Attaches to the wheel for use in situations where maneuvering is excessive, allowing the driver to turn the steering wheel more quickly. Direct replacement for knobs installed on 230323 and 230325 wheels. Constructed of investment cast 316 stainless steel. Fits 1" x 3/4" oval tubing.

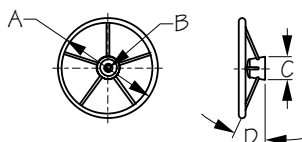
**STEERING WHEEL**

Formed 304 Stainless Steel



Bulk	Display	# of Spokes	Cap	A	B	C	D	NMMA Type Accepted #	Wt.(lb.)	Std. Pack
230111	n/a	5	Teak	15-1/8"	3/4"	3-1/2"	10°	2456120	3.69	5 ea
230115	n/a	6	Plastic	15-1/8"	3/4"	3-1/2"	10°	2456121	3.69	5 ea
230211	n/a	5	Plastic	11"	3/4"	3-1/2"	25°	2456122	2.89	5 ea
230215	n/a	6	Plastic	15-1/8"	3/4"	3-1/2"	25°	2456123	3.69	5 ea
230101	230101-1	Black plastic replacement cap							.10	5 ea
230102	230102-1	Teak replacement cap							.09	5 ea

These Steering Wheels feature either a 5-spoke or 6-spoke design with a 10° or 25° dish and a decorative cap. All wheels fit a standard 3/4" tapered shaft. Constructed of corrosion resistant formed 304 stainless steel with teak (pictured) or plastic cap.

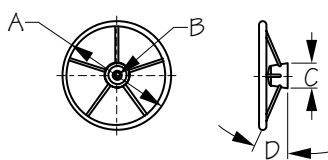
**STEERING WHEEL**

Formed 304 Stainless Steel



Bulk	Display	# of Spokes	Cap	A	B	C	D	NMMA Type Accepted #	Wt.(lb.)	Std. Pack
230212	n/a	5	Plastic	12"	3/4"	3-1/2"	25°	2539244	2.95	5 ea
230101	230101-1	Black plastic replacement cap							.10	5 ea
230102	230102-1	Teak replacement cap							.09	5 ea

These Steering Wheels feature a 5-spoke design and 25° dish. Fits standard 3/4" tapered shafts. Constructed of corrosion resistant formed 304 stainless steel.

**STEERING WHEEL**

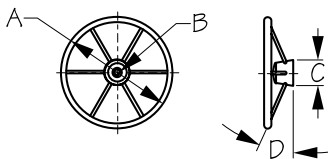
Formed 304 Stainless Steel With Foam Covering



Bulk	Display	# of Spokes	Cap	A	B	C	D	NMMA Type Accepted #	Wt.(lb.)	Std. Pack
230212G	n/a	5	Plastic	11"	3/4"	3-1/2"	25°	n/a	2.89	5 ea
230213G	n/a	5	Plastic	13-1/2"	3/4"	3-1/2"	25°	2601616	3.00	5 ea
230101	230101-1	Black plastic replacement cap							.10	5 ea
230102	230102-1	Teak replacement cap							.09	5 ea

These Steering Wheels feature a 5-spoke design with a 25° dish. Fits standard 3/4" tapered shafts. Constructed of corrosion resistant formed 304 stainless steel with foam covering.

⚠ WARNING: Cancer and Reproductive Harm - www.P65Warnings.ca.gov

**STEERING WHEEL**

Formed 304 Stainless Steel With Foam Covering



Bulk	Display	# of Spokes	Cap	A	B	C	D	NMMA Type Accepted #	Wt.(lb.)	Std. Pack
230216	n/a	6	Plastic	15"	3/4"	3-1/2"	25°	2456124	3.69	5 ea
230217	n/a	5	Plastic	15"	3/4"	3-1/2"	25°	2456125	3.69	5 ea
230101	230101-1	Black plastic replacement cap							.10	5 ea
230102	230102-1	Teak replacement cap							.09	5 ea

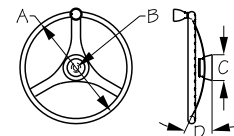
These Steering Wheels feature a 5-spoke or 6-spoke design with a 25° dish. Fits standard 3/4" tapered shafts. Constructed of corrosion resistant formed 304 stainless steel with foam covering.

⚠ WARNING: Cancer and Reproductive Harm - www.P65Warnings.ca.gov



STEERING WHEEL WITH INTEGRAL KNOB

Formed 304 Stainless Steel



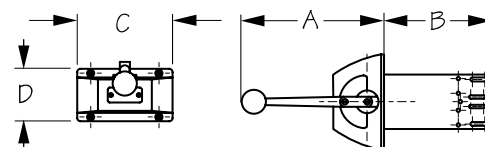
Bulk	Display	# of Spokes	Cap	A	B	C	D	Wt.(lb.)	Std. Pack
230323	n/a	3	Stainless	13-1/2"	3/4"	3-1/2"	25°	3.65	5 ea
230325	n/a	3	Stainless	15-1/2"	3/4"	3-1/2"	25°	3.88	5 ea
230303	n/a		Stainless replacement cap					.36	5 ea

These Steering Wheels feature a 3-spoke design with a 25° dish angle, and an integral knob. A steering knob attaches to the wheel for use in situations where maneuvering is excessive, allowing the driver to turn the steering wheel more quickly. Fits standard 3/4" tapered shafts. Constructed of corrosion resistant formed 304 stainless steel.



SINGLE FUNCTION ENGINE CONTROL

Sand Cast Brass Chrome Plated



Bulk	Display	A	B	C	D	Fastener	Wt.(lb.)	Std. Pack
232300	n/a	8-1/2"	6-5/16"	5-5/16"	3-1/8"	#10 FH	4.48	1 ea
n/a	232318-1	Replacement Knob (Red)					.06	5 ea
n/a	232319-1	Replacement Knob (Black)					.06	5 ea

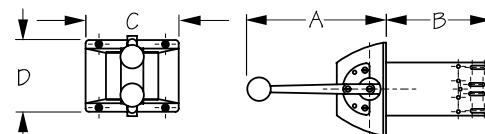
This classic Single Function Engine Control is ideal for inboard, stern drive, and outboard engines. One lever controls either throttle or shift functions. Meets ABYC engine control standards P-14. Constructed of chrome plated sand cast brass. Top mount with four #10 FH fasteners (not included).

⚠WARNING: Cancer and Reproductive Harm - www.P65Warnings.ca.gov



DUAL FUNCTION ENGINE CONTROL

Sand Cast Brass Chrome Plated



Bulk	Display	A	B	C	D	Fastener	Wt.(lb.)	Std. Pack
232310	n/a	8-1/2"	6-3/8"	5-1/2"	4-1/4"	#10 FH	7.33	1 ea
232320	n/a	2nd Control Kit					.26	1 ea
n/a	232318-1	Replacement Knob (Red)					.06	5 ea
n/a	232319-1	Replacement Knob (Black)					.06	5 ea

This Dual Function Engine Control works in both single and dual helm station applications. Ideal for inboard, stern drive, and outboard engines. The twin levers allow one handle to control the shift and the other to control the throttle. Requires 2nd Control Kit 232320 (pictured below) for use in dual station applications. Meets ABYC engine control standards P-14. Constructed of chrome plated sand cast brass. Top mount with four #10 FH fasteners (not included).

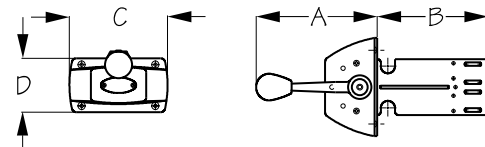


⚠WARNING: Cancer and Reproductive Harm - www.P65Warnings.ca.gov



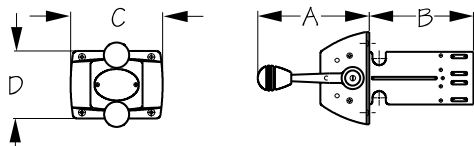
SINGLE FUNCTION ENGINE CONTROL

Investment Cast 316 Stainless Steel



Bulk	Display	A	B	C	D	Fastener	Wt.(lb.)	Std. Pack
232350	n/a	7"	6-1/2"	5-1/4"	3-1/4"	#10 FH	3.30	1 ea
n/a	232378-1	Replacement Knob (Red)					.08	5 ea
n/a	232379-1	Replacement Knob (Black)					.09	5 ea

This Single Function Engine Control is ideal for inboard, stern drive, and outboard engines. One lever controls either throttle or shift functions. Meets ABYC engine control standards P-14. Constructed of corrosion resistant investment cast 316 stainless steel. Top mount with four #10 FH fasteners (not included).

**DUAL FUNCTION ENGINE CONTROL**

Investment Cast 316 Stainless Steel

Bulk	Display	A	B	C	D	Fastener	Wt.(lb.)	Std. Pack
232360	n/a	7"	6-1/2"	5-1/4"	4-1/4"	#10 FH	5.00	1 ea
232320	n/a	2nd Control Kit					.26	1 ea
n/a	232378-1	Replacement Knob (Red)					.08	5 ea
n/a	232379-1	Replacement Knob (Black)					.09	5 ea



This Dual Function Engine Control works in both single and dual helm station applications. Ideal for inboard, stern drive, and outboard engines. The twin levers allow one handle to control the shift and the other to control the throttle. Requires 2nd Control Kit 232320 (pictured below) for use in dual station applications. Meets ABYC engine control standards P-14. Constructed of corrosion resistant investment cast 316 stainless steel. Top mount with four #10 FH fasteners (not included).



⚠ **WARNING:** Cancer and Reproductive Harm - www.P65Warnings.ca.gov

SEADOG[®]LINE
QUALITY MARINE GEAR

A PART OF BOAT BUILDING
FOR OVER **95 YEARS**





BOAT HOOK HULL SCRAPER

491108-1

Can be attached to any Sea-Dog[®] Boat Hook or universal/Acme threaded device.

Great for waterline cleaning from inside the vessel.

HOSE KLIP[™]

357393, 357393-1, & 357393-5

Want to keep your water hose from flying out of your 1-1/2" deck fill and spraying water all over your boat and deck?

The Hose Klip[™] is the solution!



EMERGENCY DECK FILL PLUG

357390, 357390-1, & 357390-5

Lost your gas, waste, or water cap?

The Emergency Deck Fill Plug is a quick and inexpensive solution for lost deck fill caps. Fits almost all 1-1/2" deck fills including gas, diesel, water, and waste. The special Nitrile-Buna rubber is gas, oil, and diesel resistant. For temporary use only.



EMERGENCY GARBOARD PLUG

520059, 520059-1, & 520059-5

Want a safe place to keep a spare garboard plug?

Our lightweight Emergency Garboard Plug is the perfect solution! It attaches to your key chain for an always-on-hand replacement. For temporary use only.





5

Top Fittings	Elbow Tees
Handrail Fittings	Rail Tees
Slide Fittings	Handrails
Hinge Fittings	Straps & Lanyards
Track Fittings	Canvas Fasteners
Connectors	
Stanchion & End Fittings	

Rail Fittings

BIMINI FITTINGS

Die Cast Zinc Chrome Plated



276100



276160



276200

Bulk	Display	Description	Tube O.D.*	Pin Size	Pin/Screw Part #	Fastener	Wt.(lb.)	Std. Pack
276100	276100-1	Top Cap	7/8"	1/4"	n/a	n/a	.12 / .24	10 ea / 10 pr
276160	276160-1	Jaw Slide	7/8"	1/4"	0P27001	n/a	.14 / .28	10 ea / 10 pr
276200	276200-1	90° Deck Hinge	Base: 3/4" x 2-1/4"	1/4"	0P27601	#10 FH	.10 / .20	10 ea / 10 pr

These Bimini Fittings are for use in Bimini top applications. Top fittings can be attached to railing with set screws or pop riveted using stainless or aluminum rivets. Set screws included with display packed fittings only. Set screws can be purchased separately (299999-1) for bulk fittings. Requires 1/8" Allen wrench to install. Pin size 1/4". Deck hinges install with #10 FH fasteners (not included). Constructed of chrome plated die cast zinc. Recommended for freshwater use. *Stainless tubing with a wall thickness of 0.049".

⚠WARNING: Cancer and Reproductive Harm - www.P65Warnings.ca.gov

RAIL BASE FITTINGS

Die Cast Zinc Chrome Plated

286030



286060



286090



286145



286160



286190

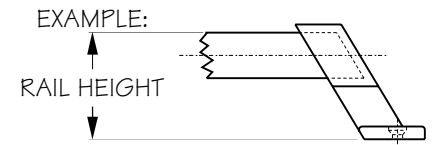
Bulk	Display	Description	Tube O.D.*	Base	Fastener	Wt.(lb.)	Std. Pack
n/a	286030-1	30° Round Base	7/8"	2-5/8"	#10 FH	.38	10 ea
286060	286060-1	60° Round Base	7/8"	2-5/8"	#10 FH	.32	10 ea
286090	286090-1	90° Round Base	7/8"	2-5/8"	#10 FH	.36	10 ea
n/a	286145-1	45° Rectangular Base	7/8"	1-5/8" x 2-3/4"	#10 FH	.26	10 ea
n/a	286160-1	60° Rectangular Base	7/8"	1-5/8" x 2-3/4"	#10 FH	.28	10 ea
286190	286190-1	90° Rectangular Base	7/8"	1-5/8" x 2-3/4"	#10 FH	.31	10 ea

These Rail Base Fittings can be attached to railing with set screws or pop riveted using stainless or aluminum rivets. Set screws included with display packed fittings only. Set screws can be purchased separately (299999-1) for bulk fittings. Requires 1/8" Allen wrench to install. Installs with #10 FH fasteners (not included). Constructed of chrome plated die cast zinc. Recommended for freshwater use. *Stainless tubing with a wall thickness of 0.049".

⚠WARNING: Cancer and Reproductive Harm - www.P65Warnings.ca.gov

HANDRAIL FITTINGS

Die Cast Zinc Chrome Plated



Bulk	Display	Description	Rail Height	Tube O.D.*	Fastener	Wt.(lb.)	Std. Pack
286560	286560-1	60° Center	2-1/8"	7/8"	#10 FH	.24	10 ea
286565	286565-1	60° End - Left (Port) Inside Set Screw	2-1/8"	7/8"	#10 FH	.26	10 ea
286566	286566-1	60° End - Right (Starboard) Inside Set Screw	2-1/8"	7/8"	#10 FH	.26	10 ea
n/a	286955-1	5-1/2° Blend Base	n/a	7/8"	#10 FH	.35	10 ea

These Handrail Fittings can be attached to railing with set screws or pop riveted using stainless or aluminum rivets. Set screws included with display packed fittings only. Set screws can be purchased separately (299999-1) for bulk fittings. Requires 1/8" Allen wrench. Installs with #10 FH fasteners (not included). Constructed of chrome plated die cast zinc. Recommended for freshwater use. *Stainless tubing with a wall thickness of 0.049".

⚠ WARNING: Cancer and Reproductive Harm - www.P65Warnings.ca.gov

RAIL TEES, ELBOWS, & BOW FORMS

Die Cast Zinc Chrome Plated



Bulk	Display	Description	Tube O.D.*	Wt.(lb.)	Std. Pack
296090	296090-1	90° Tee	7/8"	.28	10 ea
n/a	296095-1	90° Elbow	7/8"	.29	10 ea
296510	296510-1	110° Bow Form	7/8"	.59	5 ea

These Rail Tees, Elbows, & Bow Forms can be attached to railing with set screws or pop riveted using stainless or aluminum rivets. Set screws included with display packed fittings only. Set screws can be purchased separately (299999-1) for bulk fittings. Requires 1/8" Allen wrench to install. Flagpole mounting hole in 110° Bow Form is designed to fit 1/2" diameter flagpoles. Constructed of chrome plated die cast zinc. Recommended for freshwater use. *Stainless tubing with a wall thickness of 0.049".

⚠ WARNING: Cancer and Reproductive Harm - www.P65Warnings.ca.gov

TOP FITTINGS

Injection Molded Nylon



Bulk	Display	Description	Color	Tube O.D.*	Pin Size	Wt.(lb.)	Std. Pack
273100	273100-1	Top Cap	Black	7/8"	1/4"	.04 / .08	10 ea / 10 pr
273101	273101-1	Top Cap	White	7/8"	1/4"	.04 / .08	10 ea / 10 pr
273110	273110-1	Top Cap	Black	3/4"	1/4"	.02 / .04	10 ea / 10 pr
273111	273111-1	Top Cap	White	3/4"	1/4"	.02 / .04	10 ea / 10 pr
273175	273175-1	Top Insert	Black	3/4"	1/4"	.02 / .04	10 ea / 10 pr
273176	273176-1	Top Insert	White	3/4"	1/4"	.02 / .04	10 ea / 10 pr
273180	273180-1	Top Insert	Black	7/8"	1/4"	.03 / .06	10 ea / 10 pr
273181	273181-1	Top Insert	White	7/8"	1/4"	.03 / .06	10 ea / 10 pr
273580	273580-1	Square tube Top Insert	Black	1" (7/8" x 7/8" Inside)	1/4"	.03 / .06	10 ea / 10 pr
273581	273581-1	Square tube Top Insert	White	1" (7/8" x 7/8" Inside)	1/4"	.03 / .06	10 ea / 10 pr

Top Fittings create an attachment point and function as a pivot point as part of a Bimini top system. These fittings connect to tubing either as a Top Cap or Top Insert for 3/4" or 7/8" round tubing or 1" square tubing. Pin size 1/4". Constructed of UV resistant injection molded nylon. Available in black or white. *Stainless tube wall thickness 0.049".

⚠WARNING: Cancer and Reproductive Harm - www.P65Warnings.ca.gov

SLIDE FITTINGS

Injection Molded Nylon



Bulk	Display	Description	Color	Tube O.D.*	Pin Size	Screw Part #	Wt.(lb.)	Std. Pack
273160	273160-1	Jaw Slide	Black	7/8"	3/16"	0P27301	.07 / .14	10 ea / 10 pr
273161	273161-1	Jaw Slide	White	7/8"	3/16"	0P27301	.07 / .14	10 ea / 10 pr
273162	273162-1	Hinged Jaw Slide w/Bolt	Black	7/8"	1/4"	0P27001	.07	10 ea
273163	273163-1	Hinged Jaw Slide w/Bolt	White	7/8"	1/4"	0P27001	.07	10 ea
273165	273165-1	Jaw Slide	Black	3/4"	3/16"	0P27301	.04 / .08	10 ea / 10 pr
273166	273166-1	Jaw Slide	White	3/4"	3/16"	0P27301	.04 / .08	10 ea / 10 pr
273560	273560-1	Square Tube Jaw Slide	Black	1" x 1" (Outside)	3/16"	0P27301	.08 / .16	10 ea / 10 pr
273561	273561-1	Square Tube Jaw Slide	White	1" x 1" (Outside)	3/16"	0P27301	.08 / .16	10 ea / 10 pr

These Slide Fittings are used as part of a Bimini top system to install a new Bimini top to boat rails or for adding additional support arms to an existing top. Jaw Slides attach an eye end securely to support tubing. Square jaws fit 1" x 1" tubing commonly found on pontoon boats. Round jaws fit standard 7/8" or 3/4" tubing. Set screw on back allows you to quickly and easily adjust the placement of these slides where they are needed. Hinged Jaw Slides fit 7/8" tubing and are ideal for mounting on handrails, or in applications where it is not possible or convenient to slide the fitting onto the tubing. Constructed of UV resistant injection molded nylon. Available in black or white. *Stainless tube wall thickness 0.049".

⚠WARNING: Cancer and Reproductive Harm - www.P65Warnings.ca.gov

TOP MOUNT HINGE FITTINGS

Injection Molded Nylon



Bulk	Display	Description	Color	Base Width	Base Length	Pin Size	Screw Part #	Fastener	Wt.(lb.)	Std. Pack
273200	273200-1	Large Deck Hinge	Black	13/16"	2-7/16"	3/16"	0P27301	#10 FH	.04 / .08	10 ea / 10 pr
273201	273201-1	Large Deck Hinge	White	13/16"	2-7/16"	3/16"	0P27301	#10 FH	.04 / .08	10 ea / 10 pr
273205	273205-1	Small Deck Hinge	Black	13/16"	2-3/8"	3/16"	0P27301	#10 FH	.03 / .06	10 ea / 10 pr
273206	273206-1	Small Deck Hinge	White	13/16"	2-3/8"	3/16"	0P27301	#10 FH	.03 / .06	10 ea / 10 pr
273230	273230-1	Large Deck Hinge/10° Angled	Black	7/8"	2-7/16"	3/16"	0P27301	#10 FH	.04 / .08	10 ea / 10 pr
273231	273231-1	Large Deck Hinge/10° Angled	White	7/8"	2-7/16"	3/16"	0P27301	#10 FH	.04 / .08	10 ea / 10 pr
273240	273240-1	7/8" Concave Deck Hinge	Black	13/16"	2-7/16"	3/16"	0P27301	#10 FH	.06 / .12	10 ea / 10 pr
273241	273241-1	7/8" Concave Deck Hinge	White	13/16"	2-7/16"	3/16"	0P27301	#10 FH	.06 / .12	10 ea / 10 pr

Deck Hinges are designed to mount horizontally and attach an eye end secured to tubing in Bimini top applications. Concave Hinges are designed to rail mount on 7/8" tubing. Angled Hinges are used for mounting items on slanted surfaces like sloped gunwales. 3/16" pin size. Constructed of UV resistant injection molded nylon. Installs with two #10 FH fasteners (not included). Available in black or white.

⚠ WARNING: Cancer and Reproductive Harm - www.P65Warnings.ca.gov

SIDE MOUNT HINGE FITTINGS

Injection Molded Nylon




Bulk	Display	Description	Color	Base Width	Base Length	Pin Size	Pin/Screw Part #	Fastener	Wt.(lb.)	Std. Pack
273250	273250-1	Deck Hinge	Black	7/8"	2-7/16"	1/4"	0P27303	#10 FH	.04 / .08	10 ea / 10 pr
273251	273251-1	Deck Hinge	White	7/8"	2-7/16"	1/4"	0P27303	#10 FH	.04 / .08	10 ea / 10 pr
273255	273255-1	Four Hole Side Mount Deck Hinge	Black	1-3/4"	2"	1/4"	0P27303	#10 FH	.05 / .10	10 ea / 10 pr
273256	273256-1	Four Hole Side Mount Deck Hinge	White	1-3/4"	2"	1/4"	0P27303	#10 FH	.05 / .10	10 ea / 10 pr

Side Mount Hinge Fittings are designed to mount vertically and attach an eye end in Bimini top applications. 1/4" pin size. Constructed of UV resistant injection molded nylon. Installs with #10 FH fasteners (not included). Available in black or white.

⚠ WARNING: Cancer and Reproductive Harm - www.P65Warnings.ca.gov

TRACK FITTINGS

Injection Molded Nylon



Bulk	Display	Description	Color	Base Width	Base Length	Fastener	Wt.(lb.)	Std. Pack
273213	273213-1	.85 Track End Cap Stop	Black	7/8"	1-1/4"	#8 FH	.01 / .02	10 ea / 10 pr
273220	273220-1	.85 Track Slide	Black	11/16"	2-3/8"	n/a	.01 / .02	10 ea / 10 pr

Track Fittings can be used to add slide track to your boat. Track Slides convert standard hinge fittings for track use. End Caps establish the termination point of a Bimini slide assembly. Constructed of UV resistant injection molded nylon.

TRACK MOUNT HINGE FITTINGS

Injection Molded Nylon



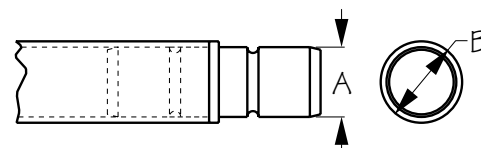
Bulk	Display	Description	Color	Base Width	Base Length	Pin Size	Screw #	Thumb Screw #	Wt.(lb.)	Std. Pack
273260	273260-1	Side Mount Slide - .85" Track	Black	7/8"	2-1/4"	1/4"	0P27303	n/a	.05 / .10	10 ea / 10 pr
273261	273261-1	Side Mount Slide - .85" Track	White	7/8"	2-1/4"	1/4"	0P27303	n/a	.05 / .10	10 ea / 10 pr
273265	273265-1	Side Mount Slide - 1.05" Track	Black	1"	2-1/4"	1/4"	0P27303	n/a	.05 / .10	10 ea / 10 pr
273270	273270-1	Deck Hinge Slide - .85" Track	Black	7/8"	2-7/16"	3/16"	0P27301	n/a	.05 / .10	10 ea / 10 pr
n/a	273285-1	Prt & Stbd Lock Dk Hinge Slide - .85" Trk	Black	7/8"	2-7/16"	3/16"	0P27301	0P27302	.12	10 pr
n/a	273286-1	Prt & Stbd Lock Dk Hinge Slide - .85" Trk	White	7/8"	2-7/16"	3/16"	0P27301	0P27302	.12	10 pr
273295	273295-1	Track Slide Lock - .85"	Black	11/16"	13/16"	n/a	n/a	0P27302	.02 / .04	10 ea / 10 pr
273296	273296-1	Track Slide Lock - .85"	White	11/16"	13/16"	n/a	n/a	0P27302	.02 / .04	10 ea / 10 pr
273630	273630-1	Curved Windshield Hinge	Black	n/a	n/a	3/16"	0P27301	n/a	.07 / .14	10 ea / 10 pr

Track Mount Hinge Fittings provide slide adjustment for the convenient use and storage of Bimini top frames. Designed to attach an eye end. Use Side Mount Sliders for vertical mounting or Deck Mount Sliders for horizontal mounting. Functions as an alternative to a brace kit. Locking Deck Hinges utilize a flister screw to lock hinge in place. Track Slide Locks create a termination point. For use in 0.850 or 1.050 track. 1/4" or 3/16" pin size. Constructed of UV resistant injection molded nylon. Available in black and white.

⚠WARNING: Cancer and Reproductive Harm - www.P65Warnings.ca.gov

TUBE CONNECTORS

Injection Molded Nylon



Bulk	Display	Description	Color	A	B (Tube O.D. *)	Length	Wt.(lb.)	Std. Pack
273300	273300-1	Tube Connector	Black	3/4"	7/8"	2-1/4"	.04 / .08	10 ea / 10 pr

Tube Connectors are used for connecting the ends of stainless steel or aluminum tubing by sliding inside the tube. Fits 7/8" O.D. tubing. Constructed of UV resistant injection molded nylon. *Stainless tube wall thickness 0.049".

QUICK RELEASE SIDE MOUNT EYE END & BRACKET

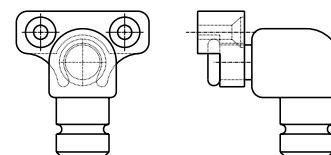
Injection Molded Nylon



273369
273370



273350
273351

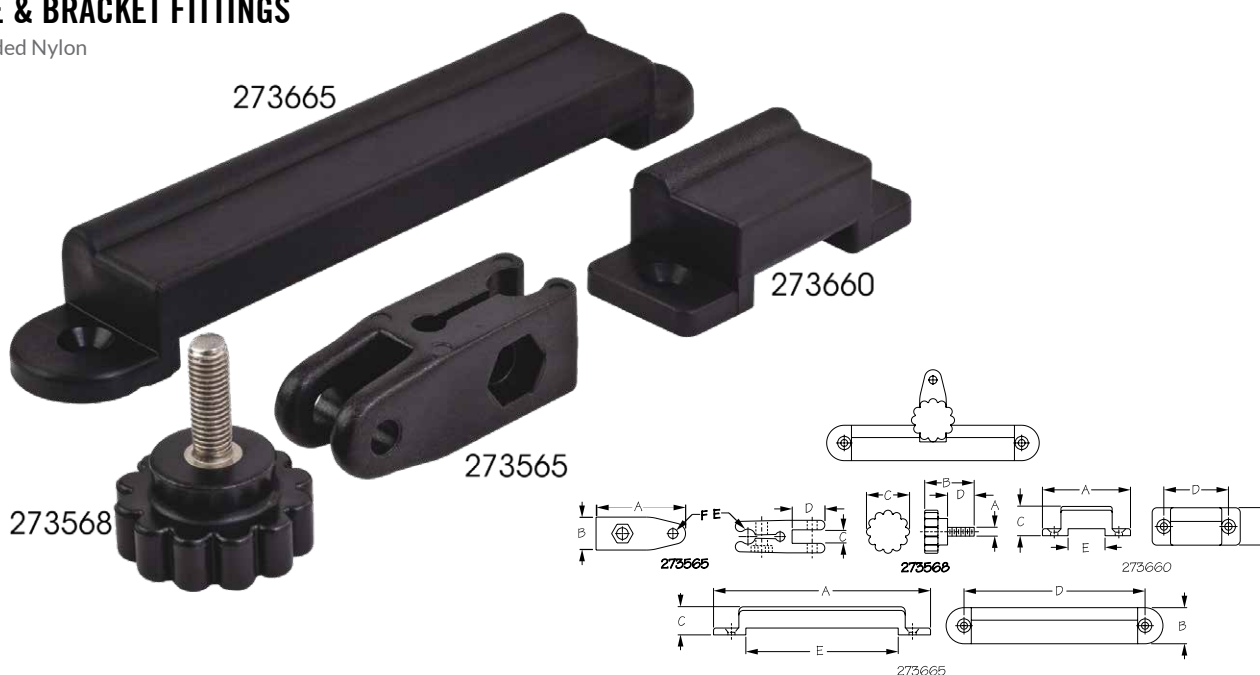


Bulk	Display	Description	Color	Tube O.D. *	Hole Space	Fastener	Wt.(lb.)	Std. Pack
273350	273350-1	90° Inside Eye End	Black	3/4"	n/a	n/a	.03 / .06	10 ea / 10 pr
273351	273351-1	90° Inside Eye End	White	3/4"	n/a	n/a	.03 / .06	10 ea / 10 pr
273369	273369-1	90° Inside Eye Bracket	Black	n/a	15/16"	#8 FH	.01 / .02	10 ea / 10 pr
273370	273370-1	90° Inside Eye Bracket	White	n/a	15/16"	#8 FH	.01 / .02	10 ea / 10 pr

The Side Mount Eye End used in conjunction with an Eye Mount Bracket converts standard internal eyes into quick release fittings. These 90° eye ends fit 3/4" OD tubing. Constructed of UV resistant injection molded nylon. Bracket installs with two #8 FH fasteners (not included). Available in black or white. *Stainless tube wall thickness 0.049".

JAW SLIDE & BRACKET FITTINGS

Injection Molded Nylon



Bulk	Display	Description	A	B	C	D	E	F	Wt.(lb.)	Std. Pack
273565	273565-1	Bracket Mount Jaw Slide	2-1/16"	3/4"	5/16"	3/4"	3/8"	1/4"	.03 / .06	10 ea / 10 pr
273568	273568-1	Head Screw	1/4"-28	1-3/8"	1-3/16"	3/4"	n/a	n/a	.03 / .06	10 ea / 10 pr
273660	273660-1	Slide Bracket	2-3/8"	1"	13/16"	1-11/16"	1"	n/a	.03 / .06	10 ea / 10 pr
273665	273665-1	Slide Bracket	6"	1"	3/4"	5"	4-3/16"	n/a	.06 / .12	10 ea / 10 pr

These Jaw Slide & Bracket Fittings are components in a Bimini top fitting system. Bracket Fittings are designed to mount on the side of the gunnel for a jaw slide to snap onto. The jaw slide then glides along the bracket and is adjusted and secured by the head screw. Constructed of UV resistant injection molded nylon. Brackets install with two #8 FH fasteners (not included).

TOP FITTINGS

Investment Cast 316 Stainless Steel



Bulk	Display	Description	Tube O.D.*	Pin Size	Wt.(lb.)	Std. Pack
270100	270100-1	Top Cap	7/8"	1/4"	.20	10 ea
270101	270101-1	Top Cap	1"	1/4"	.28	10 ea
270102	n/a	Top Cap	1-1/4"	5/16"	.44	10 ea
270103	n/a	Top Cap	1-1/8"	5/16"	.26	10 ea
270111	270111-1	Top Cap Heavy Duty	1"	5/16"	.23	10 ea
270175	270175-1	Top Insert	3/4"	1/4"	.09	10 ea
270180	270180-1	Top Insert	7/8"	1/4"	.15	10 ea
270191	270191-1	Square Tube Top Insert	1-1/4" (1" x 1" inside)	1/4"	.19	10 ea

Top Fittings create an attachment point and function as a pivot point as part of a Bimini top system. For use as a top cap for 7/8"-1-1/8" round tubing or as an insert for 3/4" or 7/8" OD tubing. Also available as an insert for 1-1/4" square tubing (1" x 1" inside dimensions) commonly found on pontoon boats. 1/4" or 5/16" pin size. Set screws can be purchased separately (299999-1). Requires 1/8" Allen wrench to install. Constructed of corrosion resistant investment cast 316 stainless steel. *Stainless tube wall thickness 0.049".

SLIDE FITTINGS

Investment Cast 316 Stainless Steel



Bulk	Display	Description	Tube O.D.*	Pin Size	Pin/Screw Part #	Wt.(lb.)	Std. Pack
270160	270160-1	Jaw Slide with Bolt	7/8"	1/4"	0P27001	.27	10 ea
270161	270161-1	Jaw Slide with Bolt	1"	1/4"	0P27001	.29	10 ea
270162	n/a	Jaw Slide with Bolt	1-1/4"	5/16"	0P27003	.42	10 ea
270163	n/a	Jaw Slide with Bolt	1-1/8"	5/16"	0P27003	.30	10 ea
270165	270165-1	Jaw Slide with Bolt	3/4"	1/4"	0P27001	.15	10 ea
270166	270166-1	Hinged Jaw Slide with Bolt	7/8"	1/4"	0P27001	.29	10 ea
270167	270167-1	Hinged Jaw Slide with Bolt	1"	1/4"	0P27001	.38	10 ea
270168	n/a	Hinged Jaw Slide with Bolt	1-1/8"	5/16"	0P27003	.37	10 ea
270171	270171-1	Jaw Slide with Bolt-Heavy Duty	1"	5/16"	0P27003	.28	10 ea

These Slide Fittings are used as part of a Bimini top system to install a new Bimini top, adding additional support arms to an existing one, or customizing a cock pit or sun deck awning. Jaw Slides attach an eye end securely to support tubing. Set screw on back allows you to quickly and easily adjust the placement of these slides where they are needed. Hinged Jaw Slides are ideal for mounting on handrails, or in applications where it is not possible or convenient to slide the fitting onto the tubing. Jaw Slides fit tubing from 3/4" - 1-1/8". Set screws can be purchased separately (299999-1). Requires 1/8" Allen wrench to install. Constructed of corrosion resistant investment cast 316 stainless steel. *Stainless tube wall thickness 0.049".

TOP MOUNT HINGE FITTINGS

Investment Cast 316 Stainless Steel



Bulk	Display	Description	Base	Pin Size	Pin/Screw Part #	Fastener	Wt.(lb.)	Std. Pack
270200	270200-1	90° Deck Hinge	3/4" x 2-1/4"	1/4"	0P27001	#10 FH	.24	10 ea
270205	270205-1	90° Deck Hinge Heavy Duty	1" x 2-1/16"	5/16"	0P27004	1/4" FH	.24	10 ea
270210	270210-1	90° Deck Hinge (Removable Pin)	3/4" x 2-1/4"	1/4"	0P27002	#10 FH	.23	10 ea
270230	270230-1	10° Angle Base Deck Hinge	3/4" x 2-1/4"	1/4"	0P27001	#10 FH	.23	10 ea
270235	270235-1	10° Angle Base Deck Hinge (Removable Pin)	3/4" x 2-1/4"	1/4"	0P27002	#10 FH	.23	10 ea
270240	270240-1	1" Concave Base Deck Hinge	3/4" x 2-1/4"	1/4"	0P27001	#10 FH	.19	10 ea
270245	270245-1	1" Concave Base Deck Hinge (Removable Pin)	3/4" x 2-1/4"	1/4"	0P27002	#10 FH	.19	10 ea
270260	270260-1	180° Adjustable Angle Deck Hinge	1" x 2-3/4"	1/4"	0P27001	#10 FH	.10	10 ea

These Top Mount Hinge Fittings are designed to mount horizontally and attach an eye end in Bimini top applications. Concave Hinges are designed to rail mount on 1" tubing. Angled Hinges are used for mounting items on slanted surfaces like sloped gunwales. 180° Adjustable Hinge allows universal mounting at almost any angle including vertical mounting. Removable Pin Deck Hinges feature a spring loaded quick release pin for easy top removal. 1/4" or 5/16" pin size. Constructed of corrosion resistant investment cast 316 stainless steel. Installs with two FH fasteners (not included).

SIDE MOUNT HINGE FITTINGS

Investment Cast 316 Stainless Steel



Bulk	Display	Description	Base	Pin Size	Pin/Screw Part #	Fastener	Wt.(lb.)	Std. Pack
270250	270250-1	Side Mount Deck Hinge	7/8" x 2"	1/4"	0P27006	#10 FH	.14	10 ea
270255	270255-1	Side Mount Deck Hinge - Heavy Duty	1-7/8" x 2-13/16"	5/16"	0P27005	1/4" FH	.33	10 ea

Side Mount Hinge Fittings are designed to mount vertically and attach an eye end in Bimini top applications. 1/4" or 5/16" pin size. Constructed of corrosion resistant investment cast 316 stainless steel. Installs with FH fasteners (not included).

LIFELINE FITTINGS

Investment Cast 316 Stainless Steel



Bulk	Display	Description	Tube O.D.*	Base	Eye Diameter	Pin Size	Pin/Screw #	Fastener	Wt.(lb.)	Std. Pack
270500	270500-1	Stanchion Eye Insert	1"	n/a	1/2"	n/a	n/a	n/a	.18	10 ea
270505	270505-1	Stanchion Eye	1"	n/a	1/2"	n/a	n/a	n/a	.21	10 ea
270510	270510-1	Stanchion Cap	7/8"	n/a	5/16"	n/a	n/a	n/a	.21	10 ea
270511	270511-1	Stanchion Cap	1"	n/a	5/16"	n/a	n/a	n/a	.21	10 ea
270520	270520-1	Clevis Slide	7/8"	n/a	n/a	1/4"	0P27007	n/a	.20	10 ea
270521	270521-1	Clevis Slide	1"	n/a	n/a	1/4"	0P27007	n/a	.23	10 ea
270530	270530-1	Stanchion Sleeve with Eye	7/8"	n/a	3/8"	n/a	n/a	n/a	.17	10 ea
270531	270531-1	Stanchion Sleeve with Eye	1"	n/a	3/8"	n/a	n/a	n/a	.30	10 ea
270540	270540-1	4° Rectangular Base	1"	2-13/16" x 3-9/16"	n/a	n/a	n/a	1/4" FH	1.13	5 ea
270550	270550-1	Life Line Base	n/a	2-7/16" x 1-1/2"	7/16"	n/a	n/a	#10 FH	.24	10 ea
270560	270560-1	Jaw Socket (Wire Size 5/16")	n/a	n/a	n/a	3/16"	0P27008	n/a	.11	10 ea

These Lifeline Fittings are constructed of corrosion resistant investment cast 316 stainless steel. Bases install with FH fasteners (not included). Set screws can be purchased separately (299999-1). Requires 1/8" Allen wrench to install. *Stainless tube wall thickness 0.049".

**RAIL BASE FITTINGS - ROUND**

Investment Cast 316 Stainless Steel

Bulk	Display	Description	Tube O.D.*	Base	Fastener	Wt.(lb.)	Std. Pack
280300	280300-1	30° Round Base	7/8"	2-5/8"	#10 FH	.50	10 ea
280301	280301-1	30° Round Base	1"	2-3/4"	1/4" FH	.50	10 ea
280450	280450-1	45° Round Base	7/8"	2-5/8"	#10 FH	.50	10 ea
280451	280451-1	45° Round Base	1"	2-3/4"	1/4" FH	.54	10 ea
280600	280600-1	60° Round Base	7/8"	2-5/8"	#10 FH	.55	10 ea
280601	280601-1	60° Round Base	1"	2-3/4"	1/4" FH	.49	10 ea
280900	280900-1	90° Round Base	7/8"	2-5/8"	#10 FH	.49	10 ea
280901	280901-1	90° Round Base	1"	2-3/4"	1/4" FH	.58	10 ea
280921	280921-1	90° Low Round Base	1"	2-3/4"	1/4" FH	.36	10 ea

These Round Rail Base Fittings include set screws where appropriate. Set screws can be purchased separately (299999-1). Requires 1/8" Allen wrench to install. Constructed of corrosion resistant investment cast 316 stainless steel. Installs with three FH fasteners (not included). *Stainless tube wall thickness 0.049".

**RAIL BASE FITTINGS - RECTANGULAR**

Investment Cast 316 Stainless Steel

Bulk	Display	Description	Tube O.D.*	Base	Fastener	Wt.(lb.)	Std. Pack
281300	281300-1	30° Rectangular Base	7/8"	1-3/4" x 2-5/8"	#10 FH	.43	10 ea
281301	281301-1	30° Rectangular Base	1"	1-7/8" x 3-3/16"	1/4" FH	.51	10 ea
281450	281450-1	45° Rectangular Base	7/8"	1-11/16" x 3"	#10 FH	.42	10 ea
281451	281451-1	45° Rectangular Base	1"	1-7/8" x 3-1/4"	1/4" FH	.59	10 ea
281600	281600-1	60° Rectangular Base	7/8"	1-3/4" x 3-1/16"	#10 FH	.48	10 ea
281601	281601-1	60° Rectangular Base	1"	1-7/8" x 3-1/4"	1/4" FH	.57	10 ea
281900	281900-1	90° Rectangular Base	7/8"	1-11/16" x 3"	#10 FH	.42	10 ea
281901	281901-1	90° Rectangular Base	1"	1-7/8" x 3-3/16"	1/4" FH	.53	10 ea
281931	281931-1	90° Volcano Base	1"	2-1/16" x 3"	1/4" FH	.46	10 ea
281936	281936-1	90° Volcano Base	1"	3-11/16" x 3-3/8"	1/4" FH	.97	10 ea

These Rectangular Rail Base Fittings include set screws where appropriate. Set screws can be purchased separately (299999-1). Requires 1/8" Allen wrench to install. Constructed of corrosion resistant investment cast 316 stainless steel. Installs with four FH fasteners (not included). *Stainless tube wall thickness 0.049".

HANDRAIL FITTINGS

Investment Cast 316 Stainless S



Bulk	Display	Description	Rail Height	Tube O.D.*	Fastener	Wt.(lb.)	Std. Pack
285060	285060-1	60° Center	1-13/16"	7/8"	#10 FH	.28	10 ea
285061	285061-1	60° Center	1-7/8"	1"	1/4" FH	.34	10 ea
285065	285065-1	60° Center - Left (Port) Inside Set Screw	1-13/16"	7/8"	#10 FH	.28	10 ea
285066	285066-1	60° Center - Right (Starboard) Inside Set Screw	1-13/16"	7/8"	#10 FH	.27	10 ea
285120	285120-1	120° End	1-13/16"	7/8"	#10 FH	.28	10 ea
285160	285160-1	60° End	1-13/16"	7/8"	#10 FH	.31	10 ea
285161	285161-1	60° End	1-7/8"	1"	1/4" FH	.38	10 ea
285165	285165-1	60° End - Left (Port) Inside Set Screw	1-13/16"	7/8"	#10 FH	.29	10 ea
285166	285166-1	60° End - Right (Starboard) Inside Set Screw	1-13/16"	7/8"	#10 FH	.30	10 ea
288280	288280-1	Rail Standoff	2-1/4"	7/8"	5/16" Bolt	.11	10 ea
288290	288290-1	Bullet End	n/a	7/8"	n/a	.11	10 ea
288291	n/a	Bullet End	n/a	1"	n/a	.13	10 ea
289900	289900-1	90° End - Bottom Mounted	1-7/8"	7/8"	1/4" - 28 Bolt	.82	5 ea
289901	289901-1	90° End - Bottom Mounted	1-7/8"	1"	1/4" - 28 Bolt	1.16	5 ea
289905	289905-1	60° Center - Bottom Mounted	1-7/8"	7/8"	1/4" - 28 Bolt	.31	5 ea

These Handrail Fittings are designed to be used in conjunction with 7/8" or 1" OD stainless tubing to create custom handrails. Constructed of corrosion resistant investment cast 316 stainless steel. Includes set screws where appropriate. Set screws can be purchased separately (299999-1). Requires 1/8" Allen wrench. Installs with FH fasteners (not included). *Stainless tube wall thickness 0.049".

HANDRAIL END FITTINGS

Investment Cast 316 Stainless Steel



Bulk	Display	Description	Tube O.D.*	Fastener	Wt.(lb.)	Std. Pack
289055	289055-1	5-1/2° Rail (End Out)	7/8"	#10 FH	.61	5 ea
289155	289155-1	5-1/2° Rail (End In)	7/8"	#10 FH	.48	5 ea
289165	289165-1	16-1/2° Rail (End Out)	7/8"	#10 FH	.44	5 ea

These Handrail End Fittings are for use in terminating hand rails. Includes set screws where appropriate. Set screws can be purchased separately (299999-1). Requires 1/8" Allen wrench to install. Constructed of corrosion resistant investment cast 316 stainless steel. Installs with two #10 FH fasteners (not included). *Stainless tube wall thickness 0.049".

HANDRAIL TEES

Investment Cast 316 Stainless Steel



Bulk	Display	Description	Tube O.D.*	Wt.(lb.)	Std. Pack
290600	290600-1	60° Universal Tee	7/8"	.39	10 ea
290601	290601-1	60° Universal Tee	1"	.46	10 ea
290603	290603-1	60° Hinged Tee	7/8"	.53	10 ea
290604	290604-1	60° Hinged Tee	1"	.70	10 ea
290900	290900-1	90° Universal Tee	7/8"	.34	10 ea
290901	290901-1	90° Universal Tee	1"	.38	10 ea
290903	290903-1	90° Hinged Tee	7/8"	.53	10 ea
290904	290904-1	90° Hinged Tee	1"	.58	10 ea
291600	291600-1	60° Tee - Left (Port) Inside Set Screws	7/8"	.34	10 ea
291601	291601-1	60° Tee - Left (Port) Inside Set Screws	1"	.43	10 ea
292600	292600-1	60° Tee - Right (Starboard) Inside Set Screws	7/8"	.31	10 ea
292601	292601-1	60° Tee - Right (Starboard) Inside Set Screws	1"	.42	10 ea
293100	293100-1	3 - Way Corner Fitting	7/8"	.47	5 ea
293101	293101-1	3 - Way Corner Fitting	1"	.57	5 ea
293131	293131-1	4 - Way Corner Fitting	1"	.70	5 ea
293141	293141-1	4 - Way Tee	1"	.48	5 ea

These Handrail Tee fittings create directionality in hand rail applications. Includes set screws where appropriate. Set screws can be purchased separately (299999-1). Requires 1/8" Allen wrench to install. Constructed of corrosion resistant investment cast 316 stainless steel. *Stainless tube wall thickness 0.049".

RAIL TEES, ELBOWS & BOW FORMS

Investment Cast 316 Stainless Steel



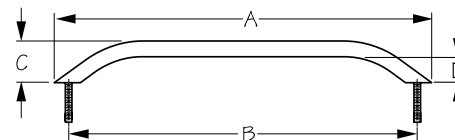
Bulk	Display	Description	Tube O.D.*	Degree	Wt.(lb.)	Std. Pack
293190	293190-1	Cable Anchor	7/8"	90°	.43	5 ea
293191	293191-1	Cable Anchor	1"	90°	.47	5 ea
295090	295090-1	Elbow	7/8"	90°	.34	10 ea
295091	295091-1	Elbow	1"	90°	.44	10 ea
295095	295095-1	Elbow & Anchor Eye	7/8"	90°	.47	5 ea
295096	295096-1	Elbow & Anchor Eye	1"	90°	.49	5 ea
295110	295110-1	Bow Form	7/8"	110°	.66	5 ea
295111	295111-1	Bow Form	1"	110°	.89	5 ea
295125	295125-1	Bow Form	7/8"	125°	.56	5 ea
295126	295126-1	Bow Form	1"	125°	.76	5 ea
295140	295140-1	Bow Form	7/8"	140°	.53	5 ea

These Rail Tees, Elbows, & Bow Forms can be attached to railing with set screws or pop riveted using stainless or aluminum rivets. Includes set screws where appropriate. Set screws can be purchased separately (299999-1). Requires 1/8" Allen wrench to install. Mounting hole in 110° Bow Form is designed to fit 1/2" diameter flagpoles. Constructed of corrosion resistant investment cast 316 stainless steel. *Stainless tube wall thickness 0.049".



STUD MOUNT HANDRAIL

Formed 304 Stainless Steel



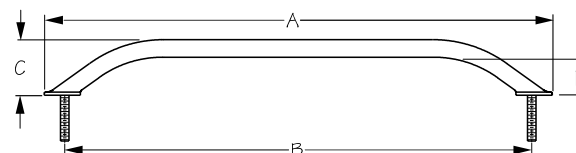
Bulk	Display	A	B	C	D	Finish	Tube O.D.	Fastener	Wt.(lb.)	Std. Pack
254106	254106-1	7-1/4"	6"	1-1/2"	1"	Stainless	3/4"	5/16"-18 Nut	.33	5 ea
254112	254112-1	12"	10-3/4"	2"	1-1/4"	Stainless	3/4"	5/16"-18 Nut	.46	5 ea
254118	254118-1	18-1/2"	16-3/4"	2"	1-1/4"	Stainless	3/4"	5/16"-18 Nut	.64	5 ea
254124	254124-1	24"	22-1/2"	2"	1-1/4"	Stainless	3/4"	5/16"-18 Nut	.80	5 ea

These Stud Mounted Handrails are designed to provide a sleek, smooth handrail transition to the mounting surface of your boat. Functional and attractive, with no visible mounting hardware. Features integral 5/16"-18 x 1-15/16" threaded studs. Constructed of corrosion resistant formed 304 stainless steel. Installs with two 5/16"-18 nuts (not included).



STUD MOUNT FLANGED HANDRAIL

Formed 304 Stainless Steel



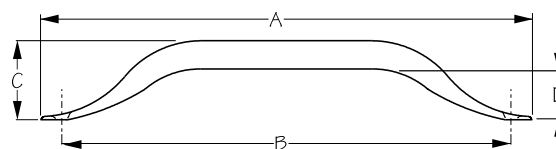
Bulk	Display	A	B	C	D	Finish	Tube O.D.	Fastener	Wt.(lb.)	Std. Pack
254209	254209-1	10"	8-3/4"	2-1/4"	1-1/2"	Stainless	7/8"	5/16"-18 Nut	.44	5 ea
254212	254212-1	13-1/2"	12"	2-1/4"	1-1/2"	Stainless	7/8"	5/16"-18 Nut	.53	5 ea
254218	254218-1	19-3/8"	18"	2-1/4"	1-1/2"	Stainless	7/8"	5/16"-18 Nut	.70	5 ea
254224	254224-1	25-1/4"	24-1/4"	2-1/4"	1-1/2"	Stainless	7/8"	5/16"-18 Nut	.76	5 ea

These Stud Mounted Flanged Handrails provide a larger mounting surface for greater stability. Functional and attractive, with no visible mounting hardware. Features integral 5/16"-18 x 1-5/8" threaded studs. Constructed of corrosion resistant formed 304 stainless steel. Installs with two 5/16"-18 nuts (not included).



SURFACE MOUNT HANDRAIL

Formed 304 Stainless Steel



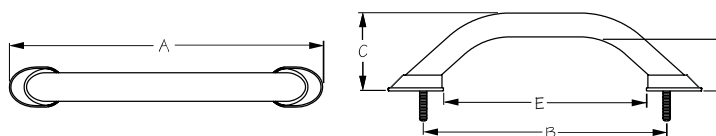
Bulk	Display	A	B	C	D	Finish	Tube O.D.	Fastener	Wt.(lb.)	Std. Pack
254312	254312-1	12"	11"	2-7/16"	1-1/2"	Stainless	1"	5/16" FH	.50	5 ea
254318	254318-1	17-11/16"	16-5/8"	2-1/2"	1-5/8"	Stainless	1"	5/16" FH	.70	5 ea
254324	254324-1	23-7/8"	22-3/4"	2-3/8"	1-5/8"	Stainless	1"	5/16" FH	.83	5 ea

These Surface Mount Handrails allow you to locate a hand rail quickly and conveniently wherever needed. 1" OD tubing for a comfortable grip. Constructed of corrosion resistant formed 304 stainless steel. Install with two 5/16" FH fasteners (not included).



LED STUD MOUNT HANDRAIL

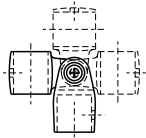
Formed 304 Stainless Steel



Bulk	Display	A	B	C	D	E	LED Color	Fastener	Wt.(lb.)	Std. Pack
254509	254509-1	10"	7-7/8"	2-1/2"	1-3/4"	6-1/2"	Blue	5/16"-18 Nut	.40	5 ea
254512	254512-1	13"	10-7/8"	2-1/2"	1-3/4"	9-1/2"	Blue	5/16"-18 Nut	.51	5 ea
254518	254518-1	19"	16-7/8"	2-1/2"	1-3/4"	15-1/2"	Blue	5/16"-18 Nut	.69	5 ea

These LED Stud Mount Handrails feature six blue LEDs per base for night visibility. Functional and attractive, with no visible mounting hardware. Shipped as three pieces – one handrail and two bases. Features integral 5/16"-18 x 1" threaded studs. Constructed of corrosion resistant formed 304 stainless steel. Installs with two 5/16"-18 nuts (not included). 12 VDC.

⚠WARNING: Cancer and Reproductive Harm - www.P65Warnings.ca.gov

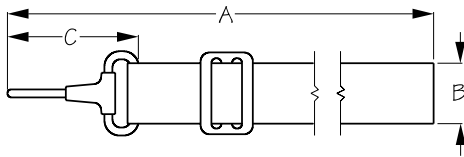
**CLEVIS SLIDE/TOP CAP UNIT**

Investment Cast 316 Stainless Steel



Bulk	Display	Tube O.D.*	Pin Size	Pin/Screw Part #	Wt.(lb.)	Std. Pack
270121	270121-1	1"	1/4"	0P27007	.58	10 ea

This Clevis Slide/Top Cap Unit is designed for use with 1" OD tubing. 1/4" pin size. Constructed of corrosion resistant investment cast 316 stainless steel. *Stainless tube wall thickness 0.049".

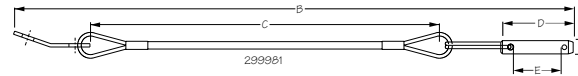
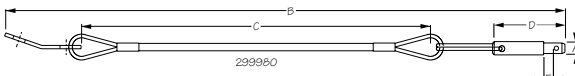
**BIMINI STRAP**

Nylon Webbing/Stainless Steel



Bulk	Display	A	B	C	Color	Wt.(lb.)	Std. Pack
298172	298172-1	8'	1"	2-1/8"	Black	.12	10 pr

Nylon Bimini Straps are used to replace lost or damaged Bimini top straps. Constructed of 1" wide nylon webbing with corrosion resistant stainless snap hooks. 8' long.

**RELEASE PIN & LANYARD**

Formed 304 Stainless Steel

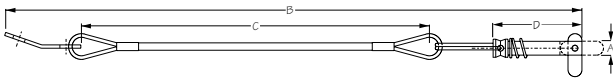


Bulk	Display	A	B	C	D	E	Type	Wt.(lb.)	Std. Pack
299980	299980-1	1/4" - 3/16"	10"	6"	1-3/8"	3/16"	Stepped	.04	10 ea
299981	299981-1	1/4"	10"	6"	1-3/8"	15/16"	Straight	.04	10 ea

Release Pins feature a detent ball for quick release. For use with Bimini top hardware. Available with a straight or stepped pin. Stepped version fits threaded hinge fittings. Attached lanyard reduces risk of loss. Constructed of corrosion resistant formed 304 stainless steel.

TOGGLE PIN & LANYARD - STRAIGHT

304 Stainless Steel



Bulk	Display	A	B	C	D	Wt.(lb.)	Std. Pack
299986	299986-1	1/4"	10"	6"	1-3/8"	.03	10 ea

L-shaped Toggle Pin features a swivel flip lock for use with Bimini top hardware. For added security, the hinge prevents the 1/4" pin from being withdrawn from the fitting until the locking device is in line with the pin. Attached lanyard reduces risk of loss. Constructed of corrosion resistant 304 stainless steel.



RAIL FITTINGS REPLACEMENT PARTS

304 Stainless Steel/Nylon



OP27001



OP27002



OP27003



OP27004



OP27005



OP27006



OP27007



OP27008



OP27301



OP27302



OP27303



OP27306



OP27601



273298
273299



273309



299999

Bulk	Display	Description	Wt.(lb.)	Std. Pack
OP27001	OP27001-1	Screw for 270160, 270161, 270200, 270230, & 270240	.01 / .02	10 ea / 10 pr
OP27002	OP27002-1	Toggle Pin for Deck Hinges, 270210, 270235, & 270245	.01 / .02	10 ea / 10 pr
OP27003	OP27003-1	Screw for 270171	.01 / .02	10 ea / 10 pr
OP27004	OP27004-1	Screw for 270205	.01 / .02	10 ea / 10 pr
OP27005	OP27005-1	Bolt for 270255	.01 / .02	10 ea / 10 pr
OP27006	OP27006-1	Screw for 270250	.01 / .02	10 ea / 10 pr
OP27007	OP27007-1	Bolt for 270520 & 270521	.01 / .02	10 ea / 10 pr
OP27008	OP27008-1	Pin & Split Ring for 270560	.01 / .02	10 ea / 10 pr
OP27301	OP27301-1	Screw for 273160 & 273291	.01 / .02	10 ea / 10 pr
OP27302	OP27302-1	Thumbscrew for 273290 & 273295	.01 / .02	10 ea / 10 pr
OP27303	OP27303-1	Screw for 273250 & 273271	.01 / .02	10 ea / 10 pr
OP27306	n/a	1/4"-20 x 5/16" Cupped Point Hex Drive	.01	10 ea
OP27601	OP27601-1	Screw for 276160, 276200, & 276250	.01 / .02	10 ea / 10 pr
273298	273298-1	Head Screw - 1/4"-20 x 7/8" (Black) for 273250 thru 273266	.02 / .04	10 ea / 10 pr
273299	273299-1	Head Screw - 1/4"-20 x 7/8" (White) for 273250 thru 273266	.02 / .04	10 ea / 10 pr
273309	273309-1	Head Screw - 1/4"-20 x 1/2" (White) for all Side Mount Deck Hinges	.01 / .02	10 ea / 10 pr
299999	299999-1	1/4"-28 x 3/16" Cone Point Hex Drive	.01 / .10	100 ea / 10 sets

CANVAS FASTENERS

Nickel Plated Brass



Bulk	Display	Photo #	Description	Wt.(lb.)	Std. Pack
n/a	299101-1	1 & 2	Canvas Socket - 7/32" (3/set) & Back Plate (3/set)	.03	10 sets
n/a	299102-1	3 & 4	Canvas Stud - 2 Prong Clinch (4/set) & Washer (4/set)	.04	10 sets
n/a	299103-1	5 & 6	Canvas Stud - Eyelet Type (4/set) & Washer (4/set)	.04	10 sets
299104	299104-1	16	Canvas Stud (#8 Wood Screw) 1/2" (5/set)	.05	100 ea / 10 sets
n/a	299107-1	17	Canvas Stud (#8-32 Machine Screw) 3/8" (5 /set)	.05	10 sets
n/a	299108-1	7 & 8	Canvas Snap Cap - 1/4" (6/set) & Socket (6/set)	.06	10 sets
n/a	299109-1	9 & 8	Canvas Snap Cap - 5/16" (6/set) & Socket (6/set)	.06	10 sets
n/a	299110-1	10 & 15	Canvas Snap Stud - Standard (6/set) & Snap Post - 1/4" (6/set)	.06	10 sets
n/a	299111-1	18	Canvas Snap Stud (#8 Sheet Metal Screw) 3/8" (6/set)	.06	10 sets
n/a	299112-1	19	Canvas Snap Stud (#8 Sheet Metal Screw) 5/8" (6/set)	.06	10 sets
299113	299113-1	20	Canvas Snap Stud (#10 Sheet Metal Screw) 5/8" (6/set)	.01 / .06	100 ea / 10 sets
299114	299114-1	21	Canvas Snap Stud (#8 Sheet Metal Self Tap Screw) 1/2" (6/set)	.01 / .06	100 ea / 10 sets
n/a	299115-1	22	Canvas Snap Stud (#10-32 Machine Screw) 3/8" (5/set)	.05	10 sets
299116	299116-1	23	Snap Turn Buckle - 2 Screw Base (2/set)	.02	100 ea / 10 pr
n/a	299117-1	11 & 12	Snap Turn Buckle - 2 Prong Clinch (2/set) & Back Plate (2/set)	.02	10 sets
n/a	299118-1	13 & 14	Snap Turn Buckle Eyelet (2/set) & Washer (2/set)	.02	10 sets
n/a	299119-1	24	Snap Turn Buckle (#7 Brass Wood Screw) 5/8" (2/set)	.04	10 pr
n/a	299120-1	25	Canvas Snap Hand Punch & Base	.10	10 sets
n/a	299124-1	26	S.S. Windshield Clip - 3/4" Base (4/set)	.04	10 sets
n/a	299125-1	27	S.S. Windshield Clip - 7/8" Base (4/set)	.04	10 sets
273670	273670-1	28	Nylon Windshield Canvas Stud Clip - Black	.02	10 ea / 10 pr
299151	n/a	1	Canvas Socket-Standard Leg 7/32"	.01	100 ea
299152	n/a	2	Back Plate for 299151	.01	100 ea
299153	n/a	3	Canvas Stud - Two Prong Clinch	.01	100 ea
299154	n/a	4	Washer for 299153	.01	100 ea
299155	n/a	5	Canvas Stud - Eyelet Type	.01	100 ea
299156	n/a	6	Washer for 299155	.01	100 ea
299157	n/a	7	Canvas Snap Cap - Standard 1/4"	.01	100 ea
299158	n/a	8	Canvas Snap Socket - Standard	.01	100 ea
299159	n/a	9	Canvas Snap Cap - Long Barrel 5/16"	.01	100 ea
299162	n/a	10	Canvas Snap Stud - Standard	.01	100 ea
299163	n/a	11	Snap Turn Buckle - Single Two Prong Clinch	.01	100 ea
299164	n/a	12	Back Plate for 299163	.01	100 ea
299165	n/a	13	Snap Turn Buckle Eyelet	.01	100 ea
299166	n/a	14	Washer for 299165	.01	100 ea
299199	n/a	15	Canvas Snap Post 1/4" for 299162	.01	100 ea

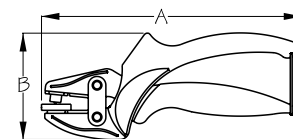
Canvas Fasteners feature excellent snap action and holding strength. Easy Installation. With a variety of thread lengths, studs are adaptable to a wide range of material thicknesses. Constructed of nickel plated brass.

⚠WARNING: Cancer and Reproductive Harm - www.P65Warnings.ca.gov



CANVAS SNAP TOOL

Aluminum/Steel



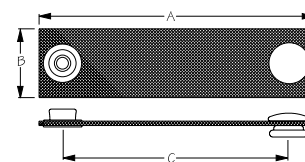
Bulk	Display	A	B	Wt.(lb.)	Std. Pack
n/a	299190-1	7-1/4"	2-7/8"	.40	1 ea

Canvas Snap Tool includes a die wrench and three removable dies for various snap caps and studs. Great addition to any tool box. Constructed of aluminum and steel. Not for use with heavy duty stainless canvas snaps.



ADD-A-SNAP

Nickel Plated Brass/Nylon



Bulk	Display	A	B	C	Color	Wt.(lb.)	Std. Pack
n/a	299201B-1	1-1/2"	1"	11/16"	Black	.06	6 pr
n/a	299201W-1	1-1/2"	1"	11/16"	White	.06	6 pr
n/a	299202B-1	2-1/2"	1"	1-1/2"	Black	.07	6 pr
n/a	299202W-1	2-1/2"	1"	1-1/2"	White	.07	6 pr
n/a	299204B-1	4"	1"	3"	Black	.08	6 pr
n/a	299204W-1	4"	1"	3"	White	.08	6 pr

For use with canvas or nylon boat covers, the Add-A-Snap allows you to easily add length on hard to reach snaps from shrunken material. Nickel plated brass/nylon.

⚠WARNING: Cancer and Reproductive Harm - www.P65Warnings.ca.gov

DID YOU KNOW?

Sea-Dog offers a comprehensive line of rope, twine, and cordage for the marine industry, with **over 280 items** of assorted materials, sizes, and colors.



Grey Cordage & Bungee Dock Lines!

6

Cordage &
Accessories

Anchors

Anchor Chains

Gas Lift Springs

Hatch Springs

Deck Pipes

Windshield
Accessories

Rod Holders

Fillet Tables

Flagpoles

Antenna Bases

Fender Holders

Bow Sockets

Deck & Folding
Steps

Bow Rollers

Ladders

Antenna
Accessories

Cable
Connectors

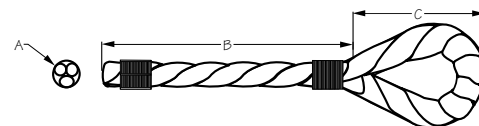
Anchoring & Deck Hardware





DOCK LINE

Twisted Nylon

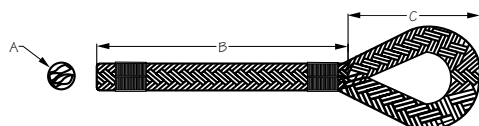


Bulk	Display	A (Dia.)	B (Length)	C (Eye Size)	Color	WLL-kgs/lbs	B.S.-kgs/lbs	Wt.(lb.)	Std. Pack
n/a	301110010BK-1	3/8"	10'	12"	Black	370/815	1850/3750	.35	12 ea
n/a	301110010BL-1	3/8"	10'	12"	Blue	370/815	1850/3750	.35	12 ea
n/a	301110010WH-1	3/8"	10'	12"	White	370/815	1850/3750	.35	12 ea
n/a	301110015BK-1	3/8"	15'	12"	Black	370/815	1850/3750	.40	12 ea
n/a	301110015BL-1	3/8"	15'	12"	Blue	370/815	1850/3750	.40	12 ea
n/a	301110015WH-1	3/8"	15'	12"	White	370/815	1850/3750	.40	12 ea
n/a	301110020BK-1	3/8"	20'	12"	Black	370/815	1850/3750	.45	12 ea
n/a	301110020BL-1	3/8"	20'	12"	Blue	370/815	1850/3750	.45	12 ea
n/a	301110020WH-1	3/8"	20'	12"	White	370/815	1850/3750	.45	12 ea
n/a	301110025BK-1	3/8"	25'	12"	Black	370/815	1850/3750	.50	12 ea
n/a	301110025BL-1	3/8"	25'	12"	Blue	370/815	1850/3750	.50	12 ea
n/a	301110025WH-1	3/8"	25'	12"	White	370/815	1850/3750	.50	12 ea
n/a	301110050WH-1	3/8"	50'	12"	White	370/815	1850/3750	1.00	6 ea
n/a	301112015BK-1	1/2"	15'	12"	Black	415/915	2080/4200	.40	12 ea
n/a	301112015WH-1	1/2"	15'	12"	White	415/915	2080/4200	.40	12 ea
n/a	301112020BK-1	1/2"	20'	12"	Black	415/915	2080/4200	.45	12 ea
n/a	301112020WH-1	1/2"	20'	12"	White	415/915	2080/4200	.45	12 ea
n/a	301112025BK-1	1/2"	25'	12"	Black	415/915	2080/4200	.50	12 ea
n/a	301112025WH-1	1/2"	25'	12"	White	415/915	2080/4200	.50	12 ea
n/a	301112035BK-1	1/2"	35'	12"	Black	415/915	2080/4200	.55	6 ea
n/a	301112035WH-1	1/2"	35'	12"	White	415/915	2080/4200	.55	6 ea
n/a	301112050WH-1	1/2"	50'	12"	White	415/915	2080/4200	1.00	6 ea
n/a	301116020BK-1	5/8"	20'	15"	Black	900/1980	4500/9100	.50	6 ea
n/a	301116020WH-1	5/8"	20'	15"	White	900/1980	4500/9100	.50	6 ea
n/a	301116025BK-1	5/8"	25'	15"	Black	900/1980	4500/9100	.55	6 ea
n/a	301116025WH-1	5/8"	25'	15"	White	900/1980	4500/9100	.55	6 ea
n/a	301116035BK-1	5/8"	35'	15"	Black	900/1980	4500/9100	.60	6 ea
n/a	301116035WH-1	5/8"	35'	15"	White	900/1980	4500/9100	.60	6 ea
n/a	301116050BK-1	5/8"	50'	15"	Black	900/1980	4500/9100	.75	4 ea
n/a	301119025BK-1	3/4"	25'	18"	Black	1060/2330	5300/10700	.60	6 ea
n/a	301119035BK-1	3/4"	35'	18"	Black	1060/2330	5300/10700	.65	6 ea
n/a	301119050BK-1	3/4"	50'	18"	Black	1060/2330	5300/10700	.85	2 ea

Twisted Nylon Dock Lines

- 100% premium twisted three-strand nylon
- High strength with superior stretch for the shock loads of boat wakes and harbor surges
- Superior abrasion resistance to counteract chafe
- Professionally hand-spliced with five tucks
- Yacht whipped at the bitter end and splice point
- All lines are medium lay
- Comes in an attractive, reusable clamshell package



**PREMIUM DOCK LINE**

Double Braided Nylon



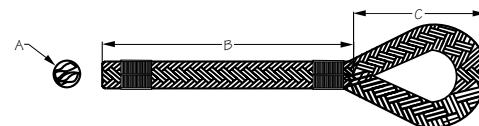
Bulk	Display	A (Dia.)	B (Length)	C (Eye Size)	Color	WLL-kgs/lbs	B.S.-kgs/lbs	Wt.(lb.)	Std. Pack
n/a	302110010BK-1	3/8"	10'	12"	Black	376/825	1880/3800	.35	12 ea
n/a	302110010BL-1	3/8"	10'	12"	Blue	376/825	1880/3800	.35	12 ea
n/a	302110010G/W-1	3/8"	10'	12"	Gold/White	376/825	1880/3800	.35	12 ea
n/a	302110010GY-1	3/8"	10'	12"	Gray	376/825	1880/3800	.35	12 ea
n/a	302110010NV-1	3/8"	10'	12"	Navy	376/825	1880/3800	.35	12 ea
n/a	302110010WH-1	3/8"	10'	12"	White	376/825	1880/3800	.35	12 ea
n/a	302110015BK-1	3/8"	15'	12"	Black	376/825	1880/3800	.45	12 ea
n/a	302110015BL-1	3/8"	15'	12"	Blue	376/825	1880/3800	.45	12 ea
n/a	302110015G/W-1	3/8"	15'	12"	Gold/White	376/825	1880/3800	.45	12 ea
n/a	302110015GY-1	3/8"	15'	12"	Gray	376/825	1880/3800	.45	12 ea
n/a	302110015NV-1	3/8"	15'	12"	Navy	376/825	1880/3800	.45	12 ea
n/a	302110015RD-1	3/8"	15'	12"	Red	376/825	1880/3800	.45	12 ea
n/a	302110015WH-1	3/8"	15'	12"	White	376/825	1880/3800	.45	12 ea
n/a	302110020BK-1	3/8"	20'	12"	Black	376/825	1880/3800	.50	12 ea
n/a	302110020BL-1	3/8"	20'	12"	Blue	376/825	1880/3800	.50	12 ea
n/a	302110020G/W-1	3/8"	20'	12"	Gold/White	376/825	1880/3800	.50	12 ea
n/a	302110020GY-1	3/8"	20'	12"	Gray	376/825	1880/3800	.50	12 ea
n/a	302110020NV-1	3/8"	20'	12"	Navy	376/825	1880/3800	.50	12 ea
n/a	302110020RD-1	3/8"	20'	12"	Red	376/825	1880/3800	.50	12 ea
n/a	302110020WH-1	3/8"	20'	12"	White	376/825	1880/3800	.50	12 ea
n/a	302110025BK-1	3/8"	25'	12"	Black	376/825	1880/3800	.55	12 ea
n/a	302110025BL-1	3/8"	25'	12"	Blue	376/825	1880/3800	.55	12 ea
n/a	302110025G/W-1	3/8"	25'	12"	Gold/White	376/825	1880/3800	.55	12 ea
n/a	302110025GY-1	3/8"	25'	12"	Gray	376/825	1880/3800	.55	12 ea
n/a	302110025NV-1	3/8"	25'	12"	Navy	376/825	1880/3800	.55	12 ea
n/a	302110025RD-1	3/8"	25'	12"	Red	376/825	1880/3800	.55	12 ea
n/a	302110025WH-1	3/8"	25'	12"	White	376/825	1880/3800	.55	12 ea
n/a	302110050BK-1	3/8"	50'	12"	Black	376/825	1880/3800	.65	6 ea
n/a	302112010BK-1	1/2"	10'	12"	Black	438/960	2190/4400	.45	12 ea
n/a	302112010G/W-1	1/2"	10'	12"	Gold/White	438/960	2190/4400	.45	12 ea
n/a	302112010NV-1	1/2"	10'	12"	Navy	438/960	2190/4400	.45	12 ea
n/a	302112010WH-1	1/2"	10'	12"	White	438/960	2190/4400	.45	12 ea
n/a	302112015BK-1	1/2"	15'	12"	Black	438/960	2190/4400	.50	12 ea
n/a	302112015BL-1	1/2"	15'	12"	Blue	438/960	2190/4400	.50	12 ea
n/a	302112015G/W-1	1/2"	15'	12"	Gold/White	438/960	2190/4400	.50	12 ea
n/a	302112015GY-1	1/2"	15'	12"	Gray	438/960	2190/4400	.50	12 ea
n/a	302112015NV-1	1/2"	15'	12"	Navy	438/960	2190/4400	.50	12 ea
n/a	302112015RD-1	1/2"	15'	12"	Red	438/960	2190/4400	.50	12 ea
n/a	302112015WH-1	1/2"	15'	12"	White	438/960	2190/4400	.50	12 ea
n/a	302112020BK-1	1/2"	20'	12"	Black	438/960	2190/4400	.55	12 ea
n/a	302112020BL-1	1/2"	20'	12"	Blue	438/960	2190/4400	.55	12 ea
n/a	302112020G/W-1	1/2"	20'	12"	Gold/White	438/960	2190/4400	.55	12 ea
n/a	302112020GY-1	1/2"	20'	12"	Gray	438/960	2190/4400	.55	12 ea
n/a	302112020NV-1	1/2"	20'	12"	Navy	438/960	2190/4400	.55	12 ea
n/a	302112020RD-1	1/2"	20'	12"	Red	438/960	2190/4400	.55	12 ea
n/a	302112020WH-1	1/2"	20'	12"	White	438/960	2190/4400	.55	12 ea
n/a	302112025BK-1	1/2"	25'	12"	Black	438/960	2190/4400	.60	12 ea
n/a	302112025BL-1	1/2"	25'	12"	Blue	438/960	2190/4400	.60	12 ea
n/a	302112025G/W-1	1/2"	25'	12"	Gold/White	438/960	2190/4400	.60	12 ea
n/a	302112025NV-1	1/2"	25'	12"	Navy	438/960	2190/4400	.60	12 ea
n/a	302112025RD-1	1/2"	25'	12"	Red	438/960	2190/4400	.60	12 ea
n/a	302112025WH-1	1/2"	25'	12"	White	438/960	2190/4400	.60	12 ea
n/a	302112030BK-1	1/2"	30'	12"	Black	438/960	2190/4400	.65	12 ea
n/a	302112030G/W-1	1/2"	30'	12"	Gold/White	438/960	2190/4400	.65	12 ea
n/a	302112030WH-1	1/2"	30'	12"	White	438/960	2190/4400	.65	12 ea
n/a	302112035BK-1	1/2"	35'	12"	Black	438/960	2190/4400	.68	12 ea
n/a	302112035G/W-1	1/2"	35'	12"	Gold/White	438/960	2190/4400	.68	12 ea

More SKUs on Next Page...



PREMIUM DOCK LINE (continued)

Double Braided Nylon

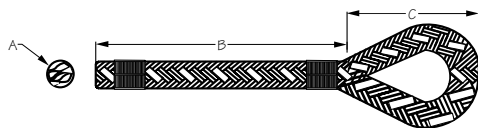


Bulk	Display	A (Dia.)	B (Length)	C (Eye Size)	Color	WLL-kgs/lbs	B.S.-kgs/lbs	Wt.(lb.)	Std. Pack
n/a	302112035NV-1	1/2"	35'	12"	Navy	438/960	2190/4400	.68	12 ea
n/a	302112035WH-1	1/2"	35'	12"	White	438/960	2190/4400	.68	12 ea
n/a	302112050BK-1	1/2"	50'	12"	Black	438/960	2190/4400	.75	6 ea
n/a	302116015BK-1	5/8"	15'	15"	Black	927/2045	4650/9400	.60	6 ea
n/a	302116015G/W-1	5/8"	15'	15"	Gold/White	927/2045	4650/9400	.60	6 ea
n/a	302116015NV-1	5/8"	15'	15"	Navy	927/2045	4650/9400	.60	6 ea
n/a	302116015WH-1	5/8"	15'	15"	White	927/2045	4650/9400	.60	6 ea
n/a	302116020BK-1	5/8"	20'	15"	Black	927/2045	4650/9400	.60	6 ea
n/a	302116020G/W-1	5/8"	20'	15"	Gold/White	927/2045	4650/9400	.60	6 ea
n/a	302116020NV-1	5/8"	20'	15"	Navy	927/2045	4650/9400	.60	6 ea
n/a	302116020WH-1	5/8"	20'	15"	White	927/2045	4650/9400	.60	6 ea
n/a	302116025BK-1	5/8"	25'	15"	Black	927/2045	4650/9400	.65	6 ea
n/a	302116025G/W-1	5/8"	25'	15"	Gold/White	927/2045	4650/9400	.65	6 ea
n/a	302116025WH-1	5/8"	25'	15"	White	927/2045	4650/9400	.65	6 ea
n/a	302116030BK-1	5/8"	30'	15"	Black	927/2045	4650/9400	.70	6 ea
n/a	302116030G/W-1	5/8"	30'	15"	Gold/White	927/2045	4650/9400	.70	6 ea
n/a	302116030NV-1	5/8"	30'	15"	Navy	927/2045	4650/9400	.70	6 ea
n/a	302116030WH-1	5/8"	30'	15"	White	927/2045	4650/9400	.70	6 ea
n/a	302116035BK-1	5/8"	35'	15"	Black	927/2045	4650/9400	.75	6 ea
n/a	302116035G/W-1	5/8"	35'	15"	Gold/White	927/2045	4650/9400	.75	6 ea
n/a	302116035NV-1	5/8"	35'	15"	Navy	927/2045	4650/9400	.75	6 ea
n/a	302116035WH-1	5/8"	35'	15"	White	927/2045	4650/9400	.75	6 ea
n/a	302116050BK-1	5/8"	50'	15"	Black	927/2045	4650/9400	.75	6 ea
n/a	302116050WH-1	5/8"	50'	15"	White	927/2045	4650/9400	.75	6 ea
n/a	302119025BK-1	3/4"	25'	18"	Black	1104/2430	5520/11200	.70	6 ea
n/a	302119025G/W-1	3/4"	25'	18"	Gold/White	1104/2430	5520/11200	.70	6 ea
n/a	302119025WH-1	3/4"	25'	18"	White	1104/2430	5520/11200	.70	6 ea
n/a	302119030BK-1	3/4"	30'	18"	Black	1104/2430	5520/11200	.75	6 ea
n/a	302119035BK-1	3/4"	35'	18"	Black	1104/2430	5520/11200	.80	6 ea
n/a	302119035G/W-1	3/4"	35'	18"	Gold/White	1104/2430	5520/11200	.80	6 ea
n/a	302119035WH-1	3/4"	35'	18"	White	1104/2430	5520/11200	.80	6 ea
n/a	302119050BK-1	3/4"	50'	18"	Black	1104/2430	5520/11200	.90	6 ea

Double Braided Nylon Dock Lines

- 100% premium double braided nylon
- Professionally spliced soft eye at one end
- Yacht whipped at the bitter end and splice point
- Available in a wide range of colors and sizes
- Comes in an attractive, reusable clamshell package




**PREMIUM DOCK LINE WITH REFLECTIVE TRACER**

Double Braided Nylon

Bulk	Display	A (Dia.)	B (Length)	C (Eye Size)	Color	WLL-kgs/lbs	B.S.-kgs/lbs	Wt.(lb.)	Std. Pack
n/a	302110010BKT-1	3/8"	10'	12"	Black	376/825	1880/3800	.35	12 ea
n/a	302110010G/WT-1	3/8"	10'	12"	Gold/White	376/825	1880/3800	.35	12 ea
n/a	302110015BKT-1	3/8"	15'	12"	Black	376/825	1880/3800	.45	12 ea
n/a	302110015G/WT-1	3/8"	15'	12"	Gold/White	376/825	1880/3800	.45	12 ea
n/a	302110020BKT-1	3/8"	20'	12"	Black	376/825	1880/3800	.50	12 ea
n/a	302110020G/WT-1	3/8"	20'	12"	Gold/White	376/825	1880/3800	.50	12 ea
n/a	302112010BKT-1	1/2"	10'	12"	Black	438/960	2190/4400	.45	12 ea
n/a	302112010G/WT-1	1/2"	10'	12"	Gold/White	438/960	2190/4400	.45	12 ea
n/a	302112015BKT-1	1/2"	15'	12"	Black	438/960	2190/4400	.50	12 ea
n/a	302112015G/WT-1	1/2"	15'	12"	Gold/White	438/960	2190/4400	.50	12 ea
n/a	302112020BKT-1	1/2"	20'	12"	Black	438/960	2190/4400	.55	12 ea
n/a	302112020G/WT-1	1/2"	20'	12"	Gold/White	438/960	2190/4400	.55	12 ea
n/a	302116015BKT-1	5/8"	15'	15"	Black	927/2045	4650/9400	.60	6 ea
n/a	302116015G/WT-1	5/8"	15'	15"	Gold/White	927/2045	4650/9400	.60	6 ea
n/a	302116020BKT-1	5/8"	20'	15"	Black	927/2045	4650/9400	.60	6 ea
n/a	302116020G/WT-1	5/8"	20'	15"	Gold/White	927/2045	4650/9400	.60	6 ea

Double Braided Nylon Dock Lines with Tracer

- 100% premium double braided nylon
- Reflective tracers, visible up to 200 ft.
- Professionally spliced soft eye
- Yacht whipped at the bitter end and splice point
- High-capacity tensile strength and excellent shock absorption capabilities
- Resistant to rot, abrasion, mildew, oil, and UV rays
- Can be stored wet or dry
- Comes in an attractive, reusable clamshell package

**ANCHOR LINE**

Twisted Nylon

Bulk	Display	A (Dia.)	B (Length)	Color	WLL-kgs/lbs	B.S.-kgs/lbs	Wt.(lb.)	Std. Pack
n/a	301110060WH-1	3/8"	60'	White	370/815	1850/3750	1.10	6 ea
n/a	301110100WH-1	3/8"	100'	White	370/815	1850/3750	1.25	6 ea
n/a	301110150WH-1	3/8"	150'	White	370/815	1850/3750	1.50	4 ea
n/a	301110200WH-1	3/8"	200'	White	370/815	1850/3750	1.75	4 ea
n/a	301112100WH-1	1/2"	100'	White	415/915	2080/4200	2.00	4 ea
n/a	301112150WH-1	1/2"	150'	White	415/915	2080/4200	2.50	2 ea
n/a	301112200WH-1	1/2"	200'	White	415/915	2080/4200	3.00	2 ea
n/a	301116200WH-1	5/8"	200'	White	900/980	4500/9100	3.50	1 ea

Twisted Nylon Anchor Line

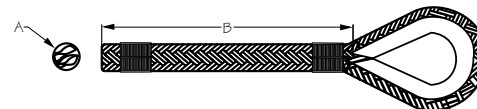
- 100% premium twisted three-strand nylon
- Excellent flexibility, stretches to absorb shock
- Medium lay with a soft feel
- 304 Stainless steel thimble
- Professionally spliced with five tucks
- Yacht whipped at the bitter end
- Packaged on an easy to dispense spool





PREMIUM ANCHOR LINE

Double Braided Nylon



Bulk	Display	A (Dia.)	B (Length)	Color	WLL-kgs/lbs	B.S.-kgs/lbs	Wt.(lb.)	Std. Pack
n/a	302110060G/W-1	3/8"	60'	Gold/White	376/825	1880/3800	1.90	1 ea
n/a	302110100G/W-1	3/8"	100'	Gold/White	376/825	1880/3800	2.20	4 ea
n/a	302110150G/W-1	3/8"	150'	Gold/White	376/825	1880/3800	3.30	4 ea
n/a	302110200G/W-1	3/8"	200'	Gold/White	376/825	1880/3800	4.40	2 ea
n/a	302110250G/W-1	3/8"	250'	Gold/White	376/825	1880/3800	5.00	4 ea
n/a	302112060G/W-1	1/2"	60'	Gold/White	438/960	2190/4400	3.00	1 ea
n/a	302112100G/W-1	1/2"	100'	Gold/White	438/960	2190/4400	3.30	4 ea
n/a	302112150G/W-1	1/2"	150'	Gold/White	438/960	2190/4400	4.40	2 ea
n/a	302112200G/W-1	1/2"	200'	Gold/White	438/960	2190/4400	5.25	2 ea
n/a	302112250G/W-1	1/2"	250'	Gold/White	438/960	2190/4400	5.60	1 ea
n/a	302112300G/W-1	1/2"	300'	Gold/White	438/960	2190/4400	6.00	1 ea

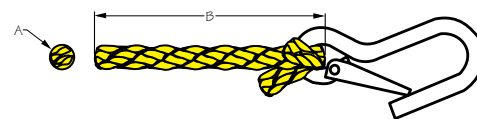
Double Braided Nylon Anchor Line

- 100% premium double braided nylon
- Excellent flexibility, stretches to absorb shock
- Medium lay with a soft feel
- 304 Stainless steel thimble
- Professionally spliced
- Yacht whipped at bitter end and thimble splice point
- Packaged on an easy to dispense spool



ANCHOR LINE WITH SNAP

Hollow Braided Polypropylene



Bulk	Display	A (Dia.)	B (Length)	Color	WLL-kgs/lbs	B.S.-kgs/lbs	Wt.(lb.)	Std. Pack
n/a	304206050YW-1	1/4"	50'	Yellow	104/230	520/1050	.75	12 ea
n/a	304206100YW-1	1/4"	100'	Yellow	104/230	520/1050	1.50	12 ea
n/a	304210075YW-1	3/8"	75'	Yellow	268/590	1340/2700	1.25	12 ea
n/a	304210100YW-1	3/8"	100'	Yellow	268/590	1340/2700	1.50	12 ea

Hollow Braid Anchor Line with Snap

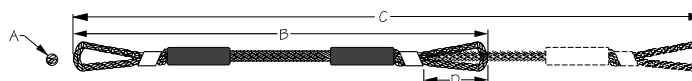
- 100% premium multi-filament polypropylene floating rope
- Plated steel Spring Hook (155630)
- Packaged in a reusable clamshell pack (304206050YW-1) or easy to dispense spool

⚠ WARNING: Cancer and Reproductive Harm - www.P65Warnings.ca.gov



BUNGEE DOCK LINE

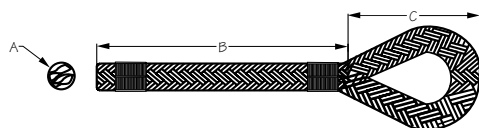
Polypropylene/Natural Rubber/Polyester Cover



Bulk	Display	A (Dia.)	B	C	D (Eye Size)	Color	Wt.(lb.)	Std. Pack
n/a	306204-1	3/8"	4'	5-1/2'	7"	Black	.65	12 pr
n/a	306205-1	3/8"	5'	7'	7"	Black	.79	12 pr
n/a	306206-1	3/8"	6'	9'	7"	Black	.92	6 pr
n/a	306254-1	3/8"	4'	5-1/2'	7"	White	.65	12 pr
n/a	306255-1	3/8"	5'	7'	7"	White	.79	12 pr
n/a	306256-1	3/8"	6'	9'	7"	White	.92	6 pr

Bungee dock lines have adjustable eye's with rubber chafe protectors and mesh covered bungee centers. Designed to be used in combination with standard dock lines.

⚠ WARNING: Cancer and Reproductive Harm - www.P65Warnings.ca.gov

**PREMIUM FENDER LINE**

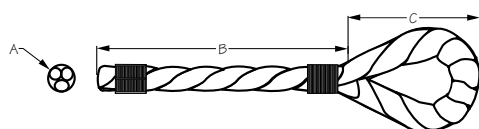
Double Braided Nylon



Bulk	Display	A (Dia.)	B (Length)	C (Eye Size)	Color	WLL-kgs/lbs	B.S.-kgs/lbs	Wt.(lb.)	Std. Pack
n/a	302106006BK-1	1/4"	6'	2"	Black	132/290	660/1330	.64	12 pr
n/a	302106006BL-1	1/4"	6'	2"	Blue	132/290	660/1330	.64	12 pr
n/a	302106006G/W-1	1/4"	6'	2"	Gold/White	132/290	660/1330	.64	12 pr
n/a	302106006GY-1	1/4"	6'	2"	Gray	132/290	660/1330	.64	12 pr
n/a	302106006NV-1	1/4"	6'	2"	Navy	132/290	660/1330	.64	12 pr
n/a	302106006RD-1	1/4"	6'	2"	Red	132/290	660/1330	.64	12 pr
n/a	302106006WH-1	1/4"	6'	2"	White	132/290	660/1330	.64	12 pr
n/a	302110006BK-1	3/8"	6'	3"	Black	376/825	1880/3800	.64	12 pr
n/a	302110006BL-1	3/8"	6'	3"	Blue	376/825	1880/3800	.64	12 pr
n/a	302110006G/W-1	3/8"	6'	3"	Gold/White	376/825	1880/3800	.64	12 pr
n/a	302110006GY-1	3/8"	6'	3"	Gray	376/825	1880/3800	.64	12 pr
n/a	302110006NV-1	3/8"	6'	3"	Navy	376/825	1880/3800	.64	12 pr
n/a	302110006RD-1	3/8"	6'	3"	Red	376/825	1880/3800	.64	12 pr
n/a	302110006WH-1	3/8"	6'	3"	White	376/825	1880/3800	.64	12 pr

Double Braided Fender Line

- 100% premium double braided nylon
- Professional double braided nylon splice
- Yacht whipped at bitter end and splice point
- Sold in pairs

**FENDER LINE**


Twisted Nylon



Bulk	Display	A (Dia.)	B (Length)	C (Eye Size)	Color	WLL-kgs/lbs	B.S.-kgs/lbs	Wt.(lb.)	Std. Pack
n/a	301106006WH-1	1/4"	6'	2"	White	124/275	620/1250	.64	12 pr
n/a	301106008WH-1	3/8"	8'	3"	White	370/815	1850/3750	.75	12 pr

Twisted Nylon Fender Line

- 100% premium twisted three-strand nylon
- Professionally spliced with five tucks
- Yacht whipped at bitter end and splice point
- Sold in pairs

**BULK CORDAGE**

Twisted Nylon



Bulk	Display	A (Dia.)	B (Length)	Color	WLL-kgs/lbs	B.S.-kgs/lbs	Wt.(lb.)	Std. Pack
301106600WH	n/a	1/4"	600'	White	124/275	620/1250	5.00	1 ea
301110600WH	n/a	3/8"	600'	White	370/815	1850/3750	6.00	1 ea
301112600WH	n/a	1/2"	600'	White	415/915	2080/4200	8.00	1 ea

Twisted Nylon Bulk Cordage

- 100% premium twisted nylon
- Packaged on an easy to dispense spool



PREMIUM BULK CORDAGE

Double Braided Nylon



Bulk	Display	A (Dia.)	B (Length)	Color	WLL-kgs/lbs	B.S.-kgs/lbs	Wt.(lb.)	Std. Pack
302106600BK	n/a	1/4"	600'	Black	132/290	680/1375	5.00	2 ea
302106600G/W	n/a	1/4"	600'	Gold/White	132/290	680/1375	5.00	2 ea
302106600WH	n/a	1/4"	600'	White	132/290	680/1375	5.00	2 ea
302110600BK	n/a	3/8"	600'	Black	376/825	1880/3800	6.60	1 ea
302110600G/W	n/a	3/8"	600'	Gold/White	376/825	1880/3800	6.60	1 ea
302110600NV	n/a	3/8"	600'	Navy	376/825	1880/3800	6.60	1 ea
302110600WH	n/a	3/8"	600'	White	376/825	1880/3800	6.60	1 ea
302112600BK	n/a	1/2"	600'	Black	438/960	2190/4430	14.40	1 ea
302112600G/W	n/a	1/2"	600'	Gold/White	438/960	2190/4430	14.40	1 ea
302112600NV	n/a	1/2"	600'	Navy	438/960	2190/4430	14.40	1 ea
302112600WH	n/a	1/2"	600'	White	438/960	2190/4430	14.40	1 ea
302116600G/W	n/a	5/8"	600'	Gold/White	927/2045	4650/9400	15.60	1 ea
302119600G/W	n/a	3/4"	600'	Gold/White	1104/2430	5520/11175	16.80	1 ea

Double Braided Nylon Bulk Cordage

- 100% premium double braided nylon
- Packaged on an easy to dispense spool



BULK CORDAGE

Solid Braided Nylon



Bulk	Display	A (Dia.)	B (Length)	Color	WLL-kgs/lbs	B.S.-kgs/lbs	Wt.(lb.)	Std. Pack
303105999WH	n/a	3/16"	1,000'	White	50/110	252/510	12.0	2 ea
303106500WH	n/a	1/4"	500'	White	132/290	660/1330	10.0	2 ea
303108500WH	n/a	5/16"	500'	White	230/500	1150/2330	11.0	1 ea
303110500WH	n/a	3/8"	500'	White	382/840	1910/3865	12.5	1 ea
303112500WH	n/a	1/2"	500'	White	410/900	2050/4150	13.0	1 ea

Solid Braided Nylon Bulk Cordage

- 100% premium solid braided nylon
- Packaged on an easy to dispense spool



BULK CORDAGE

Twisted Polypropylene

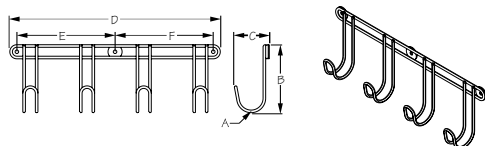


Bulk	Display	A (Dia.)	B (Length)	Color	WLL-kgs/lbs	B.S.-kgs/lbs	Wt.(lb.)	Std. Pack
301206600YW	n/a	1/4"	600'	Yellow	104/230	520/1050	5.00	4 ea
301210600YW	n/a	3/8"	600'	Yellow	268/590	1340/2710	6.50	1 ea
301212600YW	n/a	1/2"	600'	Yellow	368/810	1840/3725	7.00	1 ea


Bulk Cordage

- Twisted polypropylene floating rope
- Excellent resistance to most common chemicals
- Resistant to rot, mildew, and degradation
- Good abrasion and UV resistance
- Good strength properties with moderate stretch
- Additional colors and combinations available
- Packaged on an easy to dispense spool

⚠ **WARNING:** Cancer and Reproductive Harm - www.P65Warnings.ca.gov

**ROPE & ACCESSORY HANGER**

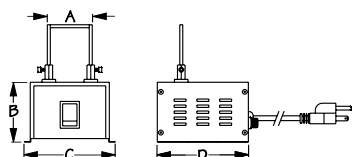
304 Stainless Steel



Bulk	Display	A	B	C	D	E	F	Wt.(lb.)	Std. Pack
n/a	300085-1	1-3/4"	5-1/4"	2-1/2"	16"	7-3/8"	7-3/8"	.88	1 ea



This wall mounted Rope & Accessory Hanger is a great storage management solution. Ideal for the organization of ropes, water hoses, extension cords, etc. Deep hooks keep line in place even when heeling over. Constructed of corrosion resistant 304 stainless steel. Installs with three 1/4" RH fasteners (not included).

**ROPE CUTTER**

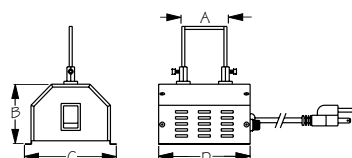
Powder Coated Steel



Bulk	Display	A	B	C	D	Volts	Wt.(lb.)	Std. Pack
n/a	300090-3	2-1/4"	3-1/8"	4-13/16"	4-5/8"	120	3.34	1 ea
n/a	300091-1	Replacement Blade					.05	1 ea

This bench top Rope Cutter easily cuts and heat seals nylon, polyester, polypropylene, and Dacron cordage and webbing. The replaceable blade heats up to 1100° Fahrenheit (600° Celsius) in 10 seconds. Includes brass bristle cleaning brush and T-handle Allen wrench for installing the replaceable blade. Features a 40" heavy duty grounded cord and a lighted on/off rocker switch. Base is pre-drilled for permanent mounting on a bench or table. 120VAC @ 50W. ETL certified #5002516.

⚠ **WARNING:** Cancer and Reproductive Harm - www.P65Warnings.ca.gov

**QUICK CUT BENCH TOP ROPE CUTTER**

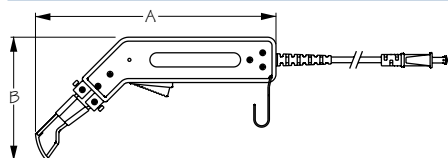
Powder Coated Steel



Bulk	Display	A	B	C	D	Volts	Wt.(lb.)	Std. Pack
n/a	300092-3	2-1/4"	3-1/8"	4-13/16"	4-13/16"	120	3.15	1 ea
n/a	300091-1	Replacement Blade					.05	1 ea

This Quick Cut Bench Top Rope Cutter easily cuts and heat seals nylon, polyester, polypropylene, and Dacron cordage and webbing. The replaceable blade heats up to 1000° Fahrenheit (500° Celsius) in 10 seconds. Includes brass bristle cleaning brush and T-handle Allen wrench for installing the replaceable blade. Features a 39" heavy duty grounded cord and a lighted on/off rocker switch. Base is pre-drilled for permanent mounting on a bench or table. 120VAC @ 30W. ETL certified #5002516.

⚠ **WARNING:** Cancer and Reproductive Harm - www.P65Warnings.ca.gov

**DELUXE HANDHELD ROPE CUTTER**

Steel/Plastic



Bulk	Display	A	B	Max Rope Size	Volts	Wt.(lb.)	Std. Pack
n/a	300095-3	10-1/2"	5-1/2"	1"	120	3.80	1 ea
n/a	300096-1	Replacement Blade					.05

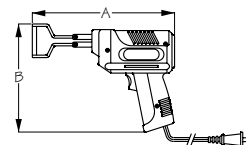
This Deluxe Handheld Rope Cutter easily cuts and heat seals nylon, polyester, polypropylene, and Dacron cordage and webbing. Replaceable blade heats to 1100° Fahrenheit (600° Celsius) in 10 seconds. Includes brass bristle cleaning brush, T-handle Allen wrench, and carrying case. 10' heavy duty grounded cord. 120V. ETL listed.

⚠ **WARNING:** Cancer and Reproductive Harm - www.P65Warnings.ca.gov



ECONOMY HANDHELD ROPE CUTTER & SOLDERING GUN

Steel/Plastic



Bulk	Display	A	B	Max Rope Size	Volts	Wt.(lb.)	Std. Pack
n/a	300097-3	9-1/4"	6-3/4"	1-3/4"	120	1.65	1 ea
n/a	300098-1	Replacement Blade				.05	1 ea

This Economy Handheld Rope Cutter & Soldering Gun can easily cut and heat seal nylon, polyester, polypropylene, and Dacron cordage and webbing. Replaceable blade heats to 700° Fahrenheit (400° Celsius). Includes replaceable blade and soldering tip. 4' cord. 100W, 120VAC. UL listed.

⚠ WARNING: Cancer and Reproductive Harm - www.P65Warnings.ca.gov



UTILITY CORDAGE

Solid Braid Polyester Cord



Bulk	Display	Description	A (Dia.)	B (Length)	Color	WLL-kgs/lbs	B.S.-kgs/lbs	Wt.(lb.)	Std. Pack
n/a	303303050WH-1	Hank	1/8"	50'	White	22/50	110/225	.50	12 ea
n/a	303304050-1	Hank	5/32"	50'	White	50/110	252/510	.60	12 ea
n/a	303305050-1	Hank	3/16"	50'	White	132/290	660/1330	.75	12 ea

Utility Cordage

- Solid braid polyester cord
- Mildew and rot resistant
- Excellent for many quick tie and flag halyard applications

⚠ WARNING: Cancer and Reproductive Harm - www.P65Warnings.ca.gov



WHIPPING TWINE

Waxed & Braided Polyester

Bulk	Display	Description	(Dia.)	(Length)	Color	Wt.(lb.)	Std. Pack
n/a	562569WH-1	Whipping Twine	1 mm	45'	White	.25	12 ea

Whipping Twine

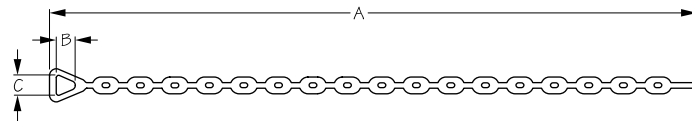
- Waxed & braided Polyester twine
- Adds a professional finish to splices and rope ends
- Kit includes #15 needle

⚠ WARNING: Cancer and Reproductive Harm - www.P65Warnings.ca.gov



ANCHOR CHAIN

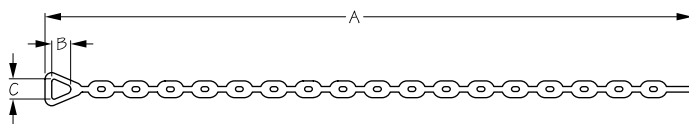
Forged Hot Dipped Galvanized Steel



Bulk	Display	A	B	C	Chain Link Size	Wt.(lb.)	Std. Pack
312833	n/a	3'	1-1/16"	1-1/16"	3/16"	1.48	1 ea
312844	n/a	4'	1"	1-1/8"	1/4"	3.25	1 ea
312846	n/a	6'	1"	1-1/8"	1/4"	4.82	1 ea
312855	n/a	5'	1-3/8"	1-1/4"	5/16"	6.28	1 ea

These Anchor Chains feature welded, over-sized end links for easy shackle attachment. Recommended for use between the anchor and anchor line with fluke style anchors to increase holding power. Constructed of forged hot dipped galvanized steel.

⚠ WARNING: Cancer and Reproductive Harm - www.P65Warnings.ca.gov

**ANCHOR CHAIN**

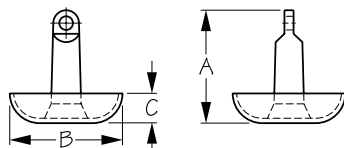
Forged Hot Dipped Galvanized Steel/PVC Coated



Bulk	Display	A	B	C	Chain Link Size	Wt.(lb.)	Std. Pack
312933	n/a	3'	1-1/16"	1-1/16"	3/16"	1.48	1 ea
312944	n/a	4'	1"	1-1/8"	1/4"	3.25	1 ea
312955	n/a	5'	1-3/8"	1-1/4"	5/16"	6.28	1 ea

These Anchor Chains feature welded, over-sized end links for easy shackle attachment. White PVC coating provides corrosion resistance and boat surface protection. Recommended for use between the anchor and anchor line with fluke style anchors to increase holding power. Constructed of forged hot dipped galvanized steel with white vinyl PVC coating.

⚠WARNING: Cancer and Reproductive Harm - www.P65Warnings.ca.gov

**MUSHROOM ANCHOR**

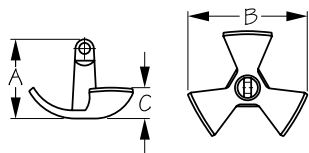
Cast Iron



Bulk	Display	Coating/ Paint	Size	A	B	C	Wt.(lb.)	Std. Pack
314168	n/a	Black Vinyl	8	7-1/2"	6-11/16"	1-3/4"	7.8	1 ea
314170	n/a	Black Vinyl	10	8"	7-7/8"	2"	10.9	1 ea
314175	n/a	Black Vinyl	15	8"	8-3/16"	2-1/8"	14.6	1 ea

These sturdy Mushroom Anchors are an economical solution for light weight boats. Ideal for canoes, kayaks, or rowboats. The wide-area mushroom cap offers effective holding power in mud and weedy bottoms. The drain holes in the base facilitate easy retrieval, allowing water and mud to dissipate quickly. One-piece cast iron construction with a black vinyl coated finish ensures long-lasting, dependable use.

⚠WARNING: Cancer and Reproductive Harm - www.P65Warnings.ca.gov

**RIVER ANCHOR**

Cast Iron



Bulk	Display	Coating/ Paint	Size	A	B	C	Wt.(lb.)	Std. Pack
314268	n/a	Black Vinyl	8	6-3/4"	9"	2-5/8"	9.1	1 ea
314272	n/a	Black Vinyl	12	7-7/8"	9-3/4"	3"	14.2	1 ea
314275	n/a	Black Vinyl	15	7-7/8"	10"	3"	15.0	1 ea
314278	n/a	Black Vinyl	18	8"	11-1/4"	2-5/8"	19.6	1 ea
314290	n/a	Black Vinyl	30	9-1/4"	12-3/8"	3-1/4"	30.0	1 ea

These River Anchors are designed specifically for river currents and heavy drift conditions. The grappling action of the anchors three individual blades offers effective holding power for rivers and mud bottom lakes, even on windy days. The flow-through holes between the blades facilitate easy retrieval. Ideal for pontoon and bass boats. One-piece cast iron construction with a black vinyl coated finish ensures long-lasting, dependable use.

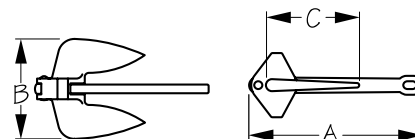
- Allow additional 1/16" - 3/32" for vinyl coating on all dimensions
- Weights vary due to metal and coating content; listed weights are approximate

⚠WARNING: Cancer and Reproductive Harm - www.P65Warnings.ca.gov



NAVY ANCHOR

Cast Iron



Bulk	Display	Coating/ Paint	Size	A	B	C	Wt.(lb.)	Std. Pack
314510	n/a	Aluminum Paint	10	13-1/2"	7-3/4"	7-1/4"	11.0	1 ea
314515	n/a	Aluminum Paint	15	13-1/2"	7-7/8"	7-1/4"	15.6	1 ea
314520	n/a	Aluminum Paint	20	13-1/2"	10-1/2"	8-1/4"	21.2	1 ea
314528	n/a	Aluminum Paint	28	13-1/2"	11"	9-1/4"	26.0	1 ea
314570	n/a	Black Vinyl	10	13-1/2"	7-3/4"	7-1/4"	11.5	1 ea
314575	n/a	Black Vinyl	15	13-1/2"	7-7/8"	7-1/4"	16.1	1 ea
314580	n/a	Black Vinyl	20	13-1/2"	10-1/2"	8-1/4"	19.6	1 ea
314588	n/a	Black Vinyl	28	13-1/2"	11"	9-1/4"	26.0	1 ea

These Navy Anchors are a classic, proven design whose performance is based on a combination of weight and the mechanical principle of flukes to dig in and hold firm. Navy Anchors work well in rocky bottoms, and also penetrate easily through weeds. The reverse action of the shank allows for quick and easy retrieval of a fouled anchor. The stock folds flat, parallel to the shank, for compact storage. Chain is recommended for optimum performance. Constructed of cast iron with a painted aluminum or black vinyl coated finish.

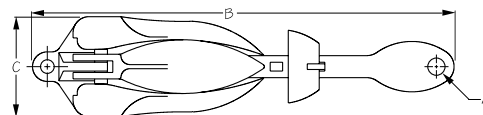
- Allow additional 1/16" - 3/32" for vinyl coating on all dimensions
- Weights vary due to metal and coating content; listed weights are approximate

⚠WARNING: Cancer and Reproductive Harm - www.P65Warnings.ca.gov



FOLDING ANCHOR

Hot Dipped Galvanized Iron/Forged Flukes



Bulk	Display	A	B	C	Boat Length	Line/Length	Chain/Length	Wt.(lb.)	Std. Pack
318001	n/a	1/4"	7"	2-1/4"	5' - 10'	1/4"/35'	3/16"/7'-10'	1.5	1 ea
318003	n/a	1/2"	12"	2-7/8"	5' - 12'	1/4"/35'	3/16"/7'-10'	3.5	1 ea
318005	n/a	1/2"	14"	4"	5' - 14'	5/16"/50'	3/16"/7'-10'	5.5	1 ea
318007	n/a	1/2"	16"	4-1/4"	5' - 16'	5/16"/50'	3/16"/7'-10'	7.0	1 ea
318009	n/a	1/2"	18"	4-1/4"	5' - 18'	5/16"/120'	3/16"/10'-13'	9.0	1 ea
318013	n/a	1/2"	21-1/2"	4-3/4"	14' - 22'	3/8"/150'	3/16"/10'-20'	13.0	1 ea
318018	n/a	1/2"	22-1/2"	5"	18' - 26'	3/8"/150'	1/4"/10'-20'	18.0	1 ea
318022	n/a	1/2"	24-1/4"	5"	22' - 30'	3/8"/150'	1/4"/10'-20'	22.0	1 ea
318027	n/a	1/2"	25-1/2"	5"	24' - 30'	1/2"/150'	1/4"/10'-20'	27.0	1 ea
318033	n/a	5/8"	26"	5"	26' - 32'	1/2"/175'	3/8"/10'-20'	33.0	1 ea

These grapnel Folding Anchors provide effective holding power in mud, sand, gravel, or rocky conditions. Designed with four arms that fold flat against the shank for compact storage they can be locked in the opened or closed position. Ideal for inflatable boats, as there are no open flukes to puncture sensitive fabric. Great as a primary anchor on dinghies, PWC's, canoes, kayaks, and small sailboats. They are also an inexpensive backup anchor on larger boats. Constructed of hot dipped galvanized iron with forged flukes.

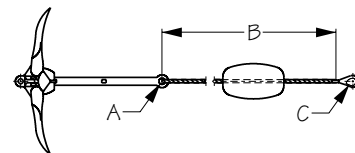
- Weights vary due to metal content; listed weights are approximate

⚠WARNING: Cancer and Reproductive Harm - www.P65Warnings.ca.gov



FOLDING ANCHOR KIT

Painted Hot Dipped Galvanized Iron/Forged Flukes

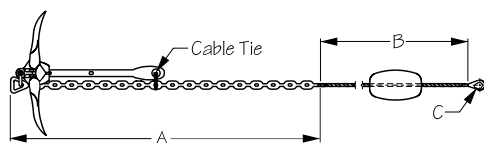


Bulk	Display	A	B	C	Boat Length	Line/Length	Wt.(lb.)	Std. Pack
318003K	n/a	1/2"	25'	1"	5' - 12'	1/4"/25'	3.5	1 ea

The Folding Anchor Kit features a 3.5 lbs. folding grapnel anchor with 25' of 1/4" line, an adjustable float, stainless fast eye boat snap, and storage bag. Great as a primary anchor on dinghies, PWC's, canoes, kayaks, and small sailboats. Inexpensive and easy to store, this kit is also useful as a backup anchor on larger boats. Effective holding power in mud, sand, gravel, or rocky conditions.

- Weights vary due to metal and coating content; listed weights are approximate

⚠WARNING: Cancer and Reproductive Harm - www.P65Warnings.ca.gov

**FOLDING ANTI-SNAG ANCHOR KIT**

Hot Dipped Galvanized Iron/Forged Flukes

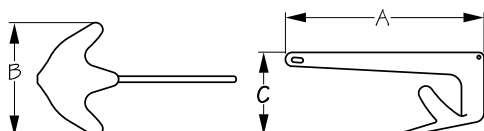


Bulk	Display	A	B	C	Chain Length	Line/Length	Boat Length	Wt.(lb.)	Std. Pack
318003KP	n/a	3'	35'	1"	3'	3/8"/35'	5' - 14'	5.06	1 ea

Folding Anti-Snag Anchor Kit makes an ideal primary anchor on dinghies, small sailboats, and inflatables. Cable tie break away from anchor chain for easy retrieval. Includes a 3 lbs. folding grapnel anchors, 3' of 3/16" vinyl coated anchor chain, 35' of 3/8" line, ten cable ties, an adjustable float, stainless fast eye boat snap, and mesh storage bag. Compact and easy to store. Effective holding power in mud, sand, gravel, or rocky conditions.

- Weights vary due to metal content. Listed weights are approximate

▲**WARNING:** Cancer and Reproductive Harm - www.P65Warnings.ca.gov

**SEA-HOOK® CLAW ANCHOR**

Hot Dipped Galvanized Investment Cast Steel

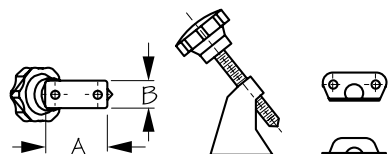


Bulk	Display	A	B	C	Boat Length	Wt.(lb.)	Std. Pack
318502	n/a	14-1/4"	9-11/16"	7-3/16"	13' - 18'	4.4	1 ea
318503	n/a	16"	10-1/4"	8-11/16"	13' - 18'	7.7	1 ea
318505	n/a	18-7/16"	12-3/8"	9-7/16"	19' - 23'	11.0	1 ea
318507	n/a	20-15/16"	14-3/16"	10-3/4"	24' - 30'	16.5	1 ea
318510	n/a	22-15/16"	15-1/8"	11-1/2"	31' - 35'	22.0	1 ea
318515	n/a	25-3/4"	17"	13-7/16"	36' - 40'	33.0	1 ea
318520	n/a	27-5/8"	18"	14-5/8"	41' - 47'	44.0	1 ea
318530	n/a	31-1/8"	20-1/2"	16-5/16"	48' - 63'	66.1	1 ea
318550	n/a	37-5/16"	23-9/16"	20-1/16"	64' - 92'	110.1	1 ea
318580	n/a	43-3/4"	28-9/16"	22-3/16"	93' - 120'	165.2	1 ea

The Sea-Hook® Claw Anchor is roll stabilized to perform well on short scopes and set effectively. Designed to right itself no matter how it lands on the bottom, it remains stable under a wide range of tide and wind conditions. Exceptional holding power in most sea beds. Stows easily on a bow roller. Quick set and reset. Constructed of hot dipped galvanized cast steel in a single piece design for maximum strength and holding power. 318501-318530 are investment cast. 318550-318580 are sand cast. Heat treated type C1035 steel. A competitively priced alternative to the Bruce® anchor.

- Weights vary due to metal and coating content; listed weights are approximate

▲**WARNING:** Cancer and Reproductive Harm - www.P65Warnings.ca.gov

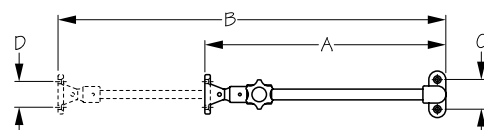
**HATCH LATCH**

Stamped 304 Stainless Steel



Bulk	Display	A	B	Fastener	Wt.(lb.)	Std. Pack
321000	321000-1	1-7/16"	5/8"	#10 RH	.19	10 ea

This Hatch Latch features a simple screw-in action to securely hold the hatch in a closed position. Constructed of corrosion resistant stamped 304 stainless steel. Installs with four #10 RH fasteners (not included).

**HATCH ADJUSTER**

Formed 304 Stainless Steel/Nylon

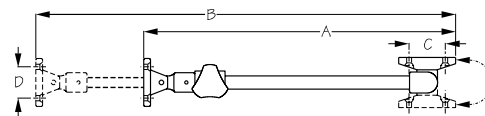


Bulk	Display	A	B	C	D	Wt.(lb.)	Std. Pack
321291	321291-1	11-1/8"	17-7/8"	1-3/8"	1-3/16"	.33	5 ea
321292	321292-1	14-3/16"	24-3/16"	1-3/8"	1-3/16"	.40	5 ea

These Hatch Adjusters feature a simple thumb screw knob to lock into position. Great for dock box lids, hatches, windshields, etc. Constructed of corrosion resistant formed 304 stainless steel with UV resistant injection molded nylon mounting pads and knob. Installs with four fasteners (not included).

**HATCH ADJUSTER WITH SWIVEL**

Formed 304 Stainless Steel/Nylon

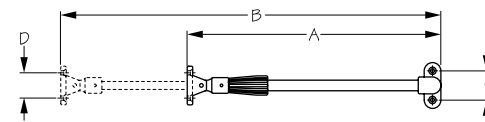


Bulk	Display	A	B	C	D	Wt.(lb.)	Std. Pack
321293C1	n/a	11-13/16"	18-9/16"	1-3/8"	1-3/16"	.36	5 ea

These Hatch Adjusters feature a simple twist knob to lock into position. Mounting pads feature a swivel for more mounting options. Great for dock box lids, hatches, windshields, etc. Constructed of corrosion resistant formed 304 stainless steel with UV resistant injection molded nylon mounting pad. Installs with four fasteners (not included).

**HATCH ADJUSTER**

Formed 304 Stainless Steel/Nylon

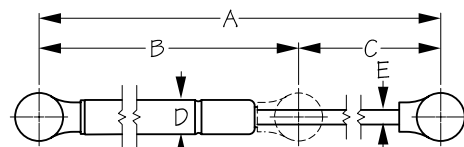


Bulk	Display	A	B	C	D	Wt.(lb.)	Std. Pack
321295	321295-1	11-15/16"	17-7/8"	1-3/8"	1-3/16"	.31	5 ea
321296	321296-1	14-15/16"	24"	1-3/8"	1-3/16"	.40	5 ea

These Hatch Adjusters feature a simple twist knob to lock into position. Great for dock box lids, hatches, windshields, etc. Constructed of corrosion resistant formed 304 stainless steel with UV resistant injection molded nylon mounting pads and knob. Installs with four fasteners (not included).

**GAS FILLED LIFT SPRING**

Chrome and Powder Coated Steel, Bronze, Polymers and Nitrogen Gas



Bulk	Display	Lift Wt. (lbs.)	A	B	C	D	E	Uses*	Wt.(lb.)	Std. Pack
321402	321402-1	20	7-1/2"	5-1/2"	2"	15 mm	6 mm	1	.25	1 ea
321404	321404-1	40	7-1/2"	5-1/2"	2"	15 mm	6 mm	1	.25	1 ea
321422	321422-1	20	10"	7"	3"	15 mm	6 mm	1, 2, 3	.31	1 ea
321424	321424-1	40	10"	7"	3"	15 mm	6 mm	1, 2, 3	.31	1 ea
321426	321426-1	60	10"	7"	3"	15 mm	6 mm	1, 3	.31	1 ea
321462	321462-1	20	15"	9-1/2"	5-1/2"	15 mm	6 mm	1, 2	.41	1 ea
321463	321463-1	30	15"	9-1/2"	5-1/2"	15 mm	6 mm	1, 2	.41	1 ea
321464	321464-1	40	15"	9-1/2"	5-1/2"	15 mm	6 mm	1, 2	.41	1 ea
321466	321466-1	60	15"	9-1/2"	5-1/2"	15 mm	6 mm	1, 2	.41	1 ea
321473	321473-1	30	17"	11"	6-3/4"	15 mm	6 mm	1, 4	.44	1 ea
321474	321474-1	40	17"	11"	6-3/4"	15 mm	6 mm	1, 2, 4	.44	1 ea
321476	321476-1	60	17"	11"	6-3/4"	15 mm	6 mm	1, 2	.44	1 ea
321482	321482-1	20	20"	12"	8-1/8"	15 mm	6 mm	1, 2	.50	1 ea
321483	321483-1	30	20"	12"	8-1/8"	15 mm	6 mm	1, 2	.50	1 ea
321484	321484-1	40	20"	12"	8-1/8"	15 mm	6 mm	1, 2	.50	1 ea
321486	321486-1	60	20"	12"	8-1/8"	15 mm	6 mm	1, 2	.50	1 ea
321488	321488-1	80	20"	12"	8-1/8"	18 mm	8 mm	1, 2	.50	1 ea
321489	321489-1	90	20"	12"	8-1/8"	18 mm	8 mm	1, 2	.50	1 ea
321492	321492-1	120	20"	12"	8"	18 mm	8 mm	1, 2	.78	1 ea
321599	321599-1	Gas Lift Rod End Fitting							.01	10 ea

*Uses/Application KEY: 1=Marine, 2=RV, 3=Tool Box/Utility, 4=Truck Cap

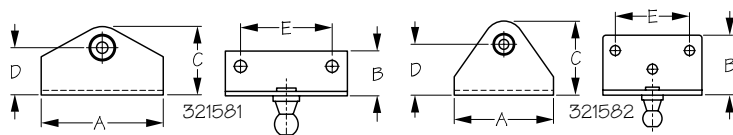
These Gas Filled Lift Springs and hardware are manufactured to marine OE standards and have been installed in marine and RV applications for many years. You can count on our high quality and a 2-year warranty on all Sea-Dog® Gas Filled Lift Springs.

Sea-Dog® Gas Filled Lift Springs are the ideal choice for all marine, RV, truck cap, tool box, and utility applications because of their unique, multi-lobe seal which offers superior service life and performance. Hard chromium plated shafts, bronze bushings, and polymer end fittings mean you are buying THE BEST.

Other applications for Sea-Dog® Gas Filled Lift Springs:

Engine or access hatches, doors, tool boxes, golf carts, canopies, seating, RV doors, furniture, truck caps, and utility boxes. Accepts 10 mm ball.

⚠ **WARNING:** Cancer and Reproductive Harm - www.P65Warnings.ca.gov

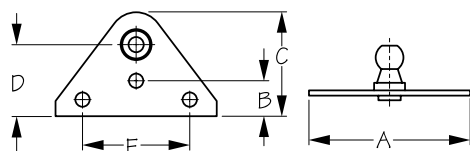
**90° GAS LIFT MOUNT**

304 Stainless Steel



Bulk	Display	A	B	C	D	E	Finish	Fastener	Wt.(lb.)	Std. Pack
321581	321581-1	2"	5/8"	1-1/8"	3/4"	1-1/2"	Stainless	#10 RH	.07	10 ea
321582	321582-1	2"	1-1/4"	1-1/2"	1"	1-1/2"	Stainless	#10 RH	.13	10 ea

90° Gas Lift Mounts are used for mounting gas filled lift springs. 10 mm ball. Constructed of corrosion resistant stamped 304 stainless steel. Installs with #10 RH fasteners (not included).

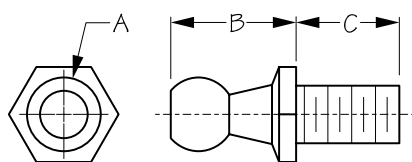
**FLUSH GAS LIFT MOUNT**

304 Stainless Steel



Bulk	Display	A	B	C	D	E	Finish	Fastener	Wt.(lb.)	Std. Pack
321583	321583-1	2-1/4"	1/2"	1-1/2"	1"	1-1/2"	Stainless	#10 RH	.06	10 ea

Flush Gas Lift Mounts are used for mounting gas filled lift springs. 10 mm ball. Constructed of corrosion resistant stamped 304 stainless steel. Installs with three #10 RH fasteners (not included).

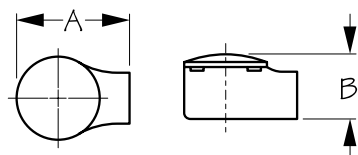
**GAS LIFT BALL STUD - 10 MM**

Formed 304 Stainless Steel



Bulk	Display	A (Ball)	B	C	Threads	Hex Nut	Wt.(lb.)	Std. Pack
321586	321586-1	10 mm	5/8"	9/16"	5/16"-18	1/2"	.02	10 ea

Gas Lift Ball Studs feature a 10 mm ball which fits all Sea-Dog® Gas Lift Springs. Constructed of formed 304 stainless steel.

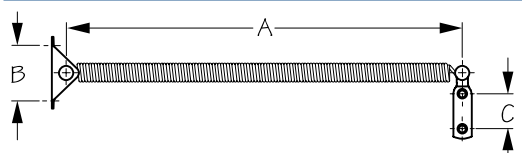
**GAS LIFT ROD END FITTING**

Injection Molded Nylon



Bulk	Display	Thread	A	B	Wt.(lb.)	Std. Pack
321599	321599-1	6 mm-1	1-1/8"	5/8"	.01	10 ea

Gas Lift Rod End Fitting accepts 10 mm ball. Constructed of injection molded nylon. Replacement for Sea-Dog® Gas Lift Springs.

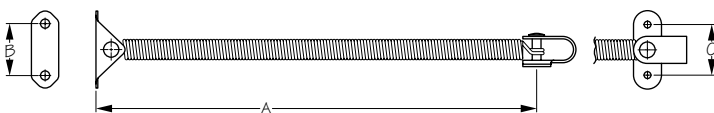
**HATCH SPRING - SMALL**

Formed 304 Stainless Steel



Bulk	Display	A	B	C	Fastener	Internal Cable	Wt.(lb.)	Std. Pack
321650	321650-1	8-5/8"	1-1/16"	3/4"	#6 RH & 1/8" Pop Rivet	Yes	.20	10 ea

This Hatch Spring has an internal wire that prevents the spring from being overextended during normal use. Constructed of corrosion resistant formed 304 stainless steel. Installs with four #6 RH fasteners or 1/8" pop rivets (not included). Not recommended for applications where hatch will scoop wind while boat is underway and overextend spring.

**HATCH SPRING**

Formed 304 Stainless Steel



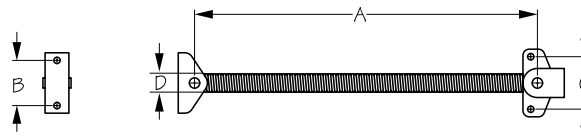
Bulk	Display	A	B	C	Fastener	Internal Cable	Wt.(lb.)	Std. Pack
321660	321660-1	9"	1-1/16"	1-1/16"	#10 RH and/or 3/16" Pop Rivet	Yes	.19	10 ea

This Hatch Spring has an internal wire that prevents the spring from being overextended during normal use. Constructed of corrosion resistant formed 304 stainless steel. Installs with four #10 RH fasteners or 3/16" pop rivets (not included). Not recommended for applications where hatch will scoop wind while boat is underway and overextend spring.



HATCH SPRING

Formed 304 Stainless Steel



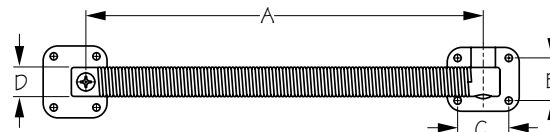
Bulk	Display	A	B	C	D	Internal Cable	Fastener	Wt.(lb.)	Std. Pack
321670	321670-1	10-1/8"	1-3/8"	1-5/8"	9/16"	Yes	#10 RH	.37	10 ea

This Hatch Spring has an internal wire that prevents the spring from being overextended during normal use. Ideal for use on lighter hatches, dock boxes, and lazarettes. Constructed of corrosion resistant formed 304 stainless steel. Installs with four #10 RH fasteners (not included). Not recommended for applications where hatch will scoop wind while boat is underway and overextend spring.



HATCH SPRING

Formed 304 Stainless Steel/Nylon



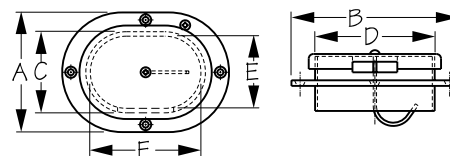
Bulk	Display	A	B	C	D	Internal Cable	Fastener	Wt.(lb.)	Std. Pack
321680	321680-1	11-5/8"	1-1/4"	1-1/2"	7/8"	Yes	#10 RH	.78	5 ea

This strong Hatch Spring has an internal cable that prevents the spring from being overextended during normal use. Ideal for larger hatches and dock boxes. Constructed of corrosion resistant formed 304 stainless steel with heavy duty molded nylon mounting pads on both ends. Installs with eight #10 RH fasteners (not included).



CHAIN DECK PIPE

Investment Cast 316 Stainless Steel



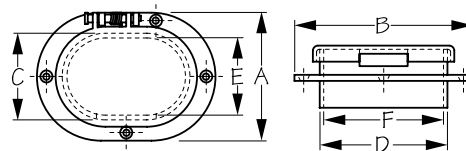
Bulk	Display	A	B	C	D	E	F	Fastener	Wt.(lb.)	Std. Pack
321800	n/a	4-1/16"	5-5/8"	2-3/4"	4-1/8"	2-1/2"	3-3/4"	#10 FH	2.51	1 ea
n/a	321810-1	Replacement Cap & Chain							.88	1 ea

This Chain Deck Pipe facilitates the storage of anchor lines out of the way below deck, reducing the risk of trip hazards on deck. The oval opening can accommodate a large thimble and line plus the shackle and chain. Chain can remain in slot when the cover is closed. The cover is held in place with the chain when suspended from the integral hook. Constructed of corrosion resistant investment cast 316 stainless steel. Installs with four #10 FH fasteners (not included).



HINGED DECK PIPE

Investment Cast 316 Stainless Steel



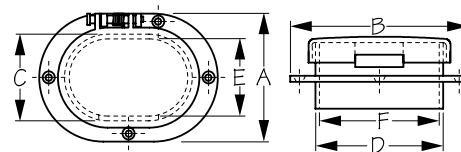
Bulk	Display	A	B	C	D	E	F	Fastener	Wt.(lb.)	Std. Pack
321805	n/a	4-1/16"	5-5/8"	2-3/4"	4-1/8"	2-7/16"	3-3/4"	#10 FH	2.08	1 ea

These Hinged Deck Pipes facilitate the storage of anchor lines out of the way below deck, reducing the risk of trip hazards on deck. The oval pipe opening can accommodate a large thimble and line plus the shackle and chain. This deck pipe features a hinged cap for easy access. Chain can remain in slot when the cover is closed. Constructed of corrosion resistant investment cast 316 stainless steel. Installs with four #10 FH fasteners (not included).



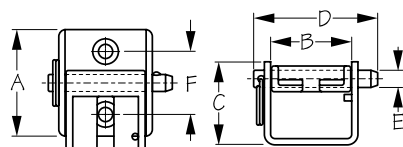
HINGED DECK PIPE - EURO STYLE

Investment Cast 316 Stainless Steel



Bulk	Display	A	B	C	D	E	F	Fastener	Wt.(lb.)	Std. Pack
321806	n/a	4-1/16"	5-3/8"	2-3/4"	4-1/8"	2-7/16"	3-3/4"	#10 FH	2.08	1 ea

A new look to a trusted favorite! These Euro Style Hinged Deck Pipes facilitate the storage of anchor lines out of the way below deck, reducing the risk of trip hazards on deck. The oval pipe opening can accommodate a large thimble and line plus the shackle and chain. This deck pipe features a hinged cap for easy access. Chain can remain in slot when the cover is closed. Constructed of corrosion resistant investment cast 316 stainless steel. Installs with four #10 FH fasteners (not included).

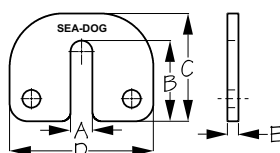
**CHAIN STOPPER**

Formed 304 Stainless Steel



Bulk	Display	A	B	C	D	E	F	Fastener	Wt.(lb.)	Std. Pack
321820	321820-1	2-3/8"	1-13/16"	1-13/16"	2-3/4"	3/8"	1-3/8"	5/16" FH	1.14	1 ea
321825	321825-1	3-1/8"	2-3/8"	2-7/16"	3-5/8"	1/2"	1-7/8"	3/8" FH	1.43	1 ea

These Chain Stoppers help prevent damage to the windlass and reduce the risk of accidental free fall of the anchor while under way. Chain Stoppers mount alone or inside most bow rollers and work with your anchor roller to take tension off your windlass. Chain and rope should be secured at anchor when your windlass is not in use to avoid high loads the windlass was not designed for. 321820 fits chain sizes 3/16" - 1/4". 321825 fits chain sizes 5/16" - 3/8". Constructed of corrosion resistant formed 304 stainless steel.

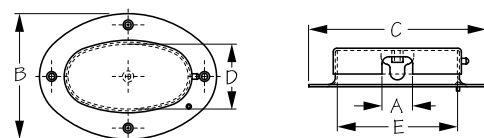
**CHAIN GRIPPER PLATE**

Investment Cast 316 Stainless Steel



Bulk	Display	A	B	C	D	E	Wt.(lb.)	Std. Pack
321850	321850-1	5/8"	2-1/4"	3"	4"	5/16"	.81	5 ea

This Chain Gripper Plate stabilizes anchor chains and reduces stress on windlass when anchored in heavy seas. The two holes are used for a bridle application with two Bow Shackles (147212) to connect lines to port and starboard cleats for stabilization. Fits anchor chain sizes: 5/16", 3/8", 7/16", and 1/2". Constructed of corrosion resistant investment cast 316 stainless steel. Installs with two RH fasteners (not included).

**CHAIN DECK PIPE**

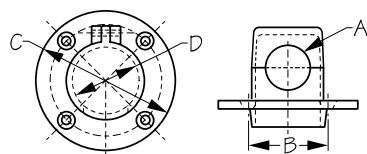
Forged Brass Chrome Plated



Bulk	Display	A	B	C	D	E	Fastener	Wt.(lb.)	Std. Pack
322070	n/a	1"	4-1/2"	6-1/4"	2-5/16"	4"	#8 FH	1.23	1 ea
n/a	322075-1	Replacement Cap & Chain						.54	1 ea

This Chain Deck Pipe facilitates the storage of anchor lines out of the way below deck, reducing the risk of trip hazards on deck. The oval pipe opening can accommodate a large thimble and line up to 1" in diameter plus the shackle and chain. Chain can remain in slot when the cover is closed. Constructed of chrome plated forged brass. Installs with four #8 FH fasteners (not included).

⚠WARNING: Cancer and Reproductive Harm - www.P65Warnings.ca.gov

**HINGED CHAIN DECK PIPE**

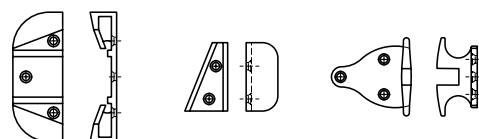
Die Cast Brass Chrome Plated



Bulk	Display	A	B	C	D	Fastener	Wt.(lb.)	Std. Pack
322080	322080-1	1"	1-3/4"	3-1/8"	1-1/2"	#8 FH	.64	5 ea

This Hinged Chain Deck Pipe facilitates the storage of anchor lines out of the way below deck, reducing the risk of trip hazards on deck. The circular pipe features a hinged cap for easy access. Chain can remain in slot when the cover is closed. Constructed of die cast chrome plated brass. Installs with four #8 FH fasteners (not included).

⚠WARNING: Cancer and Reproductive Harm - www.P65Warnings.ca.gov

**ANCHOR CHOCK**

Investment Cast 316 Stainless Steel



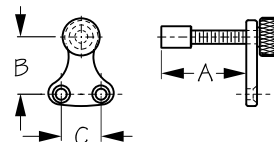
Bulk	Display	Anchor Size	Fastener	Wt.(lb.)	Std. Pack
322150	322150-1	5 - 20 lb.	#10 FH	1.44	5 sets

Anchor Chocks protect the surface of your deck in rough seas or while the boat is underway. Secures the anchor when not in use while still maintaining easy access. For use with conventional fluke anchors from 5-20 lbs., 9/16" maximum shank thickness. Constructed of corrosion resistant investment cast 316 stainless steel. Deck mounts with ten #10 FH fasteners (not included).



ANTI-RATTLE WINDOW STOP

Sand Cast Brass Chrome Plated



Bulk	Display	A	B	C	Fastener	Wt.(lb.)	Std. Pack
322210	322210-1	1-5/16"	7/8"	5/8"	#6 FH	.07	10 ea

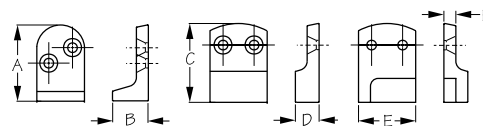
This Anti-Rattle Window Stop reduces vibration and noise while underway. Threaded pin tightens on shank. Constructed of chrome plated sand cast brass. Installs with two #6 FH fasteners (not included).

⚠WARNING: Cancer and Reproductive Harm - www.P65Warnings.ca.gov



LADDER LOCKS

Cast Brass or Chrome Plated Brass



Bulk	Display	A	B	C	D	E	F	Finish	Wt.(lb.)	Std. Pack
322270	322270-1	1-5/8"	3/4"	1-5/8"	1/2"	1-1/4"	1/4"	Chrome	.64	10 pr
322271	322271-1	1-5/8"	3/4"	1-5/8"	1/2"	1-1/4"	1/4"	Brass	.64	10 pr

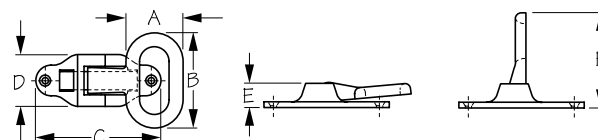
These highly polished Ladder Locks are commonly used with wooden step ladders. Ladder slips into tapered locks and becomes secure as it is lowered in to place. Constructed of cast brass with a plain or chrome plated finish. Installs with eight #10 FH fasteners (not included).

⚠WARNING: Cancer and Reproductive Harm - www.P65Warnings.ca.gov



FOLDING STEP

Sand Cast Brass Chrome Plated



Bulk	Display	A	B	C	D	E	F	Fastener	Wt.(lb.)	Std. Pack
322620	322620-1	2"	3-1/4"	4-5/16"	1-13/16"	13/16"	3-7/16"	#12 FH	1.10	5 ea

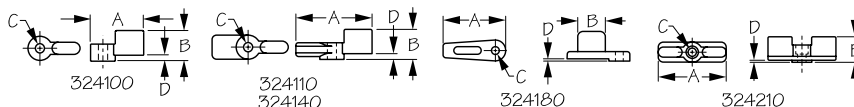
This Folding Step has a patterned, texture finish for better traction. The spring loaded folding mechanism will keep the step in the open or closed position without rattling. Constructed of chrome plated sand cast brass. Installs with two FH fasteners (not included). Also see Sea-Dog® Stainless Folding Step (328020).

⚠WARNING: Cancer and Reproductive Harm - www.P65Warnings.ca.gov



WINDSHIELD LATCH

Injection Molded Nylon



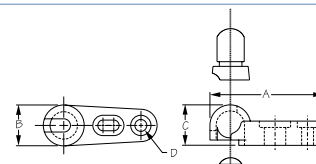
Bulk	Display	Description	A	B	C	D	Wt.(lb.)	Std. Pack
324100	n/a	Single Wing Latch	1-3/16"	5/8"	3/16"	1/16"	.01	10 ea
324110	324110-1	Single Wing Latch	1-9/16"	5/8"	3/16"	1/8"	.01 / .02	10 ea / 10 pr
324140	324140-1	Single Wing Latch	1-9/16"	13/16"	3/16"	5/16"	.01 / .02	10 ea / 10 pr
324180	324180-1	Thumb Latch	1-1/2"	11/16"	3/16"	1/16"	.01 / .02	10 ea / 10 pr
324210	324210-1	Double Latch	1-11/16"	5/8"	3/16"	1/16"	.01 / .02	10 ea / 10 pr

These Windshield Latches are used to secure windshield doors with a simple twist design. Prevents rattling due to engine vibration at high speeds. Constructed of UV resistant black injection molded nylon.



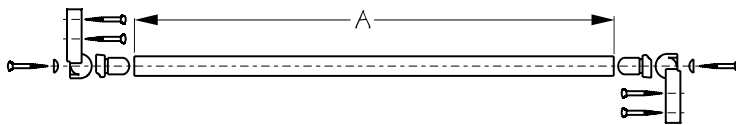
WINDSHIELD BRACE FOOT

Injection Molded Nylon



Bulk	Display	A	B	C	D	Wt.(lb.)	Std. Pack
324300	324300-1	2-1/16"	3/4"	3/4"	3/16"	.02	10 set / 10 sets

This Windshield Brace Foot fits 1/2" ID tubing to support a windshield. Constructed of UV resistant black injection molded nylon.

**WINDSHIELD BRACE KIT**

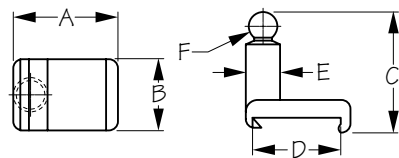
Formed Aluminum/Injection Molded Nylon



Bulk	Display	A	Fastener	Wt.(lb.)	Std. Pack
n/a	324310-1	14-1/4"	#10 PH	.14	5 ea



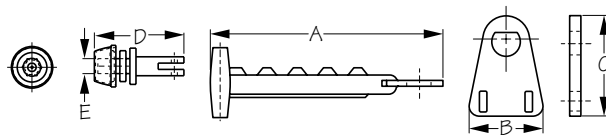
Windshield Brace Kit includes two windshield brace feet and a 14-1/4" length of formed aluminum tube to be cut to size per individual application. Injection molded nylon brace feet inserts must be crimped in place. Installs with #10 PH screws (not included). Direct replacement for Taylor Made® TMS-041.

**MALE WINDSHIELD RETAINER SPACER**

Injection Molded Nylon



Bulk	Display	Color	A	B	C	D	E	F	Wt.(lb.)	Std. Pack
324360	324360-1	Black	1-1/8"	3/4"	1-5/16"	15/16"	3/8"	5/16"	.01 / .02	10 ea / 10 pr

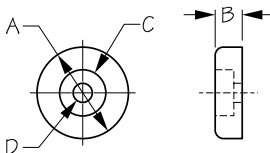
**SIDE VENT ADJUSTER KIT**

Injection Molded Nylon



Bulk	Display	A	B	C	D	E	Wt.(lb.)	Std. Pack
324380	324380-1	5"	1-9/16"	2-3/16"	1-15/16"	5/16"	.07	10 ea

This Side Vent Adjuster Kit is used for adjusting the opening of windshield wing windows. Improved push nut retainer cap with washer. Constructed of UV resistant injection molded nylon with a 304 stainless steel pin.

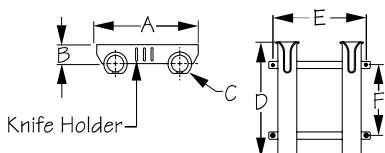
**WINDSHIELD/DOOR BUMPER PAD**

Injection Molded Kraton



Bulk	Display	Color	A	B	C	D	Fastener	Wt.(lb.)	Std. Pack
324390	324390-1	Black	3/4"	3/16"	3/8"	1/8"	#8 RH	.01 / .02	10 ea / 10 pr
324391	324391-1	Clear	3/4"	3/16"	3/8"	1/8"	#8 RH	.01 / .02	10 ea / 10 pr

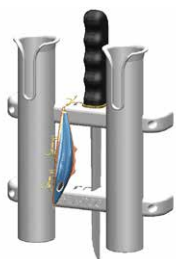
⚠WARNING: Cancer and Reproductive Harm - www.P65Warnings.ca.gov

**TWO POLE SIDE MOUNT ROD HOLDER**

Injection Molded Polypropylene



Bulk	Display	A	B	C	D	E	F	Color	Wt.(lb.)	Std. Pack
n/a	325028-1	9"	1-3/4"	1-3/4"	10-3/4"	8"	4-5/8"	White	.73	4 ea
n/a	325029-1	9"	1-3/4"	1-3/4"	10-3/4"	8"	4-5/8"	Black	.73	4 ea



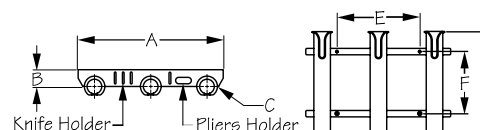
These Two Pole Side Mount Rod Holders feature a built-in knife and lure holder. Accommodates rods up to 1-3/4" in diameter. Constructed from one-piece of injection molded UV stabilized polypropylene. No assembly required. Installs with four #8 fasteners (included in display packed product). Available in black or white.

⚠WARNING: Cancer and Reproductive Harm - www.P65Warnings.ca.gov



THREE POLE SIDE MOUNT ROD HOLDER

Injection Molded Polypropylene



Bulk	Display	A	B	C	D	E	F	Color	Wt.(lb.)	Std. Pack
325038	325038-1	13-1/2"	1-7/8"	1-3/4"	10-3/4"	7"	4-1/2"	White	1.50	4 ea
325039	325039-1	13-1/2"	1-7/8"	1-3/4"	10-3/4"	7"	4-1/2"	Black	1.50	4 ea

These Three Pole Side Mount Rod Holders feature a built-in knife, pliers, and lure holder. Accommodates rods up to 1-3/4" in diameter. constructed from one-piece of injection molded UV stabilized polypropylene. No assembly required. Installs with four #8 fasteners (included in display packed product). Available in black or white.

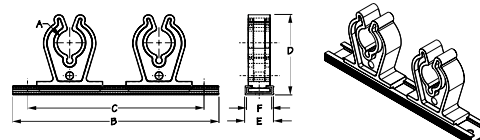


⚠WARNING: Cancer and Reproductive Harm - www.P65Warnings.ca.gov



TRACK ROD HOLDER

Aluminum/PVC Vinyl



Bulk	Display	A	B	C	D	E	F	Kit Includes	Wt.(lb.)	Std. Pack
n/a	325044-1	7/8"	7"	5-7/8"	2-7/8"	13/16"	15/16"	2 Tracks/4 Clips	.48	4 ea
325040	n/a	Aluminum Track Section Only (6 ft. total length)							3.00	10 ea
325041	n/a	Clip Only							.08	10 ea

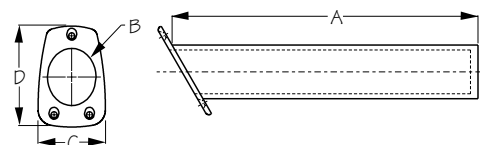
These Track Rod Holders are designed to hold fishing rods in the toughest conditions. Can be mounted vertically or horizontally in boats and homes. Includes two 7" pre-drilled aluminum tracks and four PVC clips. Installs with four fasteners (included).

⚠WARNING: Cancer and Reproductive Harm - www.P65Warnings.ca.gov



NARROW GUNNEL FLUSH MOUNT ROD HOLDER

Injection Molded ABS



Bulk	Display	A	B	C	D	Color	Fastener	Wt.(lb.)	Std. Pack
325060	325060-1	10"	1-5/8"	2-3/16"	3-5/16"	Black	#10 FH	.24	8 ea
325061	325061-1	10"	1-5/8"	2-3/16"	3-5/16"	White	#10 FH	.24	8 ea

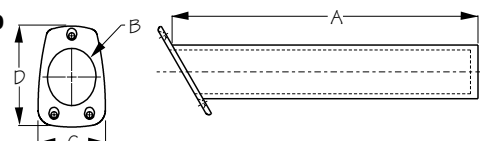
These Narrow Gunnel Flush Mount Rod Holders are designed for narrow gunnel applications. Accommodates rods up to 1-5/8" in diameter. Features a 30° angle. Constructed of UV resistant injection molded ABS. Installs with three #10 FH fasteners (not included). Available in black or white.

⚠WARNING: Cancer and Reproductive Harm - www.P65Warnings.ca.gov



NARROW GUNNEL ROD HOLDER WITH STAINLESS TOP

Stamped 316 Stainless/Injection Molded ABS

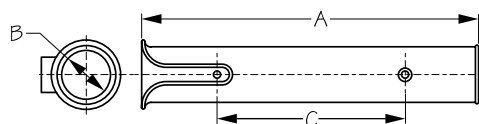


Bulk	Display	A	B	C	D	Finish	Fastener	Wt.(lb.)	Std. Pack
325065	325065-1	10"	1-5/8"	2-5/16"	3-7/16"	Stainless	#10 FH	.38	8 ea

This Narrow Gunnel Flush Mount Rod Holder with Stainless Top is designed for narrow gunnel applications. Accommodates rods up to 1-5/8" in diameter. Features a 30° angle. Constructed of UV resistant injection molded ABS with highly polished investment cast 316 stainless top. Installs with three #10 FH fasteners (not included).



⚠WARNING: Cancer and Reproductive Harm - www.P65Warnings.ca.gov

**SIDE MOUNT ROD HOLDER**

Injection Molded Polypropylene

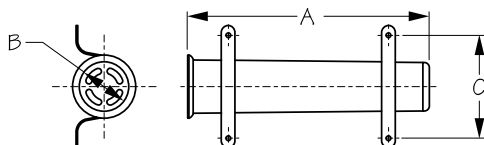


Bulk	Display	A	B	C	Color	Fastener	Wt.(lb.)	Std. Pack
325120	325120-1	11-11/16"	1-3/4"	6-1/4"	Black	#10 RH	.22	8 ea
325121	325121-1	11-11/16"	1-3/4"	6-1/4"	White	#10 RH	.22	8 ea
325122	325122-1	11-11/16"	1-3/4"	6-1/4"	Gray	#10 RH	.22	8 ea

These Side Mount Rod Holders feature an integral, molded-in standoff located on the back of the rod holder. This standoff allows direct mounting to any flat surface. Accommodates rods up to 1-3/4" in diameter. Constructed of injection molded polypropylene. Installs with two #10 RH fasteners (not included).

- Custom colors available on large volume orders

⚠WARNING: Cancer and Reproductive Harm - www.P65Warnings.ca.gov

**SIDE MOUNT ROD HOLDER**

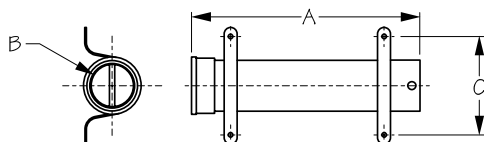
Injection Molded Polypropylene/304 Stainless Steel



Bulk	Display	A	B	C	Color	Fastener	Wt.(lb.)	Std. Pack
325140	325140-1	9"	1-3/4"	3-13/16"	Black	#8 RH	.31	8 ea
325141	325141-1	9"	1-3/4"	3-13/16"	White	#8 RH	.31	8 ea

These Side Mount Rod Holders can accommodate rods up to 1-3/4" in diameter. Constructed of injection molded polypropylene with corrosion resistant 304 stainless steel mounting brackets. Installs with four #8 RH fasteners (not included). Available in black or white.

⚠WARNING: Cancer and Reproductive Harm - www.P65Warnings.ca.gov

**SIDE MOUNT ROD HOLDER**

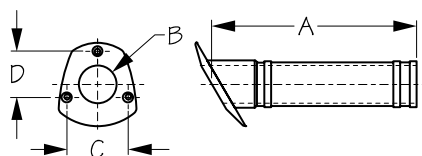
Formed 316 Stainless Steel



Bulk	Display	A	B	C	Fastener	Wt.(lb.)	Std. Pack
325150	325150-1	9"	1-5/8"	3-13/16"	#8 RH	1.04	8 ea
0P32505	n/a	Replacement End Cap				.01	10 ea

This Side Mount Rod Holder can accommodate rods up to 1-5/8" in diameter. Constructed of corrosion resistant formed 316 stainless steel with mounting brackets and plastic end cap. Installs with four #8 RH fasteners (not included).

⚠WARNING: Cancer and Reproductive Harm - www.P65Warnings.ca.gov

**FLUSH MOUNT ROD HOLDER**

Injection Molded ABS



Bulk	Display	A	B	C	D	Color	Cap	Fastener	Wt.(lb.)	Std. Pack
325160	325160-1	9-3/16"	1-5/8"	2-1/2"	2-5/8"	Black	No	#12 FH	.40	8 ea
325161	325161-1	9-3/16"	1-5/8"	2-1/2"	2-5/8"	White	No	#12 FH	.40	8 ea
325160CAP	n/a	Optional Cap & Gasket				Black	Yes	#12 FH	.12	5 ea



These Flush Mount Rod Holders can accommodate rods up to 1-5/8" in diameter. Features a 30° angle. Constructed of UV resistant injection molded ABS. Installs with three #12 FH fasteners (not included). Available in black or white. Optional cap and gasket sold separately (pictured below).

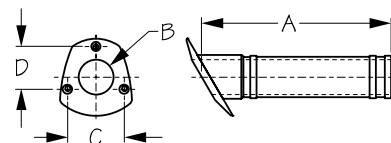
- Custom colors available on large volume orders

⚠WARNING: Cancer and Reproductive Harm - www.P65Warnings.ca.gov



FLUSH MOUNT ROD HOLDER STAINLESS TOP

Injection Molded ABS/Stainless Steel



Bulk	Display	A	B	C	D	Color	Fastener	Wt.(lb.)	Std. Pack
325168	325168-1	9-1/2"	1-5/8"	2-1/2"	2-5/8"	Stainless	1/4" FH	.72	8 ea
325168CAP	n/a	Optional Cap & Gasket				Black	1/4" FH	.12	5 ea

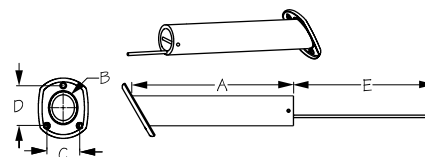
This Flush Mount Rod Holder with Stainless Top can accommodate rods up to 1-5/8" in diameter. Features a 30° angle. Constructed of UV resistant injection molded ABS with a stainless steel top cap for a classic look at an economical price. Installs with three 1/4" FH fasteners (not included).

⚠ WARNING: Cancer and Reproductive Harm - www.P65Warnings.ca.gov



LED RGB ROD HOLDER

Formed 304 Stainless Steel/Rubber



Bulk	Display	A	B	C	D	E	Lumens	Watts/Voltage	Wt.(lb.)	Std. Pack
325181	n/a	9-1/2"	1-5/8"	2-3/16"	3"	12"	200	2.6/12	2.25	8 ea
n/a	325181-3	9-1/2"	1-5/8"	2-3/16"	3"	12"	200	2.6/12	2.25	4 ea
n/a	403051-1	Bluetooth Smart Phone Controller - RGB							.22	4 ea
426624	426624-1	Optional Terminal Block (4-Position)							.06	10 ea

These LED RGB Rod Holders have translucent tube inserts with bright RGB LEDs and a 30° angle. Or retrofit your existing rod holder with the LED RGB Tube Insert (325189, sold separately). Just remove your existing liner, install the LED RGB Tube Insert and cut to your mounting face angle. A Bluetooth Smart Phone Controller (403051-1, sold separately) lets you operate this RGB LED Rod Holder from your smartphone (IOS 6 or Android 4.0 and above). Choose from numerous dynamic color-changing modes with adjustable speed and brightness levels or from static color modes. Add multiple LED RGB rod holders with optional terminal block (426624, sold separately). Constructed of formed 304 stainless steel. Patented.

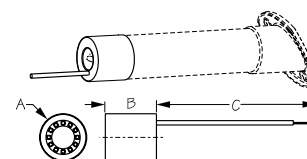


⚠ WARNING: Cancer and Reproductive Harm - www.P65Warnings.ca.gov




LED RGB ROD HOLDER CAP

PVC



Bulk	Display	A	B	C	Lumens	Watts/Volts	Light Color	LEDs	Wt.(lb.)	Std. Pack
325188	325188-1	2"	2-1/4"	12"	200	2.4/12	RGB	12	.05	8 ea / 4 ea
n/a	403051-1	Bluetooth Smart Phone Controller - RGB							.22	4 ea
426624	426624-1	Optional Terminal Block (4 Position)							.06	10 ea

LED RGB Rod Holder Cap attaches on the bottom of any 2" diameter rod holder. A Bluetooth Smart Phone Controller (403051-1) lets you operate this RGB LED Rod Holder Cap from your smartphone (IOS 6 or Android 4.0 and above). Choose from numerous dynamic color-changing modes with adjustable speed and brightness levels or from static color modes. Add multiple LED RGB Rod Holder Caps with optional terminal block (426624). Patented. *ROD HOLDER SOLD SEPARATELY.



⚠ WARNING: Cancer and Reproductive Harm - www.P65Warnings.ca.gov

**LED RGB ROD HOLDER TUBE INSERT**


Rubber



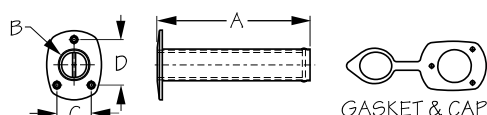
Bulk	Display	A	B	C	Wt.(lb.)	Std. Pack
325189	325189-1	10"	1-5/8"	12"	.25	8 ea / 4 ea
n/a	403051-1	Bluetooth Smart Phone Controller - RGB			.22	4 ea
426624	426624-1	Optional Terminal Block (4-Position)			.06	10 ea



Retrofit your existing rod holder with the LED RGB Tube Insert. Just remove your existing liner, install the LED RGB Tube Insert and cut to your mounting face angle. A Bluetooth Smart Phone Controller (403051-1, sold separately) lets you operate this RGB LED Rod Holder Tube Insert from your smartphone (IOS 6 or Android 4.0 and above). Choose from numerous dynamic color-changing modes with adjustable speed and brightness levels or from static color modes. Add multiple LED RGB rod holders with optional terminal block (426624, sold separately). Patented.



⚠ **WARNING:** Cancer and Reproductive Harm - www.P65Warnings.ca.gov

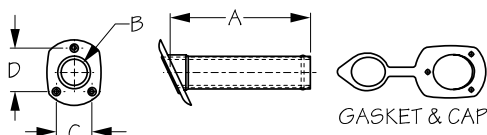
**ECONOMY 90° FLUSH MOUNT ROD HOLDER WITH CAP**

Formed 304 Stainless Steel

Bulk	Display	A	B	C	D	Fastener	Wt.(lb.)	Std. Pack
325173	325173-1	8-1/4"	1-9/16"	2-3/16"	3"	1/4" FH	1.25	8 ea
n/a	325238-1	Replacement Cap & Gasket				1/4" FH	.12	5 ea

A value priced, vertical mount rod holder! This Economy 90° Flush Mount Rod Holder with Cap can accommodate rods up to 1-1/2" in diameter. Features a 90° angle. Constructed of corrosion resistant formed 304 stainless steel with a plastic liner, mounting gasket, and integral cap. Installs with three #12 FH fasteners (not included).

⚠ **WARNING:** Cancer and Reproductive Harm - www.P65Warnings.ca.gov

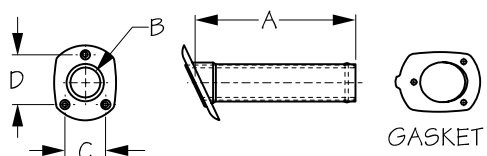
**FLUSH MOUNT ROD HOLDER WITH CAP**

Formed 316 Stainless Steel

Bulk	Display	A	B	C	D	Fastener	Wt.(lb.)	Std. Pack
325175	325175-1	8-3/4"	1-1/2"	2-3/16"	3"	1/4" FH	1.50	8 ea
n/a	325239-1	Replacement Cap & Gasket				1/4" FH	.20	5 ea

This Flush Mount Rod Holder with Cap can accommodate rods up to 1-1/2" in diameter. Features a 30° angle. Constructed of corrosion resistant formed 316 stainless steel with a UV resistant PVC cap and PE liner. Installs with three #12 FH fasteners (not included). This new design has the same liner and cap that is used on the Cast Stainless Steel Rod Holder (325235).

⚠ **WARNING:** Cancer and Reproductive Harm - www.P65Warnings.ca.gov

**FLUSH MOUNT ROD HOLDER**

Formed 316 Stainless Steel

Bulk	Display	A	B	C	D	Fastener	Wt.(lb.)	Std. Pack
325176	325176-1	8-3/4"	1-1/2"	2-1/8"	3"	1/4" FH	1.50	8 ea
n/a	325239-1	Optional Cap & Gasket					.20	5 ea

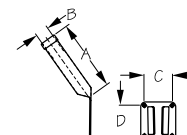
This Flush Mount Rod Holder can accommodate rods up to 1-1/2" in diameter. Features a 30° angle. Constructed of corrosion resistant formed 316 stainless steel. Installs with three #12 FH fasteners (not included).

⚠ **WARNING:** Cancer and Reproductive Harm - www.P65Warnings.ca.gov



**SIDE MOUNT ROD HOLDER**

Formed 316 Stainless Steel



Bulk	Display	A	B	C	D	Fastener	Wt.(lb.)	Std. Pack
325190	325190-1	9"	1-13/16"	2-15/16"	3-1/4"	1/4" FH	1.70	1 ea
n/a	325199-1	Mounting Plate Only					.31	1 ea
0P32505	n/a	Replacement End Cap					.01	10 ea

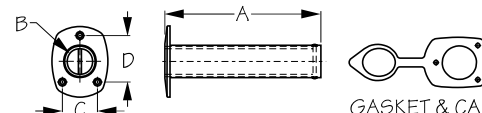
This Side Mount Rod Holder slides in and out of its mounting plate for a lower profile when not in use. Accommodates rods up to 1-13/16" in diameter. Features a 30° angle. Constructed of corrosion resistant formed 316 stainless steel. Installs with four 1/4" FH fasteners (not included).



⚠ **WARNING:** Cancer and Reproductive Harm - www.P65Warnings.ca.gov

**90° FLUSH MOUNT ROD HOLDER WITH CAP**

Investment Cast 316 Stainless Steel



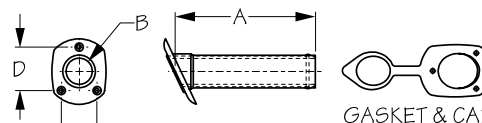
Bulk	Display	A	B	C	D	Fastener	Wt.(lb.)	Std. Pack
325233	325233-1	9-5/8"	1-5/8"	2-3/16"	3"	1/4" FH	1.58	8 ea
n/a	325238-1	Replacement Cap & Gasket					.12	5 ea

A high quality, vertical mount rod holder! This 90° Flush Mount Rod Holder with Cap can accommodate rods up to 1-5/8" in diameter. Features a 90° angle. Constructed of corrosion resistant investment cast 316 stainless steel with a plastic liner, integral cap, and mounting gasket. Installs with three 1/4" FH fasteners (not included).

⚠ **WARNING:** Cancer and Reproductive Harm - www.P65Warnings.ca.gov

**FLUSH MOUNT ROD HOLDER WITH CAP**

Investment Cast 316 Stainless Steel



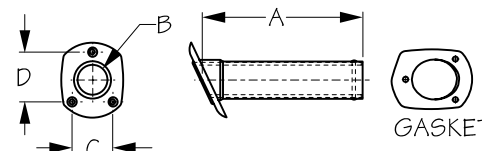
Bulk	Display	A	B	C	D	Fastener	Wt.(lb.)	Std. Pack
325235	325235-1	8-3/4"	1-1/2"	2-3/16"	3"	1/4" FH	2.00	8 ea
n/a	325239-1	Replacement Cap & Gasket					.20	5 ea

This Flush Mount Rod Holder with Cap is uniquely designed to incorporate a gasket, reducing leakage common on other cast rod holders. Accommodates rods up to 1-1/2" in diameter. Features a 30° angle. Constructed of corrosion resistant investment cast 316 stainless steel with a UV resistant PVC cap and full length PE liner. Installs with three 1/4" FH fasteners (not included). This new design has the same liner and cap that is used on the stamped stainless steel Rod Holder (325175).

⚠ **WARNING:** Cancer and Reproductive Harm - www.P65Warnings.ca.gov

**FLUSH MOUNT ROD HOLDER**

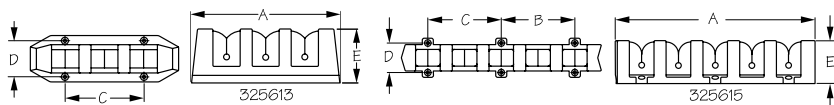
Investment Cast 316 Stainless Steel



Bulk	Display	A	B	C	D	Fastener	Wt.(lb.)	Std. Pack
325236	325236-1	8-3/4"	1-1/2"	2-3/16"	3"	1/4" FH	2.00	8 ea
n/a	325239-1	Optional Cap & Gasket					.20	5 ea

This Flush Mount Rod Holder can accommodate rods up to 1-1/2" in diameter. Features a 30° angle. Constructed of corrosion resistant investment cast 316 stainless steel. Installs with three 1/4" FH fasteners (not included).

⚠ **WARNING:** Cancer and Reproductive Harm - www.P65Warnings.ca.gov

**ROD STORAGE RACK**

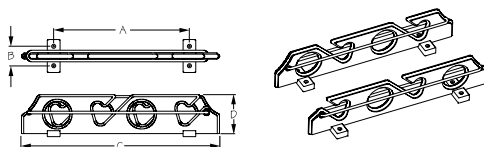
Injection Molded Polypropylene



Bulk	Display	A	B	C	D	E	Fastener	Wt.(lb.)	Std. Pack
n/a	325613-1	7-13/16"	n/a	4-3/16"	1-15/16"	2-7/8"	#8 FH	.22	5 pr
n/a	325615-1	11-3/8"	4-1/4"	4-1/4"	1-5/8"	2-7/16"	#8 FH	.47	5 pr

These Rod Storage Racks feature soft foam inserts for securing rods and reducing potential damage from rough seas. Constructed of UV resistant injection molded polypropylene. Installs with #8 FH fasteners (included). 325613 holds 3 rods. 325615 holds 5 rods.

⚠ WARNING: Cancer and Reproductive Harm - www.P65Warnings.ca.gov

**ROD STORAGE RACK**

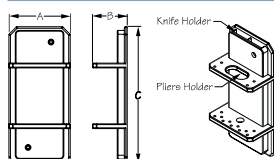
Polypropylene



Bulk	Display	A	B	C	D	# of Rod Holders	Fastener	Wt.(lb.)	Std. Pack
n/a	325624-1	10-7/16"	1-1/2"	15-1/8"	3"	4	#8 FH	.98	4 pr
n/a	325626-1	16"	1-1/2"	21-3/4"	3"	6	#8 FH	1.48	4 pr

Constructed of extremely durable, high-strength UV resistant polypropylene. For horizontal and overhead installation. Rods are secured with bungee cord attachment. Installs with twelve #8 FH fasteners (included).

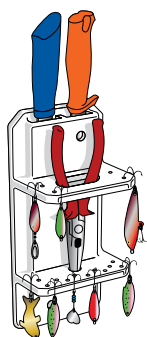
⚠ WARNING: Cancer and Reproductive Harm - www.P65Warnings.ca.gov

**KNIFE & PLIERS HOLDER**

Injection Molded Polypropylene

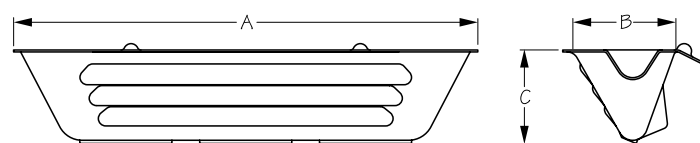


Bulk	Display	A	B	C	Fastener	Wt.(lb.)	Std. Pack
n/a	325925-1	3-7/8"	2-1/4"	8-7/8"	#6 FH	.64	5 ea



This Knife & Pliers Holder is great for storing knives, pliers, and fishing lures. Constructed of injection molded polypropylene. Installs with two #6 FH fasteners (included).

⚠ WARNING: Cancer and Reproductive Harm - www.P65Warnings.ca.gov

**COHO FISH CLEANER™**

Injection Molded Polypropylene



Bulk	Display	A	B	C	Wt.(lb.)	Std. Pack
325950	n/a	31-1/2"	10"	6-1/4"	2.40	4 ea

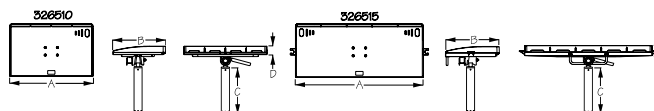
The Coho Fish Cleaner is easy to clean and maintain. Hooks attach to underside of gunnel (no holes required) allowing the tray to hang over the side of the boat, eliminating the mess of cleaning fish. Can be adapted to different mounting situations simply by changing the position of the adjustment knots. Constructed of strong high impact one-piece injection molded polypropylene for lightweight portability.

⚠ WARNING: Cancer and Reproductive Harm - www.P65Warnings.ca.gov



FILLET & PREP TABLE ROD HOLDER MOUNT

Injection Molded Polypropylene/Stainless Steel



Bulk	Display	A	B	C	D	Table Size	Wt.(lb.)	Std. Pack
n/a	326510-3	20"	12-5/8"	12"	2"	Medium	4.00	1 ea
n/a	326515-3	30"	12-5/8"	12"	2-3/8"	Large	6.00	1 ea

- Solid one-piece construction for long life and easy maintenance
- Easily adjustable, multi-position gimbaled rod holder mounting system folds flat for storage
- UV stabilized high density polypropylene construction
- Medium: 20" wide by 12-5/8" deep, Large: 30" wide by 12-5/8" deep
- Assembles in minutes, all assembly hardware included
- Easily accessible knife and pliers holders, large table features additional hose holder and towel bar
- Knives and pliers not included
- Large table (326515-3) pictured

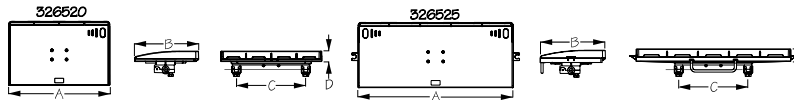


⚠WARNING: Cancer and Reproductive Harm - www.P65Warnings.ca.gov



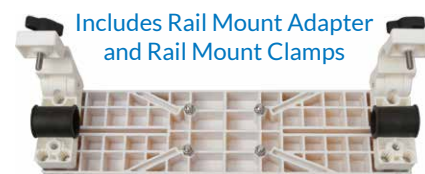
FILLET & PREP TABLE ROUND RAIL MOUNT

Injection Molded Polypropylene



Bulk	Display	A	B	C	D	Table Size	Fits Tubing	Wt.(lb.)	Std. Pack
n/a	326520-3	20"	12-5/8"	13-1/2"	2"	Medium	3/4"-1-1/4"	3.50	1 ea
n/a	326525-3	30"	12-5/8"	13-1/2"	2-3/8"	Large	3/4"-1-1/4"	5.50	1 ea

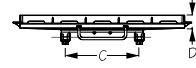
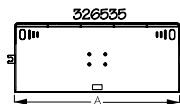
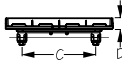
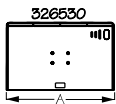
- Solid one-piece construction for long life and easy maintenance
- Mounting system includes: rail mount adapter (326599-1), rail mount clamps (327199-1, pair), and all assembly hardware
- UV stabilized high density polypropylene construction
- Medium: 20" wide by 12-5/8" deep, Large: 30" wide by 12-5/8" deep
- Fits round tubing 3/4"-1-1/4" diameter
- Easily accessible knife and pliers holders, large table features additional hose holder and towel bar
- Knives and pliers not included
- Medium table (326520-3) pictured



⚠WARNING: Cancer and Reproductive Harm
www.P65Warnings.ca.gov

FILLET & PREP TABLE SQUARE RAIL MOUNT

Injection Molded Polypropylene



Bulk	Display	A	B	C	D	Table Size	Fits Tubing	Wt.(lb.)	Std. Pack
n/a	326530-3	20"	12-5/8"	13-1/2"	2"	Medium	1" - 1-1/4"	3.50	1 ea
n/a	326535-3	30"	12-5/8"	13-1/2"	2-3/8"	Large	1" - 1-1/4"	5.50	1 ea

- Solid one-piece construction for long life and easy maintenance
- Rail mounting system includes: (326599-1) rail mount adapter, removable square rail mount clamps (327197-1, pair), and all assembly hardware
- UV stabilized high density polypropylene construction
- Medium: 20" wide by 12-5/8" deep, Large: 30" wide by 12-5/8" deep
- Fits square tubing 1" - 1-1/4" diameter
- Assembles in minutes, all assembly hardware included
- Easily accessible knife and pliers holders, large table features additional hose holder and towel bar
- Knives and pliers not included
- Large table (326535-3) pictured

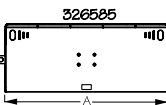
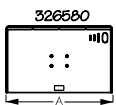
Includes Rail Mount Adapter and Sq. Rail Mount Clamps



⚠ WARNING: Cancer and Reproductive Harm
www.P65Warnings.ca.gov

FILLET & PREP TABLE ONLY

Injection Molded Polypropylene



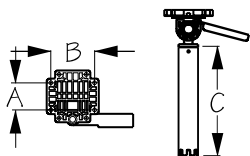
Bulk	Display	A	B	C	Table Size	Wt.(lb.)	Std. Pack
n/a	326580-3	20"	12-5/8"	2"	Medium	2.00	1 ea
n/a	326585-3	30"	12-5/8"	2-3/8"	Large	3.00	1 ea

- Solid one-piece construction for long life and easy maintenance
- UV stabilized high-density polypropylene construction
- Medium: 20" wide by 12-5/8" deep, Large: 30" wide by 12-5/8" deep
- Easily accessible knife and pliers holders, large table features additional hose holder and towel bar
- Knives and pliers not included
- Medium table (326580-3) pictured
- DOES NOT INCLUDE MOUNTING HARDWARE

⚠ WARNING: Cancer and Reproductive Harm - www.P65Warnings.ca.gov

GIMBALED ROD HOLDER MOUNTING ACCESSORY

Injection Molded Polypropylene/Stainless Steel



Bulk	Display	A	B	C	Fastener	Wt.(lb.)	Std. Pack
n/a	326598-1	1-13/16"	2-15/16"	12"	1/4" FH	1.84	1 ea



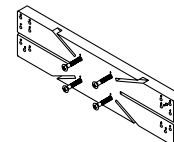
Gimbaled Rod Holder Mounting Accessory works on all of our fillet tables (326510-3, 326515-3, 326580-3, and 326585-3) and comes complete with all hardware necessary to attach the mount to the table. Great for mounting a variety of accessories. Constructed of injection molded polypropylene and stainless steel.

⚠ WARNING: Cancer and Reproductive Harm - www.P65Warnings.ca.gov



FILLET & PREP TABLE RAIL MOUNT ADAPTER PLATE WITH HARDWARE

Injection Molded Polypropylene/Stainless Steel



Bulk	Display	Description	Fastener	Wt.(lb.)	Std. Pack
n/a	326599-1	Fillet Table Rail Mount Adapter Plate with Hardware	1/4" FH	.25	1 ea

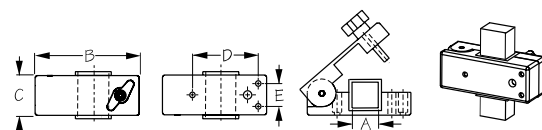
Fillet Table Rail Mount Adapter Plate works on the 326580-3 and 326585-3 fillet tables and comes complete with all hardware necessary to mount the plate to the table. Accepts the 327199-1 Removable Rail Mount Clamp (sold separately). Constructed of injection molded polypropylene and stainless steel.

⚠ WARNING: Cancer and Reproductive Harm - www.P65Warnings.ca.gov



REMOVABLE SQUARE RAIL MOUNT CLAMPS

Injection Molded Nylon/Stainless Steel



Bulk	Display	A	B	C	D	E	Wt.(lb.)	Std. Pack
n/a	327197-1	1" - 1-1/4"	3-7/8"	1-7/16"	2-1/2"	7/8"	.32	6 pr

Removable Square Rail Mount Clamps are great for retrofitting your existing rails to mount a wide variety of items, including fillet tables, solar panels, GPS, cell phone holders, cup holders, binocular racks, etc. Clamps fit 1" to 1-1/4" square tubing, making them ideal for pontoon boats. Includes shims, thumb screws, and all mounting hardware. Constructed of UV stabilized injection molded nylon with stainless hardware.

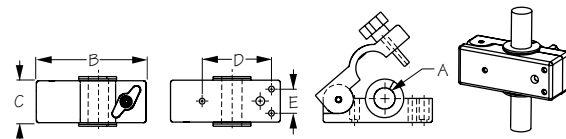


⚠ WARNING: Cancer and Reproductive Harm - www.P65Warnings.ca.gov



REMOVABLE ROUND RAIL MOUNT CLAMPS

Injection Molded Nylon/EDPM/Stainless Steel



Bulk	Display	A	B	C	D	E	Wt.(lb.)	Std. Pack
n/a	327199-1	3/4", 1" & 1-1/4"	3-7/8"	1-7/16"	2-1/2"	7/8"	.32	6 pr

Removable Round Rail Mount Clamps are great for retrofitting your existing rails to mount a wide variety of items, including fillet tables, solar panels, GPS, cell phone holders, cup holders, binocular racks, etc. Clamps fit 3/4", 1", and 1-1/4" tubing. Includes shims, thumb screws, and all mounting hardware. Constructed of UV stabilized injection molded nylon with stainless hardware.

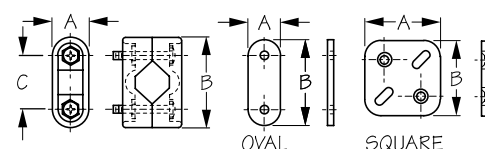


⚠ WARNING: Cancer and Reproductive Harm - www.P65Warnings.ca.gov



RAIL MOUNT BRACKET KITS


Injection Molded Nylon/304 Stainless Steel

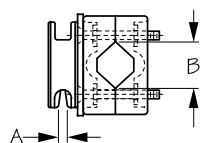


Bulk	Display	Description	A	B	C	Color	Fits Tubing	Fastener	Wt.(lb.)	Std. Pack
n/a	327101-1	Oval Plate Bracket Kit	3/4"	2"	1-1/4"	Black	7/8" - 1"	#10 RH	.26	10 pr
n/a	327102-1	Square Plate Bracket Kit	1-3/4"	1-3/4"	1-1/4"	Black	7/8" - 1"	#10 FH	.36	10 pr
n/a	327100-1	Brackets & Fasteners only	7/8"	2-1/8"	1-1/4"	Black	7/8" - 1"	#10 RH	.18	10 pr
n/a	327105-1	Brackets & Fasteners only	7/8"	2-1/8"	1-1/4"	White	7/8" - 1"	#10 RH	.18	10 pr

These Rail Mount Bracket Kits are designed for easy attachment to 7/8" - 1" tubing, allowing for positive attachment without scratching or marring the tubing. Great for Solar panels and Spreader lights. Constructed of injection molded nylon with 304 stainless hardware. Available with oval or square mounting plate. White brackets available separately. 327101-1 (Oval Plate Bracket Kit) includes 4 brackets, 2 oval plates, 4 #10-32 round head bolts, 4 #10-32 nuts and 2 rubber anti-slip strips. 327102-1 (Square Plate Bracket Kit) includes 4 brackets, 2 square plates, 4 #10-32 flat head bolts, 4 #10-32 nuts and 2 rubber anti-slip strips. Sold in pairs.

⚠ WARNING: Cancer and Reproductive Harm - www.P65Warnings.ca.gov



**RAIL MOUNT LOOP CLEAT FENDER CLEAT**

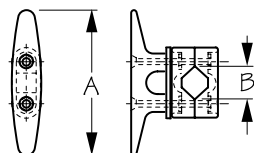
Injection Molded Nylon/Stainless Steel



Bulk	Display	A (Rope Size)	B	Wt.(lb.)	Std. Pack
n/a	327110-1	1/8" - 1/4"	7/8" - 1"	.23	10 ea

This Rail Mount Loop Fender Cleat includes a Clamcleat® Cub Cleat-CL232 (002320). This simple, economical fender accessory allows for easy attachment of fenders using up to 1/4" rope. Also see fender cleats, hooks, and holders (327200-1, 327234-1, 672510, and 672520). Constructed of UV resistant injection molded nylon with stainless hardware.

⚠WARNING: Cancer and Reproductive Harm - www.P65Warnings.ca.gov

**RAIL MOUNT CLEAT**

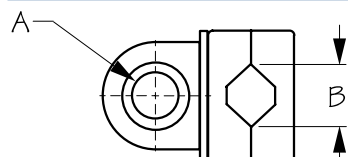
Injection Molded Nylon/Stainless Steel



Bulk	Display	A	B	Wt.(lb.)	Std. Pack
n/a	327111-1	4-5/16"	7/8" - 1"	.25	10 ea

This Rail Mount Cleat includes Heavy Duty Cleat (043340). Ideal for easy attachment of fender, flag halyards, canvas tie downs, and related accessories. Constructed of UV resistant injection molded nylon with stainless hardware.

⚠WARNING: Cancer and Reproductive Harm - www.P65Warnings.ca.gov

**RAIL MOUNT FAIRLEAD WITH STAINLESS INSERT**

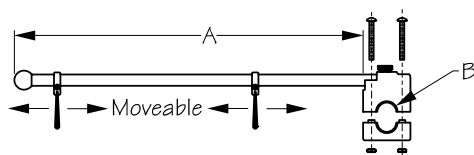
Injection Molded Nylon/Stainless Steel



Bulk	Display	A	B	Wt.(lb.)	Std. Pack
n/a	327112-1	11/16"	7/8" - 1"	.26	10 ea

This Rail Mount Fairlead with Stainless Insert includes Fairlead (082615). Allows easy routing of roller furling lines. The stainless insert allows use of wire lines if necessary. Constructed of UV resistant injection molded nylon with stainless hardware.

⚠WARNING: Cancer and Reproductive Harm - www.P65Warnings.ca.gov

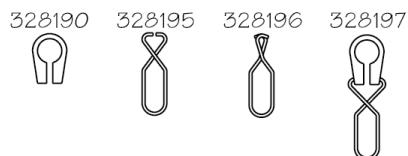
**ADJUSTABLE RAIL MOUNT FLAGPOLE**

Injection Molded Nylon/Stainless Steel



Bulk	Display	A	B	Wt.(lb.)	Std. Pack
n/a	327122-1	15-1/4"	7/8" - 1"	.36	5 ea
n/a	327124-1	28-1/4"	7/8" - 1"	.55	5 ea
n/a	328197-1	Nylon Flagpole Pennant Mounts (328190) & Stainless Clips (328196) (set of 2)		.08	10 ea
n/a	327194-1	Rail Mount Bracket For Flagpole-Round		.10	10 ea
328112	328112-1	Replacement Flag Pole - 17"		.24	5 ea
328114	328114-1	Replacement Flag Pole - 30"		.44	5 ea
n/a	328190-1	Nylon Adjustable Flag Pole Mounts - 1/2"		.02	10 pr
n/a	328195-1	Stainless Flag Pole Hole Mount Pennant Clips (set of 4)		.04	10 sets
n/a	328196-1	Stainless Flag Pole Eye Mount Pennant Clips (set of 4)		.04	10 sets

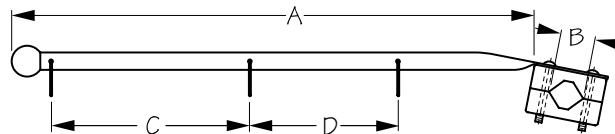
These Adjustable Rail Mount Flagpoles attach flags using nylon pennant mounts with spring wire quick release clips designed to hold their shape through continued use. Both pennant mounts can move either direction on the flagpole, allowing flexibility in mounting various sizes of flags where the eyelets of the flag are less than the overall length of the flagpole. For use on either 7/8" or 1" tubing. Maximum speed 10 MPH. Constructed of highly polished, corrosion resistant, heavy wall, stainless steel tubing with an injection molded nylon rail mount bracket and clips.





RAIL MOUNT FLAGPOLE

Injection Molded Nylon/Stainless Steel



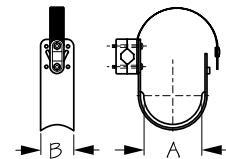
Bulk	Display	A	B	C	D	Wt.(lb.)	Std. Pack
n/a	327120-1	15-1/2"	7/8" - 1"	5-11/16"	4-1/4"	.28	5 ea

The Rail Mount Flagpole is designed for easy attachment of flags using split rings. Maximum speed 10 MPH. Constructed of corrosion resistant stainless steel with a UV resistant injection molded nylon rail mount bracket and split rings.



RAIL MOUNT RING BUOY BRACKET

Stamped Aluminum Powder Coated



Bulk	Display	A	B	Wt.(lb.)	Std. Pack
n/a	327130-1	3-7/8"	2"	.37	5 ea
n/a	327100-1	Replacement Brackets		.18	10 pr

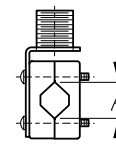
This Rail Mount Ring Buoy Bracket can be used on 7/8" or 1" tubing or mounted directly to a flat surface. Includes all necessary hardware for rail mounting. Constructed of marine grade stamped aluminum and powder coated for a long-lasting finish.

⚠ WARNING: Cancer and Reproductive Harm - www.P65Warnings.ca.gov



RAIL MOUNT FIXED ANTENNA BASE

Formed 304 Stainless Steel



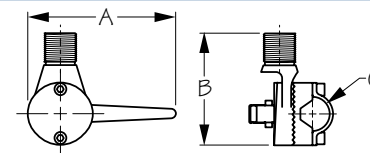
Bulk	Display	Description	A	Wt.(lb.)	Std. Pack
327140	n/a	Rail Mount Fixed Antenna Base (Base Only)	n/a	.20	5 ea
n/a	327141-1	Rail Mount Fixed Antenna Base with Mounting Brackets	7/8" - 1"	.29	5 ea

These Rail Mount Fixed Antenna Bases are designed to allow an antenna wire to feed directly through the base. Ideal for Loran, GPS, and CB antennas with standard 1"-14 threads (NOT recommended for whips over 8'). Can be mounted on either vertical or horizontal rails, as well as any flat surface. Constructed of corrosion resistant formed 304 stainless steel. 327141-1 includes UV stabilized injection molded nylon mounting brackets for use on 7/8" and 1" tubing.



RAIL MOUNT ADJUSTABLE ANTENNA BASE

Investment Cast 316 Stainless Steel



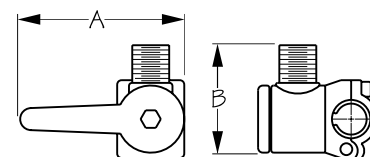
Bulk	Display	A	B	C	Wt.(lb.)	Std. Pack
327145	327145-1	4-5/8"	3-7/16"	7/8" - 1"	1.26	1 ea

This Ratchet Rail Mount Adjustable Antenna Base features a lever action lay-down handle that makes lowering antenna quick and easy for passing under bridges, storage, and trailering. Accepts any standard antenna with 1"-14 threads (NOT recommended for whips over 8'). Can be mounted on either 7/8" and 1" vertical or horizontal rails. Constructed of corrosion resistant investment cast 316 stainless steel.



RAIL MOUNT ADJUSTABLE ANTENNA BASE

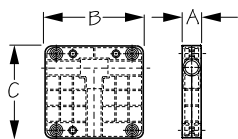
Injection Molded Nylon




Bulk	Display	A	B	Fits Tubing	Wt.(lb.)	Std. Pack
327148	327148-1	4-5/16"	2-13/16"	7/8" - 1"	.34	5 ea

This Rail Mount Adjustable Antenna Base features a lever action lay-down handle that makes lowering antenna quick and easy for passing under bridges, storage, and trailering. Accepts any standard antenna with 1"-14 threads (NOT recommended for whips over 8'). Can be mounted on either 7/8" and 1" vertical or horizontal rails. Constructed of UV resistant injection molded nylon.

⚠ WARNING: Cancer and Reproductive Harm - www.P65Warnings.ca.gov

**RAIL MOUNT MOTOR BRACKET**

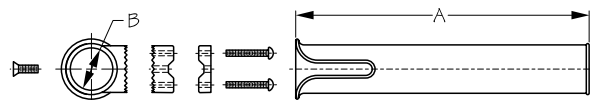
Injection Molded Polypropylene



Bulk	Display	A	B	C	Color	HP Rating	Wt.(lb.)	Std. Pack
327150	327150-1	1-9/16"	6-11/16"	6-11/16"	White	8 HP (2-Cycle Only)	1.12	5 ea
327151	327151-1	1-9/16"	6-11/16"	6-11/16"	Black	8 HP (2-Cycle Only)	1.12	5 ea

These Rail Mount Motor Brackets are designed to hold small, 2-cycle outboards up to 8 HP upright on the stern rail. Will fit both 7/8" and 1" rails, as well as rails using 90° tee fittings. Most other polypropylene and wood motor brackets only fit 1" welded rails. The two-piece unit features extra holes, enabling the use of a recommended chain to secure the motor. Can also be used as a mounting platform for barbecues, down rigger brackets, fish cleaning tables, etc. Constructed of UV stabilized polypropylene. Includes all necessary fasteners. Available in black or white.

⚠WARNING: Cancer and Reproductive Harm - www.P65Warnings.ca.gov

**RAIL MOUNT ROD HOLDER**

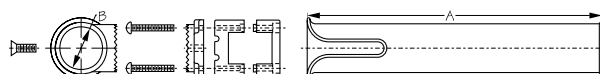
Injection Molded Polypropylene



Bulk	Display	Color	A	B	Fits Tubing	Wt.(lb.)	Std. Pack
327160	327160-1	Black	11-3/4"	1-3/4"	7/8" - 1"	.42	8 ea
327161	327161-1	White	11-3/4"	1-3/4"	7/8" - 1"	.42	8 ea

These Rail Mount Rod Holders can accommodate rods up to 1-3/4" in diameter. Features a front mount adjustment screw, allowing easy adjustment without having to disassemble the rail mount brackets. A leash on the rod and/or reel is recommended when using rail mount rod holders. Constructed of injection molded polypropylene. Available in black or white.

⚠WARNING: Cancer and Reproductive Harm - www.P65Warnings.ca.gov

**RAIL MOUNT ROD HOLDER - SQUARE RAIL**

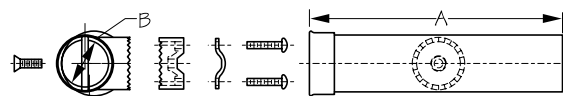
Injection Molded Polypropylene



Bulk	Display	Color	A	B	Fits Tubing	Wt.(lb.)	Std. Pack
327166	327166-1	White	11-3/4"	1-3/4"	1-1/4" x 1-1/4"	.50	8 ea

These Square Rail Mount Rod Holders can accommodate rods up to 1-3/4" in diameter. Features a front mount adjustment screw, allowing easy adjustment without having to disassemble the rail mount brackets. Designed to fit 1-1/4" square rails. A quick and easy way to add rod holders to pontoon boats! A leash on the rod and/or reel is recommended when using rail mount rod holders. Constructed of injection molded polypropylene.

⚠WARNING: Cancer and Reproductive Harm - www.P65Warnings.ca.gov

**RAIL MOUNT ROD HOLDER**

Formed & Cast 316 Stainless Steel



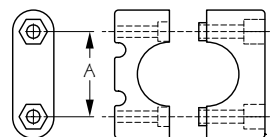
Bulk	Display	A	B	Fits Tubing	Wt.(lb.)	Std. Pack
327175	327175-1	9"	1-11/16"	7/8" - 1"	1.65	8 ea
OP32505	n/a	Replacement End Cap			.01	10 ea

This Rail Mount Rod Holder can accommodate rods up to 1-11/16" in diameter. Features a front mount adjustment screw, allowing easy adjustment without having to disassemble the rail mount brackets. Designed to fit 7/8" to 1" diameter tubing. A leash on the rod and/or reel is recommended when using rail mount rod holders. Constructed of corrosion resistant formed and cast 316 stainless steel with black plastic end cap.

⚠WARNING: Cancer and Reproductive Harm - www.P65Warnings.ca.gov

**RAIL MOUNT BRACKET - ROUND**

Injection Molded Nylon/Stainless Steel Screws



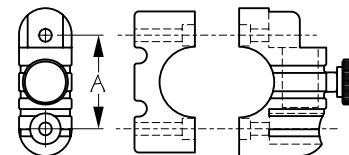
Bulk	Display	A	Fits Tubing	Color	Wt.(lb.)	Std. Pack
n/a	327190-1	1-5/16"	7/8" - 1"	Black	.05	10 pr
n/a	327191-1	1-9/16"	1-1/8"-1-1/4"	Black	.06	10 pr

Round Rail Mount Bracket for use on 7/8" and 1" tubing. Constructed of corrosion resistant UV stabilized injection molded nylon. Installs with two RH fasteners and nuts (included). Available in black or white.

⚠ **WARNING:** Cancer and Reproductive Harm - www.P65Warnings.ca.gov

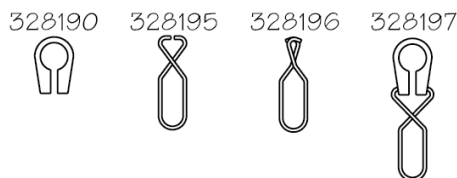
**RAIL MOUNT BRACKET FOR FLAGPOLE - ROUND**

Injection Molded Nylon/Stainless Steel Screws



Bulk	Display	A	Fits Tubing	Pole Diameter	Color	Wt.(lb.)	Std. Pack
n/a	327194-1	1-5/16"	7/8" - 1"	1/2"	Black	.10	10 ea

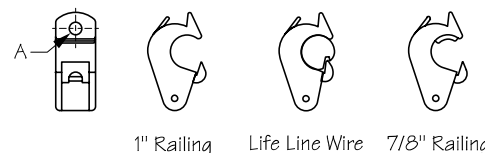
Round Rail Mount Bracket is for use on 7/8" and 1" tubing. Constructed of corrosion resistant UV stabilized injection molded nylon. Installs with two RH fasteners and nuts (included). Accommodates Sea-Dog® Round Flagpoles (328112-1 and 328114-1) 1/2" diameter. Maximum speed 10 MPH.



⚠ **WARNING:** Cancer and Reproductive Harm - www.P65Warnings.ca.gov

**FENDERMATE™**

Injection Molded Nylon



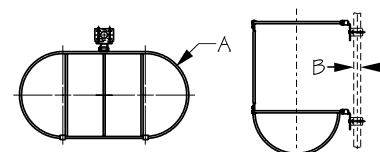
Bulk	Display	A (Line Size)	Wt.(lb.)	Std. Pack
n/a	327200-1	1/4"-5/16"	.30	10 pr

Fendermate™ is the latest in fender brackets. Clamps securely on both 7/8" and 1" round tubing and 3/16" and 1/4" life line wire. Unique double locking action locks the clamp on the rail or wire while still allowing full adjustment of the height of the fender. When the proper height is reached, the final locking action clamps the rope quickly and securely. Constructed of marine grade reinforced injection molded nylon.

⚠ **WARNING:** Cancer and Reproductive Harm - www.P65Warnings.ca.gov

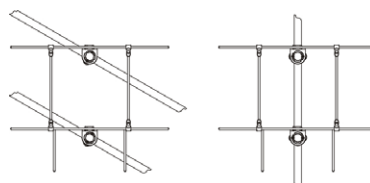
**RAIL MOUNT DUAL FENDER HOLDER**

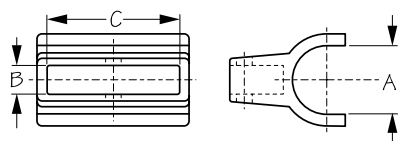
Formed 304 Stainless Steel



Bulk	Display	A	B	Wt.(lb.)	Std. Pack
n/a	327357-1	7-1/2"	7/8"-1"	1.82	1 ea
n/a	327359-1	9-1/2"	7/8"-1"	2.32	1 ea
n/a	327361-1	11-1/2"	7/8"-1"	2.82	1 ea

The Rail Mount Dual Fender Holder is for use on 7/8" or 1" tubing. Easy to mount, these fender holders adjust to any angle of railing and can hold any style fender. Folds flat for easy storage when not in use. Constructed of corrosion resistant formed 304 stainless steel. Fenders not included.



**RAIL MOUNT BOW SOCKET**

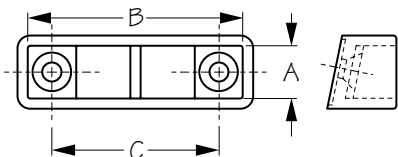
Injection Molded Nylon



Bulk	Display	A	B	C	Wt.(lb.)	Std. Pack
327400	327400-1	7/8"	3/8"	1-11/16"	.04 / .08	10 ea / 10 pr

This Rail Mount Bow Socket is designed to fit snugly on a 7/8" round rail without the use of fasteners. Used in conjunction with battens to assemble a rounded support structure for a boat cover they can be easily removed when the cover is not in use. Constructed of injection molded nylon.

⚠ WARNING: Cancer and Reproductive Harm - www.P65Warnings.ca.gov

**DECK MOUNT BOW SOCKET**

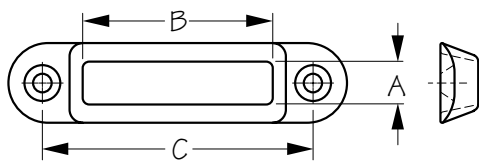
Injection Molded Nylon



Bulk	Display	A	B	C	Color	Fastener	Wt.(lb.)	Std. Pack
327410	327410-1	7/16"	2"	1-5/8"	White	#10 FH	.02 / .04	10 ea / 10 pr
327411	n/a	7/16"	2"	1-5/8"	Black	#10 FH	.02	10 ea

These Deck Mount Bow Sockets are used in conjunction with battens to assemble a rounded support structure for a boat cover. Part of a system to disperse rain water to avoid water from accumulating in the center of the cover. Recessed base design accepts sealant, allowing for a watertight seal without the use of gaskets. Constructed of injection molded nylon. Installs with two #10 FH fasteners (not included). Available in black or white.

⚠ WARNING: Cancer and Reproductive Harm - www.P65Warnings.ca.gov

**DECK MOUNT BOW SOCKET**

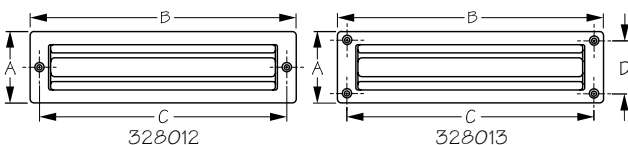
Die Cast Zinc Chrome Plated



Bulk	Display	A	B	C	Fastener	Wt.(lb.)	Std. Pack
327415	327415-1	3/8"	1-13/16"	2-9/16"	#8 FH	.05 / .10	10 ea / 10 pr

This Deck Mount Bow Socket is used in conjunction with battens to assemble a rounded support structure for a boat cover. Part of a system to disperse rain water to avoid water from accumulating in the center of the cover. Constructed of die cast chrome plated zinc. Installs with two #8 FH fasteners (not included). Recommended for fresh water use.

⚠ WARNING: Cancer and Reproductive Harm - www.P65Warnings.ca.gov

**DECK STEP**

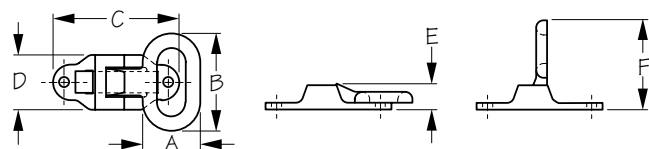
Injection Molded Rubber/Stamped 304 Stainless Steel



Bulk	Display	A	B	C	D	Fastener	Wt.(lb.)	Std. Pack
328012	328012-1	2-1/4"	8-3/8"	7-11/16"	n/a	#8 FH	.11 / .22	10 ea / 10 pr
328013	328013-1	3-3/8"	8-7/8"	8-3/16"	2-13/16"	#8 FH	.35 / .70	10 ea / 10 pr
n/a	328017-1	Replacement Pad for 328012					.44	5 pr

These Deck Steps are lined with injection molded rubber to facilitate traction. Constructed of corrosion resistant stamped 304 stainless steel. 3/16" thick from surface. 328012 pictured.

⚠ WARNING: Cancer and Reproductive Harm - www.P65Warnings.ca.gov

**FOLDING STEP**

Investment Cast 316 Stainless Steel



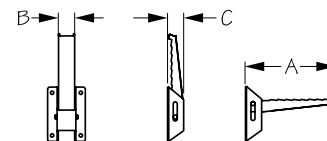
Bulk	Display	A	B	C	D	E	F	Fastener	Wt.(lb.)	Std. Pack
328020	328020-1	2"	3-3/8"	4-3/8"	1-7/8"	7/8"	3-7/16"	5/16" RH	.98	5 ea

This Folding Step has a patterned, texture finish for better traction. The spring loaded folding mechanism will keep the step in the open or closed position without rattling. Constructed of corrosion resistant investment cast stainless steel. Installs with two 5/16" RH fasteners (not included). Also see Sea-Dog® Chrome Brass Step (322620).



FOLDING STEP

Formed 304 Stainless Steel



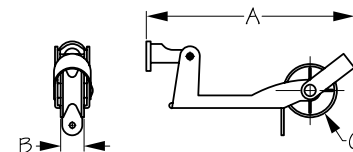
Bulk	Display	A	B	C	Fastener	Wt.(lb.)	Std. Pack
328025	328025-1	5-5/8"	1"	1"	#10 FH	.44	5 ea

The ultimate step at a very competitive price! This Folding Step can be locked in a rattle-free, upright position when not in use. The unique design features a sawtooth, edged step to provide secure footing when working on the mast or other areas where an additional step is needed but available space is limited. Usable tread is 1" W x 4-1/4" L. Overall length is 5-5/8". Constructed of stamped 304 stainless with a tumbled and electro-polished finish. Installs with four #10 FH fasteners (not included).



ANCHOR LIFT & LOCK BOW ROLLER

Electro-Galvanized Steel



Bulk	Display	A	B	C	Max. Anchor Weight	Rope Dia.	Fastener	Wt.(lb.)	Std. Pack
328040	328040-1	6-13/16"	13/16"	1-7/8"	20 lbs.	3/8" Max.	#10 RH	.48	5 ea

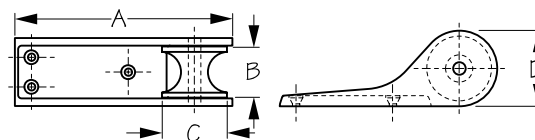
This Anchor Lift & Lock Bow Roller makes it easier to set and retrieve your anchor. Designed for one-handed use by simply lifting up on the line to release the locking system. Then feed the rope until desired anchor depth is achieved. Lower the line down and the weight of the anchor will activate the braking mechanism, locking the line in place. Handles line up to 3/8" diameter. Constructed of electro-galvanized steel. Installs with four #10 RH fasteners (not included).

⚠WARNING: Cancer and Reproductive Harm - www.P65Warnings.ca.gov



SHORT BOW ROLLER

Investment Cast 316 Stainless Steel



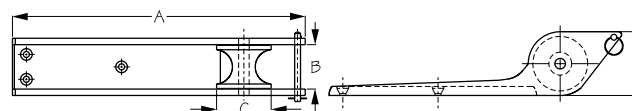
Bulk	Display	A	B	C	D	Rope Dia.	Fastener	Wt.(lb.)	Std. Pack
328050	n/a	7-7/8"	1-7/8"	2-3/8"	2-11/16"	1" Max.	1/4" RH	3.44	1 ea

This Short Bow Roller makes dropping and weighing anchor a breeze. Easy to use, it reduces the risk of damage to the hull or deck. The wheel accommodates rope up to 1" in diameter. Constructed of corrosion resistant investment cast 316 stainless steel. Installs with three 1/4" RH fasteners (not included).



EXTENDED FAIRLEAD BOW ROLLER

Investment Cast 316 Stainless Steel



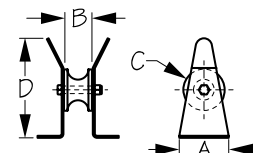
Bulk	Display	A	B	C	D	Rope Dia.	Fastener	Wt.(lb.)	Std. Pack
328050L	n/a	12-1/2"	1-15/16"	2-3/8"	2-11/16"	1" Max.	1/4" RH	4.36	1 ea
OP32801	n/a	Replacement	Release Pin					.03	1 ea

This Extended Fairlead Bow Roller is easy to use and reduces the risk of damage to the hull or deck. The wheel accommodates rope up to 1" in diameter. Constructed of corrosion resistant investment cast 316 stainless steel. Installs with three 1/4" RH fasteners (not included).



PLATFORM BOW ROLLER

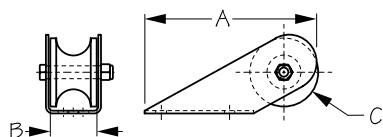
Stamped 304 Stainless Steel



Bulk	Display	A	B	C	D	Rope Dia.	Fastener	Wt.(lb.)	Std. Pack
328051	n/a	3"	1-3/4"	2-1/2"	6"	1" Max.	3/8" Bolt	1.33	1 ea
n/a	328059-1	Replacement Wheel for 328051 (1-3/4" x 2-1/2")						.26	5 ea

These Platform Bow Rollers are designed to handle most fluke style anchors using a variety of platform or bowsprit mounting options. The flanges hold the flukes of the anchor securely, reducing the risk of damage to the hull. The rubber wheel accommodates rope up to 1" in diameter. Constructed of corrosion resistant stamped 304 stainless steel. Installs with four 3/8" bolts (not included).

⚠WARNING: Cancer and Reproductive Harm - www.P65Warnings.ca.gov

**SHORT BOW ROLLER**

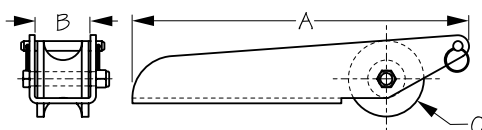
Stamped 304 Stainless Steel



Bulk	Display	A	B	C	Rope Dia.	Finish	Fastener	Wt.(lb.)	Std. Pack
328052	n/a	6-1/4"	1-3/4"	2-1/2"	1" Max.	Unpolished	3/8" Bolt	1.08	1 ea
n/a	328059-1	Replacement Wheel (1-3/4" x 2-1/2")						.26	5 ea

This Short Bow Roller makes dropping and weighing anchor a breeze. Easy to use, it reduces the risk of damage to the hull or deck. The rubber wheel accommodates rope up to 1" in diameter. Constructed of corrosion resistant stamped 304 stainless steel. Installs with three 3/8" bolts (not included).

⚠ WARNING: Cancer and Reproductive Harm - www.P65Warnings.ca.gov

**EXTENDED FAIRLEAD BOW ROLLER**

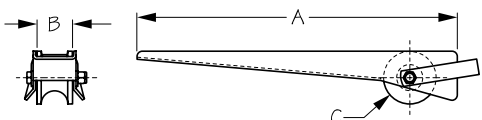
Stamped 304 Stainless Steel



Bulk	Display	A	B	C	Rope Dia.	Finish	Fastener	Wt.(lb.)	Std. Pack
328053	n/a	11"	1-3/4"	2-1/2"	1" Max.	Unpolished	3/8" Bolt	2.46	1 ea
n/a	328059-1	Replacement Wheel (1-3/4" x 2-1/2")						.26	5 ea
OP32801	n/a	Replacement Release Pin						.03	1 ea

This Extended Fairlead Bow Roller is easy to use and reduces the risk of damage to the hull or deck. The rubber wheel accommodates rope up to 1" in diameter. Constructed of corrosion resistant stamped 304 stainless steel. Installs with three 3/8" bolts (not included).

⚠ WARNING: Cancer and Reproductive Harm - www.P65Warnings.ca.gov

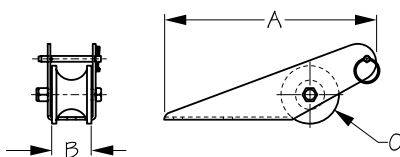
**SEA-HOOK® STYLE BOW ROLLER**

Stamped 304 Stainless Steel



Bulk	Display	A	B	C	Rope Dia.	Finish	Fastener	Wt.(lb.)	Std. Pack
328054	n/a	15-1/2"	1-3/4"	2-1/2"	1" Max.	Unpolished	3/8" Bolt	2.38	1 ea
n/a	328059-1	Replacement Wheel (1-3/4" x 2-1/2")						.26	5 ea

⚠ WARNING: Cancer and Reproductive Harm - www.P65Warnings.ca.gov

**MEDIUM FAIRLEAD BOW ROLLER**

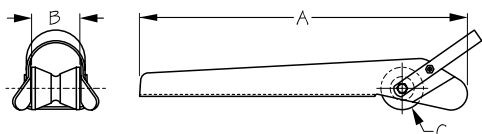
Stamped 304 Stainless Steel



Bulk	Display	A	B	C	Rope Dia.	Fastener	Wt.(lb.)	Std. Pack
328057	n/a	9"	1-3/4"	2-1/2"	1" Max.	3/8" Bolt	1.48	1 ea
n/a	328059-1	Replacement Wheel (1-3/4" x 2-1/2")					.26	5 ea
OP32801	n/a	Replacement Release Pin					.03	1 ea

This Medium Fairlead Bow Roller is easy to use and reduces the risk of damage to the hull or deck. The rubber wheel accommodates rope up to 1" in diameter. Constructed of corrosion resistant stamped 304 stainless steel. Installs with three 3/8" bolts (not included).

⚠ WARNING: Cancer and Reproductive Harm - www.P65Warnings.ca.gov

**MEDIUM ANCHOR BOW ROLLER**

Stamped 304 Stainless Steel



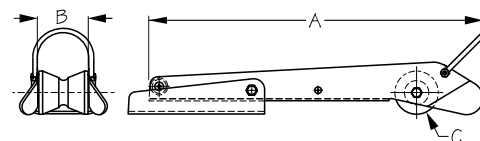
Bulk	Display	A	B	C	Finish	Rope Dia.	Fastener	Wt.(lb.)	Std. Pack
328064	n/a	19-1/4"	2-15/16"	2-3/4"	Unpolished	1-1/2" Max.	3/8" Bolt	5.00	1 ea
n/a	328069-1	Replacement Wheel (2-15/16" x 2-3/4")						.59	5 ea

⚠ WARNING: Cancer and Reproductive Harm - www.P65Warnings.ca.gov



PIVOTING MEDIUM BOW ROLLER

Stamped 304 Stainless Steel



Bulk	Display	A	B	C	Rope Dia.	Fastener	Wt.(lb.)	Std. Pack
328068	n/a	21"	2-15/16"	2-3/4"	1-1/2" Max.	3/8" Bolt	8.30	1 ea
n/a	328069-1	Replacement Wheel (2-15/16" x 2-3/4")					.59	5 ea

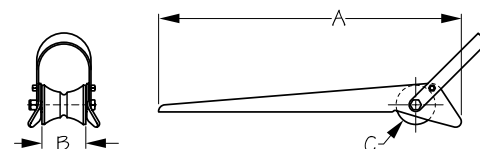
This Pivoting Medium Bow Roller is designed to create a self-launching anchor system. As the anchor line is played out, the anchor roller pivots downward under the weight, allowing it to fall freely into the water. The rubber wheel accommodates rope up to 1-1/2" in diameter. Constructed of corrosion resistant stamped 304 stainless steel. Installs with 3/8" bolts (not included).

⚠WARNING: Cancer and Reproductive Harm - www.P65Warnings.ca.gov



LARGE ANCHOR BOW ROLLER

Stamped 304 Stainless Steel



Bulk	Display	A	B	C	Rope Dia.	Wt.(lb.)	Std. Pack
328074	n/a	23"	3-3/8"	3"	1-1/2" Max.	8.00	1 ea
n/a	328079-1	Replacement Wheel (3-3/8" x 3")				.74	5 ea

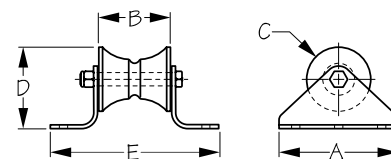
Note: Does not have drilled mounting holes.

⚠WARNING: Cancer and Reproductive Harm - www.P65Warnings.ca.gov



LARGE PLATFORM BOW ROLLER

Stamped 304 Stainless Steel



Bulk	Display	A	B	C	D	Rope Dia.	Fastener	Wt.(lb.)	Std. Pack
328076	n/a	5-5/8"	3-3/8"	3"	3-7/8"	1-1/2" Max.	3/8" Bolt	3.00	1 ea
n/a	328079-1	Replacement Wheel (3-3/8" x 3")						.74	5 ea

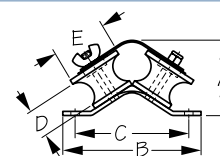
This Large Platform Bow Roller is designed to handle most fluke style anchors and mount in or under the anchor slot of a platform or bow plank. The rubber wheel accommodates rope up to 1-1/2" in diameter. Constructed of corrosion resistant stamped 304 stainless steel. Installs with six 3/8" bolts (not included).

⚠WARNING: Cancer and Reproductive Harm - www.P65Warnings.ca.gov



STERN FAIRLEAD ANCHOR ROLLER

Stamped 304 Stainless Steel



Bulk	Display	A	B	C	D	E	Fastener	Wt.(lb.)	Std. Pack
328090	n/a	3-7/16"	6-5/16"	5-3/16"	1-3/16"	2-1/2"	3/8" Bolt	1.33	1 ea

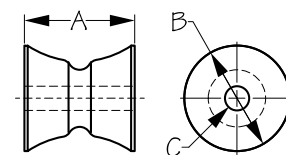
Stern Fairlead Anchor Roller is for line that may swing from one side or the other. Also used for bow anchoring. Handles line up to 1" diameter and chain up to 3/8". Constructed of corrosion resistant stamped 304 stainless steel. Installs with two 3/8" bolts (not included).

⚠WARNING: Cancer and Reproductive Harm - www.P65Warnings.ca.gov



REPLACEMENT BOW ROLLER WHEELS

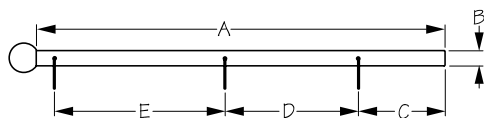
Natural Rubber/Brass Insert



Bulk	Display	A	B	C	Wt.(lb.)	Std. Pack
n/a	328059-1	1-3/4"	2-1/2"	7/16"	.26	5 ea
n/a	328069-1	2-15/16"	2-3/4"	5/8"	.59	5 ea
n/a	328079-1	3-3/8"	3"	5/8"	.74	5 ea

These Replacement Bow Roller Wheels are constructed of natural rubber and feature a brass insert for added strength.

⚠WARNING: Cancer and Reproductive Harm - www.P65Warnings.ca.gov

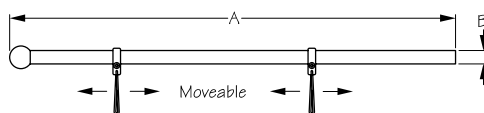
**BOW FORM FLAGPOLE**

Formed 304 Stainless Steel



Bulk	Display	A	B	C	D	E	Wt.(lb.)	Std. Pack
328110	328110-1	13-3/16"	1/2"	3"	4-1/4"	5-11/16"	.15	5 ea

This Bow Form Flagpole fits most bow forms with 1/2" diameter flagpole mounting holes. Each flagpole comes complete with split rings for easy flag attachment. Fits in Sea-Dog® Bow Forms (295110 - 295140). Maximum speed 10 MPH. Constructed of corrosion resistant formed 304 stainless steel.

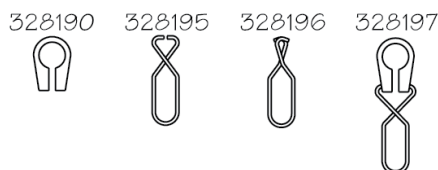
**ADJUSTABLE BOW FORM FLAGPOLE**

Stainless Steel/Injection Molded Nylon/Polypropylene



Bulk	Display	A	B	Wt.(lb.)	Std. Pack
328112	328112-1	16-3/4"	1/2"	.24	5 ea
328114	328114-1	29-7/8"	1/2"	.44	5 ea
n/a	328190-1	Nylon Adjustable Flagpole Clips - 1/2"		.02	10 pr
n/a	328195-1	Stainless Flagpole Hole Mount Pennant Clips (set of 4)		.04	10 sets
n/a	328196-1	Stainless Flagpole Eye Mount Pennant Clips (set of 4)		.04	10 sets
n/a	328197-1	Nylon Flagpole Pennant Mounts (328190) & Stainless Clips (328196) (set of 2)		.08	10 ea

These Adjustable Bow Form Flagpoles attach flags using nylon pennant mounts with spring wire quick release clips designed to hold their shape through continued use. Both pennant mounts can move either direction on the flagpole, allowing flexibility in mounting various sizes of flags where the eyelets of the flag are less than the overall length of the flagpole. Maximum speed 10 MPH. Constructed of highly polished, corrosion resistant, heavy wall, stainless steel tubing.



▲WARNING: Cancer and Reproductive Harm - www.P65Warnings.ca.gov

**PULPIT FLAGPOLE**


Formed 304 Stainless Steel/Polyethylene



Bulk	Display	A	B	C	Wt.(lb.)	Std. Pack
328115	328115-1	16-3/8"	4-1/2"	5-13/16"	.16	5 ea

This Pulpit Flagpole fits 7/8" or 1" tubing. Each flagpole comes complete with split rings for easy flag attachment. A polyethylene spacer reduces the possibility of scratching the railing. Maximum speed 10 MPH. Constructed of corrosion resistant formed 304 stainless steel. Fasteners included.

▲WARNING: Cancer and Reproductive Harm - www.P65Warnings.ca.gov

**SIDE MOUNT FLAGPOLE**

Formed 304 Stainless Steel



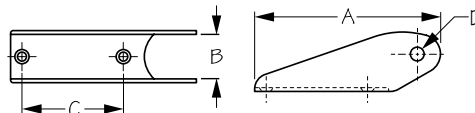
Bulk	Display	A	B	C	D	E	Wt.(lb.)	Std. Pack
328120	328120-1	20-1/4"	16-3/4"	1-7/16"	13/16"	1-1/4"	.39	5 ea

Side Mount Flagpole is easily removed for storage. Maximum speed 10 MPH. Constructed of corrosion resistant formed 304 stainless steel.



TRANSOM GUDGEON

Stamped 304 Stainless Steel



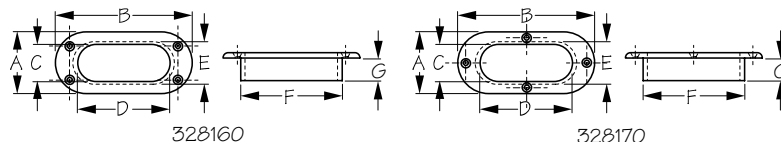
Bulk	Display	A	B	C	D	Fastener	Wt.(lb.)	Std. Pack
328150	328150-1	4-1/2"	1-1/16"	2-7/16"	5/16"	#10 FH	.30	10 ea

Transom, platforms, rudder and ladder applications.



HAWSE PIPE

Investment Cast 316 Stainless Steel



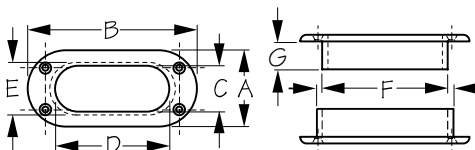
Bulk	Display	A	B	C	D	E	F	G	Wt.(lb.)	Std. Pack
328160	328160-1	2-1/2"	5-1/2"	1-1/2"	3-3/4"	1-3/4"	4-1/8"	15/16"	.76	5 ea
328170	n/a	5-3/16"	9-1/4"	2-7/8"	6-7/8"	3-7/16"	7-1/2"	3/4"	2.23	1 ea

Hawse Pipes are designed to protect the boats hull against damage from anchor line and chain while also reducing rope chafe. Constructed of corrosion resistant investment cast 316 stainless steel. Installs with four FH fasteners (not included).



HAWSE PIPE WITH BACK FLANGE

Investment Cast 316 Stainless Steel



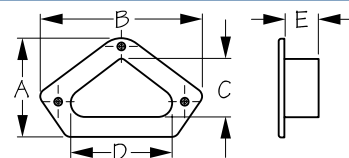
Bulk	Display	A	B	C	D	E	F	G	Wt.(lb.)	Std. Pack
328175	n/a	5-3/4"	9-1/2"	3-1/8"	6-7/8"	3-5/8"	7-1/2" / 7-7/8"	1-1/2"	7.63	5 ea

Hawse Pipes with Back Flanges are designed to protect the boats hull against damage from anchor line and chain while also reducing rope chafe. Back flange provides for a more robust installation. Constructed of corrosion resistant investment cast 316 stainless steel. Installs with eight 1/4" FH fasteners (not included).



TRIANGULAR HAWSE PIPE

Investment Cast 316 Stainless Steel



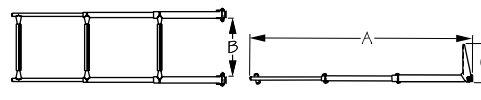
Bulk	Display	A	B	C	D	E	Fastener	Wt.(lb.)	Std. Pack
328180	n/a	4-7/8"	8"	2-13/16"	5"	1-11/16"	#8 FH	1.86	1 ea

Triangular Hawse Pipes are designed to protect the boats hull against damage from anchor line and chain while also reducing rope chafe. Triangular shape make them ideal for bow mounting. Constructed of corrosion resistant investment cast 316 stainless steel. Installs with three #8 FH fasteners (not included).



TELESCOPIC STEP LADDER WITH GUDGEON MOUNT

Formed 304 Stainless Steel

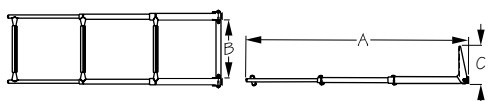


Bulk	Display	A	B	C	Steps	Wt.(lb.)	Std. Pack
328202	n/a	23-3/8"	8-3/4"	7"	2	3.25	1 ea
328203	n/a	34-3/8"	8-3/4"	7"	3	5.80	1 ea

Telescopic Step Ladders with Gudgeon Mounts include a securing strap. Constructed of corrosion resistant formed 304 stainless steel.

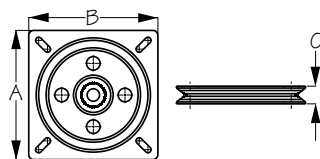
TELESCOPIC STEP LADDER WITH HANDLE AND GUDGEON MOUNT

Formed 304 Stainless Steel



Bulk	Display	A	B	C	Steps	Wt.(lb.)	Std. Pack
328213	n/a	34-3/8"	8-3/4"	7"	3	5.50	1 ea

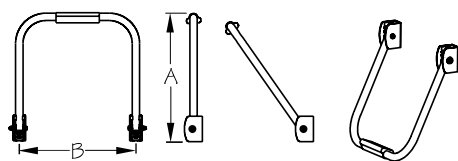
Telescopic Step Ladders with Gudgeon Mounts have a built in grip handle. Includes securing strap. Constructed of corrosion resistant formed 304 stainless steel.

**SEAT SWIVEL**

Stamped Steel Powder Coated



Bulk	Display	A	B	C	D	E	Fastener	Wt.(lb.)	Std. Pack
328550	n/a	6-1/2"	6-1/2"	5-1/2"	4-3/4"	7/8"	1/4" RH	2.42	1 ea

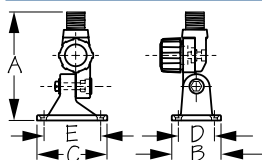
**FLIP-UP LADDER - SINGLE STEP**

Injection Molded Nylon/304 Stainless Steel



Bulk	Display	A	B	Fastener	Wt.(lb.)	Std. Pack
n/a	328908-1	15-3/8"	13"	1/4" RH	2.32	1 ea

This Flip-Up Ladder features three stationary positions. Constructed of corrosion resistant 304 stainless steel. Installs with 1/4" RH fasteners (not included).

**ADJUSTABLE ANTENNA BASE**

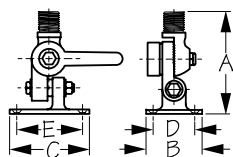
Injection Molded Nylon



Bulk	Display	A	B	C	D	E	Fastener	Wt.(lb.)	Std. Pack
329100	329100-1	5-5/8"	2-1/2"	3-5/8"	1-7/8"	2-15/16"	1/4" FH	.44	10 ea

This Adjustable Antenna Base features dual swiveling mounts for full adjustability and a control knob for quick and easy adjustment, diminishing the potential of mooring, fishing, or other lines getting fouled on a handle. Designed to feed the antenna wire directly through the base, eliminating the need for a separate cable outlet and reducing potential areas for water leakage. Accepts any standard antenna with 1"-14 threads. Constructed of UV resistant injection molded nylon. Installs with four 1/4" FH fasteners (not included).

⚠ WARNING: Cancer and Reproductive Harm - www.P65Warnings.ca.gov

**ADJUSTABLE ANTENNA BASE**

Injection Molded Nylon



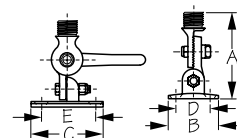
Bulk	Display	A	B	C	D	E	Fastener	Wt.(lb.)	Std. Pack
329130	329130-1	4-3/4"	2-9/16"	3-5/8"	1-13/16"	2-13/16"	1/4" FH	.50	10 ea

This Adjustable Antenna Base features dual swiveling mounts for full adjustability and a ratchet-style handle for side or deck mounting. Accepts any standard antenna with 1"-14 threads. Not recommended for whips over 8' in self-supporting mode. Constructed of UV resistant injection molded nylon. Installs with four 1/4" fasteners (not included).

⚠ WARNING: Cancer and Reproductive Harm - www.P65Warnings.ca.gov

**ADJUSTABLE ANTENNA BASE**

Investment Cast 316 Stainless Steel



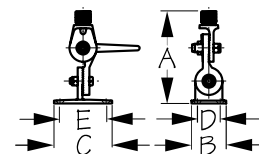
Bulk	Display	A	B	C	D	E	Fastener	Wt.(lb.)	Std. Pack
329230	329230-1	4-1/2"	2-1/2"	3-5/8"	1-13/16"	2-15/16"	1/4" FH	1.48	5 ea
329231	n/a	Gasket Only							5 ea

This Adjustable Antenna Base features dual swiveling mounts for full adjustability and a ratchet-style handle for side or deck mounting. Designed with an integral feed system for Loran cable. Accepts any standard antenna with 1"-14 threads. Constructed of corrosion resistant investment cast 316 stainless steel. Installs with four 1/4" FH fasteners (not included). Optional gasket (329231) sold separately.

⚠ **WARNING:** Cancer and Reproductive Harm - www.P65Warnings.ca.gov

**HEAVY DUTY ADJUSTABLE ANTENNA BASE**

Investment Cast 316 Stainless Steel



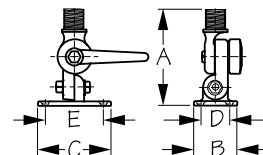
Bulk	Display	A	B	C	D	E	Fastener	Wt.(lb.)	Std. Pack
329235	329235-1	5-15/16"	2-1/4"	3-3/4"	1-1/2"	3"	1/4" FH	1.85	5 ea

A new, heavy duty version of the popular all stainless Adjustable Antenna Base has been enhanced with additional height and weight. For use with over-height whips or where extra strength and rigidity are required. Features dual swiveling mounts for full adjustability and a ratchet-style handle for side or deck mounting. Designed with an integral feed system for Loran cable. Accepts any standard antenna with 1"-14 threads. Constructed of corrosion resistant investment cast 316 stainless steel. Installs with four 1/4" FH fasteners (not included).

⚠ **WARNING:** Cancer and Reproductive Harm - www.P65Warnings.ca.gov

**ADJUSTABLE ANTENNA BASE**

Die Cast Zinc Chrome Plated



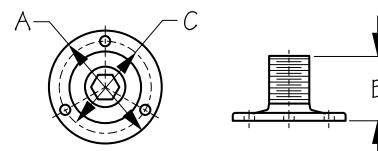
Bulk	Display	A	B	C	D	E	Fastener	Wt.(lb.)	Std. Pack
329300	329300-1	4-3/4"	2-1/8"	3-5/8"	1-7/16"	2-15/16"	1/4" FH	1.40	5 ea

This Adjustable Antenna Base features dual swiveling mounts for full adjustability and a ratchet-style handle for side or deck mounting. Designed with an integral feed system for Loran cable. Accepts any standard antenna with 1"-14 threads. Constructed of chrome plated die cast zinc with mirror finish. Installs with four 1/4" fasteners (not included). Recommended for freshwater use.

⚠ **WARNING:** Cancer and Reproductive Harm - www.P65Warnings.ca.gov

**FIXED ANTENNA BASE**

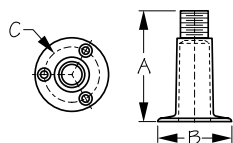
Injection Molded Nylon



Bulk	Display	A	B	C	Fastener	Wt.(lb.)	Std. Pack
329500	329500-1	2-13/16"	1-9/16"	2-3/16"	1/4" RH	.05	10 ea

This low-profile, flange mount Fixed Antenna Base accepts any standard antenna with 1"-14 threads, but is ideal for GPS, marine TV, and other shorter antennas. Constructed of UV resistant injection molded nylon. Installs with three 1/4" RH fasteners (not included).

⚠ **WARNING:** Cancer and Reproductive Harm - www.P65Warnings.ca.gov

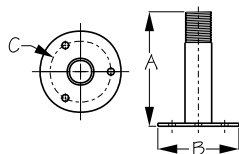
**FIXED ANTENNA BASE**

Investment Cast 316 Stainless Steel



Bulk	Display	A	B	C	Fastener	Wt.(lb.)	Std. Pack
329510	329510-1	4"	2-7/8"	2-1/8"	1/4" FH	.65	5 ea

This Fixed Antenna Base features a flange mount base with a recess which, when filled with silicone sealant, will form a watertight seal. Designed to allow antenna wire to feed directly through the base, eliminating the need for a separate cable grommet. Accepts any standard antenna with 1"-14 threads, but is ideal for TV, Loran, GPS, VHF antennas, and radar arches. Constructed of corrosion resistant investment cast 316 stainless steel. Installs with three 1/4" FH fasteners (not included).

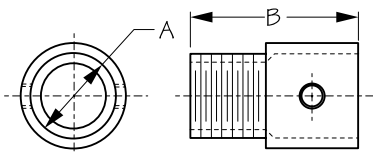
**FIXED ANTENNA BASE**

Formed 304 Stainless Steel



Bulk	Display	A	B	C	Fastener	Wt.(lb.)	Std. Pack
329515	329515-1	4-1/4"	3"	2-1/4"	1/4" RH	.42	5 ea
329517	329517-1	1-1/2"	3"	2-1/4"	1/4" RH	.27	5 ea

Fixed Antenna Base features a flange mount base. Designed to allow wire to feed directly through the base, eliminating the need for a separate cable grommet. Accepts any standard antenna with 1"-14 threads, but is ideal for TV, Loran, GPS, and VHF antennas. Constructed of corrosion resistant formed 304 stainless steel. Installs with three 1/4" RH fasteners (not included).


**TUBE MOUNT ANTENNA BASE**

Investment Cast 316 Stainless Steel



Bulk	Display	A	B	Wt.(lb.)	Std. Pack
329520	329520-1	1"	2"	.28	5 ea

This Tube Mount Antenna Base can be used with any 1" OD stainless tubing, creating custom antenna mounts. When used in conjunction with a stainless steel 90° round base deck fitting, antenna extensions of any length can be made with a full-length passage for coaxial connectors. Accepts any standard antenna with 1"-14 threads. Constructed of corrosion resistant investment cast 316 stainless steel. Attaches to tubing with two 1/4"-28 x 3/16" set screws (included).

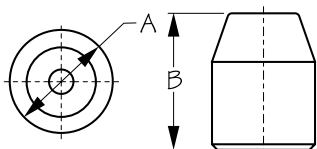
**ANTENNA BASE EXTENSION**

Machined 304 Stainless Steel Tubing



Bulk	Display	Threads	A	B	C	Wt.(lb.)	Std. Pack
329532	329532-1	1"-14	12"	1-1/16"	13/16"	.97	1 ea
329536	329536-1	1"-14	24"	1-1/16"	13/16"	1.81	1 ea

This Antenna Base Extension features male and female fittings with 1"-14 threads. Constructed of corrosion resistant machined 304 stainless steel tubing. Available in 12" or 24".

**ANTENNA ADAPTER**

Injection Molded Delrin



Bulk	Display	A	B	Wt.(lb.)	Std. Pack
n/a	329550-1	1-3/8"	1-13/16"	.08	10 ea

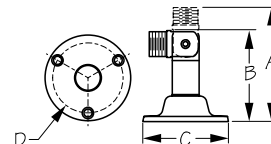
This Antenna Adapter allows the mounting of a 3/8"-24 thread Loran whip onto a standard 1"-14 thread antenna base. Constructed of impact resistant injection molded Delrin for high mechanical strength, rigidity, and electrical insulation.

⚠ WARNING: Cancer and Reproductive Harm - www.P65Warnings.ca.gov



SWIVEL ANTENNA BASE

Investment Cast 316 Stainless Steel



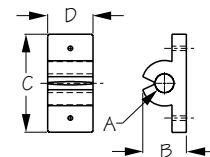
Bulk	Display	A	B	C	D	Fastener	Wt.(lb.)	Std. Pack
329600	329600-1	4-1/2"	3-9/16"	3-3/8"	2-13/16"	#12 FH	1.34	1 ea

This Swivel Antenna Base is designed to be used in conjunction with Antenna Stand Off Bracket (329780). Constructed of corrosion resistant investment cast 316 stainless steel. Installs with three #12 FH fasteners (not included).



ANTENNA CLIP

Injection Molded Rubber



Bulk	Display	A (Antenna Dia.)	B	C	D	Fastener	Wt.(lb.)	Std. Pack
329770	329770-1	5/16" - 3/8"	7/8"	1-7/8"	7/8"	#4 RH	.03 / .06	10 ea / 10 pr
329772	329772-1	5/8" - 3/4"	1-1/8"	2-1/4"	7/8"	#4 RH	.06 / .12	10 ea / 10 pr
329774	329774-1	1" - 1-1/4"	1-1/2"	2-1/2"	7/8"	#4 RH	.08 / .16	10 ea / 10 pr

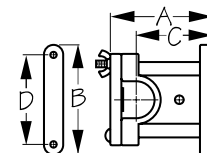
These Antenna Clips securely hold down antennas when not in use. Can also be used for fishing rods and boat hooks. Constructed of injection molded rubber for high tensile strength and durability. Installs with two #4 RH fasteners (not included).

⚠WARNING: Cancer and Reproductive Harm - www.P65Warnings.ca.gov



ANTENNA STAND OFF BRACKET

Injection Molded Nylon



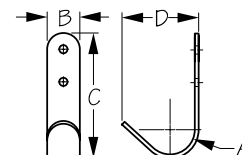
Bulk	Display	A	B	C	D	Wt.(lb.)	Std. Pack
329780	329780-1	4-1/2"	4-13/16"	3-5/16"	3-15/16"	.51	5 ea

This Antenna Stand Off Bracket helps hold and support 1" to 1-1/2" diameter antennas in place while under way. Works great in conjunction with Swivel Tall Antenna Base (329600). Constructed of UV resistant injection molded nylon. Installs with two 1/4" PH fasteners and nuts (included).



LAY DOWN ANTENNA HOOK

Stamped 304 Stainless Steel



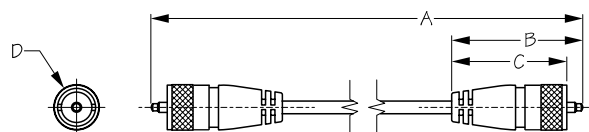
Bulk	Display	A	B	C	D	Fastener	Wt.(lb.)	Std. Pack
329790	329790-1	1-3/4"	1"	3-13/16"	2-3/8"	#12 RH	.19	10 ea

This Lay Down Antenna Hook can also be used for fishing rods, boat hooks, mops, etc. Can function as a coat hook. Constructed of corrosion resistant stamped 304 stainless steel. Installs with two #12 RH fasteners (not included).



COAXIAL CABLE ASSEMBLY

Nickel Plated Brass



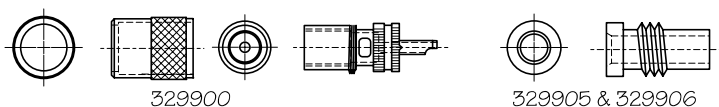
Bulk	Display	A	B	C	D	Wt.(lb.)	Std. Pack
n/a	329800-1	2'	2"	1-3/4"	11/16"	.18	10 ea
n/a	329802-1	5'	2"	1-3/4"	11/16"	.30	10 ea
n/a	329804-1	10'	2"	1-3/4"	11/16"	.50	10 ea
n/a	329806-1	20'	2"	1-3/4"	11/16"	.90	10 ea
n/a	329808-1	50'	2"	1-3/4"	11/16"	2.10	10 ea

Coaxial Cable Assembly features a RG-58U Coax cable pre-assembled with PL-259 fittings on both ends for quick installation of hardware. Constructed of nickel plated brass.

⚠WARNING: Cancer and Reproductive Harm - www.P65Warnings.ca.gov

MALE UHF CONNECTOR & REDUCERS FOR 8U CABLE

Nickel Plated Brass



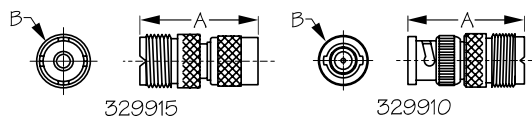
Bulk	Display	Description	Wt.(lb.)	Std. Pack
329900	329900-1	Male UHF Connector; PL-259; For U/C cable, adapter type	.03	10 ea
n/a	329901-1	A Combination of part number 329900 and 329905 for RG-58/U Cable	.04	10 ea
n/a	329902-1	A Combination of part number 329900 and 329906 for RG-59/U Cable	.04	10 ea
329905	329905-1	Reducer -UG175U for RG-58/U Cable; use with 329900	.01	10 ea
329906	329906-1	Reducer -UG176U for RG-59/U Cable; use with 329900	.01	10 ea

Male UHF Connectors & Reducers for use in 8U coaxial cable installation applications. Constructed of nickel plated brass for salt spray resistance and electrical conductivity.

⚠WARNING: Cancer and Reproductive Harm - www.P65Warnings.ca.gov

UHF/BNC & UHF/TNC HANDHELD RADIO CABLE ADAPTER

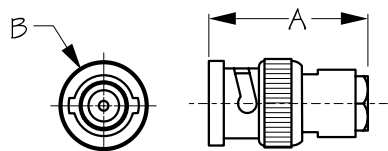
Nickel Plated Brass



Bulk	Display	Description	A	B	Wt.(lb.)	Std. Pack
329910	329910-1	UHF/BNC	1-5/16"	5/8"	.04	10 ea
329915	329915-1	UHF/TNC (not pictured)	1-3/8"	5/8"	.05	10 ea

These Handheld Radio Cable Adapters enable handheld VHF to use larger VHF antennas. UHF/TNC adapter is used on most Standard Horizon® and ICOM® models. Check radio manual for details. Constructed of nickel plated brass for salt spray resistance and electrical conductivity.

⚠WARNING: Cancer and Reproductive Harm - www.P65Warnings.ca.gov

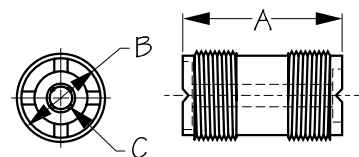
**BNC MALE CONNECTOR-RG58/U CABLE**

Nickel Plated Brass

Bulk	Display	A	B	Wt.(lb.)	Std. Pack
329913	329913-1	1"	9/16"	.02	10 ea

This BNC Male Connector is a miniature, quick connect/disconnect, radio frequency connector used for RG58/U coaxial cable. Constructed of nickel plated brass for salt spray resistance and electrical conductivity.

⚠WARNING: Cancer and Reproductive Harm - www.P65Warnings.ca.gov

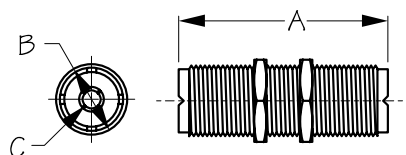
**DOUBLE FEMALE UHF CABLE CONNECTOR**

Nickel Plated Brass

Bulk	Display	A	B	C	Wt.(lb.)	Std. Pack
329950	329950-1	1-1/8"	9/16"	1/8"	.02	10 ea

Double Female UHF Cable Connector for connecting two PL-259 male connectors. Constructed of nickel plated brass for salt spray resistance and electrical conductivity. Not recommended for through bulkhead applications.

⚠WARNING: Cancer and Reproductive Harm - www.P65Warnings.ca.gov

**DOUBLE FEMALE BULKHEAD CABLE CONNECTOR**

Nickel Plated Brass

Bulk	Display	A	B	C	Wt.(lb.)	Std. Pack
329951	329951-1	1-13/16"	5/8"	1/8"	.08	10 ea

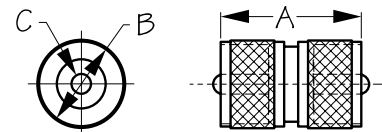
Double Female Bulkhead UHF Cable Connector for connecting two PL-259 male connectors through a bulkhead. Constructed of nickel plated brass for salt spray resistance and electrical conductivity.

⚠WARNING: Cancer and Reproductive Harm - www.P65Warnings.ca.gov



DOUBLE MALE CABLE CONNECTOR

Nickel Plated Brass



Bulk	Display	A	B	C	Wt.(lb.)	Std. Pack
329953	329953-1	1-1/4"	11/16"	1/8"	.04	10 ea

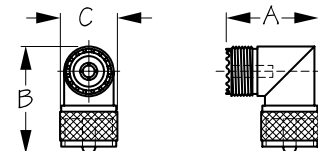
Double Male Cable Connector for connecting two SO-239 female connectors. Constructed of nickel plated brass for salt spray resistance and electrical conductivity.

⚠WARNING: Cancer and Reproductive Harm - www.P65Warnings.ca.gov



UHF RIGHT ANGLE CABLE CONNECTOR

Nickel Plated Brass



Bulk	Display	A	B	C	Wt.(lb.)	Std. Pack
329955	329955-1	1-1/8"	1-5/16"	11/16"	.06	10 ea

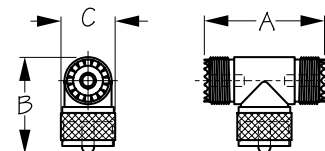
UHF Right Angle Cable Connector features a 90° elbow that turns the connecting wire at the back of a set, allowing radios to sit closer to a back wall or bulkhead. Constructed of nickel plated brass for salt spray resistance and electrical conductivity.

⚠WARNING: Cancer and Reproductive Harm - www.P65Warnings.ca.gov



UHF T-ADAPTER CABLE CONNECTOR

Nickel Plated Brass



Bulk	Display	A	B	C	Wt.(lb.)	Std. Pack
329957	329957-1	1-9/16"	1-1/4"	11/16"	.07	10 ea

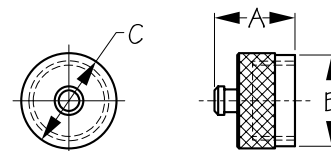
UHF T-Adapter Cable Connector allows for the connection of two male PL-259 and one female SO-239 connectors. Constructed of nickel plated brass for salt spray resistance and electrical conductivity.

⚠WARNING: Cancer and Reproductive Harm - www.P65Warnings.ca.gov



UHF CABLE CAP & CHAIN

Nickel Plated Brass



Bulk	Display	A	B	C	Wt.(lb.)	Std. Pack
329970	329970-1	11/16"	3/4"	13/16"	.03	10 ea

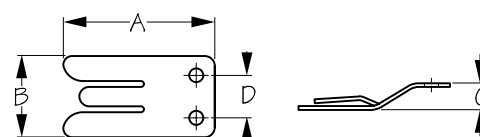
UHF Cable Cap & Chain protects UHF connectors from the elements when not in use, preventing signal degradation due to corrosion or debris. Constructed of nickel plated brass for salt spray resistance.

⚠WARNING: Cancer and Reproductive Harm - www.P65Warnings.ca.gov



MICROPHONE CLIP

Stamped 304 Stainless Steel



Bulk	Display	A	B	C	D	Wt.(lb.)	Std. Pack
329990	329990-1	1-7/8"	1"	3/8"	1/2"	.02	10 ea

This one-piece Microphone Clip secures your microphone close to your radio. Fits all standard microphones for hailers, VHF, or CB radios. Constructed of corrosion resistant stamped 304 stainless steel. Installs with two RH fasteners (not included).

7

Vents

Collector Boxes

Pitot Tube
Shields

Deck Plates

Deck Plate Keys

Hose Adapters

Drains

Deck Fills


Deck Fill Keys

Gas Tank Vents

Ski Tows

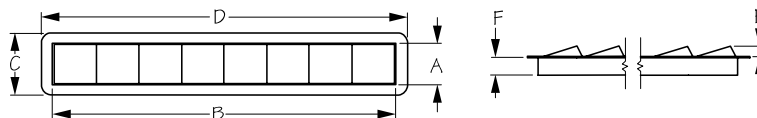
Vents & Fuel Fittings





LOUVERED VENT

Stamped 316 Stainless Steel



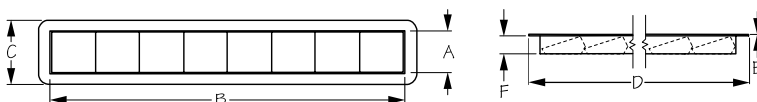
Bulk	Display	A (Cutout Size)	B	C (Overall Size)	D	E	F	Fastener	Wt.(lb.)	Std. Pack
331200	n/a	1-7/8"	15-1/4"	2-7/8"	16-3/8"	5/8"	7/8"	#6 RH	.95	1 ea

This Louvered Vent is designed to be used in conjunction with a collector box to facilitate air intake and exhaust. Constructed of corrosion resistant 316 stainless steel. Installs with six #6 RH fasteners (not included). Vent area 9.74 in².



RECESSED LOUVERED VENT

Stamped 316 Stainless Steel




Bulk	Display	A (Cutout Size)	B	C (Overall Size)	D	E	F	Fastener	Wt.(lb.)	Std. Pack
331201	n/a	1-7/8"	15-1/4"	2-7/8"	16-3/8"	1/32"	7/8"	#6 RH	.67	1 ea

This Recessed Louvered Vent is designed to be used in conjunction with a collector box to facilitate air intake and exhaust. Recessed louvers create a flush surface area, reducing possible damage to the vent as well as preventing chafing to mooring lines, fishing lines, etc. Constructed of corrosion resistant stamped 316 stainless steel. Installs with six #6 RH fasteners (not included). Vent area 7.6 in².



COLLECTOR BOX

Injection Molded Polypropylene



Bulk	Display	A	B	C	Hose Size	Vent Area	Wt.(lb.)	Std. Pack
331202	n/a	15-1/2"	2"	4"	None	None	.20	5 ea
331203	n/a	15-1/2"	2"	4"	3" (2)	12.80 in ²	.18	5 ea
331204	n/a	15-1/2"	2"	4"	4" (1)	9.10 in ²	.18	5 ea

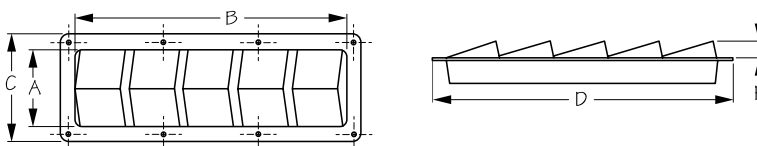
These Collector Boxes are designed to be used in conjunction with a louvered vent to facilitate air intake and exhaust. For use with either the stainless Louvered Vents (331200 or 331201) or injection molded ABS Louvered Vents (337210 or 337211). Constructed of injection molded polypropylene. Interchangeable with Attwood® part numbers 1341 and 1342. 331202 is available without holes to allow for custom installations.

⚠ WARNING: Cancer and Reproductive Harm - www.P65Warnings.ca.gov



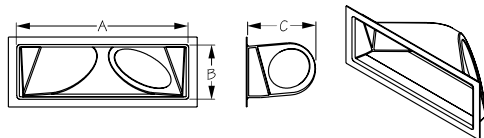
LOUVERED VENT

Stamped 316 Stainless Steel



Bulk	Display	Louvers	A (Cutout Size)	B	C (Overall Size)	D	E	Vent Area	Wt.(lb.)	Std. Pack
331280	n/a	10	3-5/8"	19-7/8"	4-1/2"	20-7/8"	13/16"	24.21 in ²	1.52	1 ea
n/a	331290-3	5	3-5/8"	12"	4-1/2"	12-7/8"	13/16"	11.65 in ²	1.03	1 ea
331300	n/a	3	3-5/8"	7-1/8"	4-1/2"	8-1/8"	13/16"	6.63 in ²	.66	1 ea

These Louvered Vents are designed to be used in conjunction with a collector box to facilitate air intake and exhaust. 331290-3 and 331300 can be used in conjunction with ABS Collector Boxes (331293-331298). 331280 does not have a collector box available. Constructed of corrosion resistant stamped 316 stainless steel.

**COLLECTOR BOX**

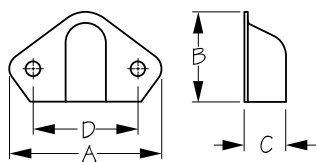
Vacuum Formed ABS



Bulk	Display	Hose Size	A	B	C	Mounting	Vent Area	Wt.(lb.)	Std. Pack
331293	n/a	3"	12-1/4"	3-5/8"	5"	Right	5.29 in ²	.25	5 ea
331294	n/a	4"	12-1/4"	3-5/8"	5"	Right	9.68 in ²	.26	5 ea
331296	n/a	3"	12-1/4"	3-5/8"	5"	Left	5.29 in ²	.23	5 ea
331298	n/a	4"	12-1/4"	3-5/8"	5"	Left	9.68 in ²	.22	5 ea

These Collector Boxes are designed to be used with a louvered vent to facilitate air intake and exhaust. The collector boxes are available with either a 3" or 4" hose attachment hole (friction fit Spiral wire hose) and left hand or right hand hose hole options as viewed from the rear side. For use with either stainless Louvered Vent (331290) or injection molded ABS Louvered Vent (337290). Constructed of impact resistant vacuum formed ABS. 3" hose vent area 5.29 in². 4" hose vent area 9.68 in².

⚠WARNING: Cancer and Reproductive Harm - www.P65Warnings.ca.gov

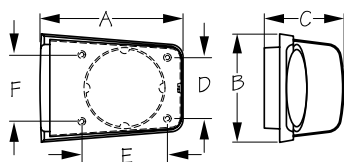
**PITOT TUBE SHIELD**

Stamped 304 Stainless Steel



Bulk	Display	A	B	C	D	Wt.(lb.)	Std. Pack
331310	331310-1	1-1/4"	3/4"	3/8"	7/8"	.01	10 ea

Designed to be vertically mounted, the Pitot Tube Shield protects electrical wiring when passing through transom holes. Ideal for use with depth sounders, speedometers, and coaxial cables. Constructed of corrosion resistant stamped 304 stainless steel for durability.

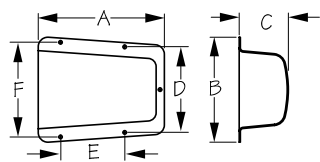
**COWL VENT WITH BASE**

Stamped 304 Stainless Steel/Plastic



Bulk	Display	A	B	C	D	E	F	Fastener	Wt.(lb.)	Std. Pack
331320	331320-1	5-7/8"	4-7/16"	3-5/16"	2-1/2"	3-9/16"	2-3/4"	#8 FH	.52	1 ea

Cowl Vents provide fresh air below decks by trapping air that comes across the top deck and forcing it into your boat's cabin interior. Designed for use with a 3" or 4" ventilation hose. Constructed of corrosion resistant stamped 304 stainless steel with a black plastic base. Installs with four FH fasteners (not included).

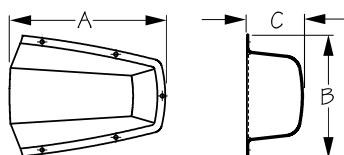
**COWL VENT**

Stamped 304 Stainless Steel



Bulk	Display	A	B	C	D	E	F	Fastener	Wt.(lb.)	Std. Pack
331330	331330-1	5-3/4"	4-13/16"	2-5/16"	3-15/16"	3-1/8"	4-5/16"	#8 RH	.45	1 ea

Cowl Vents provide fresh air below decks by trapping air that comes across the top deck and forcing it into your boat's cabin interior. Constructed of corrosion resistant stamped 304 stainless steel. Installs with four #8 FH fasteners (not included).

**CLAM SHELL VENT - MINI**

Stamped 304 Stainless Steel



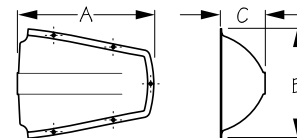
Bulk	Display	A	B	C	Vent Area	Fastener	Wt.(lb.)	Std. Pack
331335	331335-1	5"	4-1/2"	2"	4.51 in ²	#6 RH	.40	1 ea

This Mini Clam Shell Vent provides splash protection for vent holes, wire and cable runs, or blower-exhaust hose openings. Can be used for cabin ventilation with the addition of a dorade box. Ideal for applications where a taller vent would foul lines or restrict crew movement. Constructed of corrosion resistant 304 stamped stainless steel. Installs with five #6 RH fasteners (not included).



CLAM SHELL VENT

Stamped 304 Stainless Steel



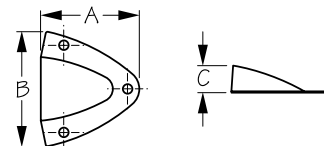
Bulk	Display	A	B	C	Vent Area	Fastener	Wt.(lb.)	Std. Pack
331340	331340-1	7"	5-3/4"	2-1/4"	7.51 in ²	#6 RH	.58	1 ea / 10 ea
331350	331350-1	7-1/2"	6-3/4"	2-7/8"	12.02 in ²	#6 RH	.79	1 ea / 10 ea

This Clam Shell Vent provides splash protection for vent holes, wire/cable runs, or blower-exhaust hose openings. Can be used for cabin ventilation with the addition of a dorade box. Ideal for applications where a taller vent would foul lines or restrict crew movement. Constructed of corrosion resistant 304 stamped stainless steel. Installs with five #6 RH fasteners (not included).



MIDGET VENT

Stamped 304 Stainless Steel



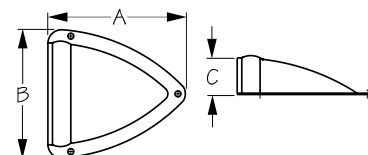
Bulk	Display	A	B	C	Vent Area	Fastener	Wt.(lb.)	Std. Pack
331360	331360-1	1-5/8"	1-3/4"	1/2"	.29 in ²	#6 RH	.01	10 ea
331370	331370-1	2-1/4"	2-1/8"	5/8"	.52 in ²	#6 RH	.03	10 ea

These Midget Vents provide a splash proof opening through transoms, cabin sides, etc. Great for routing cables and wires or for covering thru-hull openings to shield water spray. Ideal for small lockers, they provide attractive cover for ventilation holes while also preventing odors. Constructed of corrosion resistant stamped 304 stainless steel. Installs with three #6 RH fasteners (not included).



MIDGET VENT - HEAVY DUTY

Stamped 304 Stainless Steel



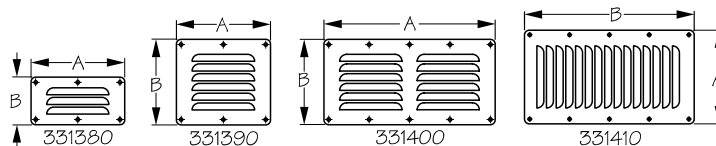
Bulk	Display	A	B	C	Vent Area	Fastener	Wt.(lb.)	Std. Pack
331375	331375-1	3-3/4"	3-1/2"	15/16"	1.25 in ²	#6 RH	.12	10 ea

This Heavy Duty Midget Vent features a reinforced rim, making them durable enough to stand on. Great for routing cables or wires through a hole or for covering thru-hull openings to shield water spray. Ideal for small lockers, they provide attractive cover for ventilation holes while also preventing odors. Constructed of corrosion resistant stamped 304 stainless steel. Installs with three #6 RH fasteners (not included).




LOUVERED VENT

Stamped 304 Stainless Steel



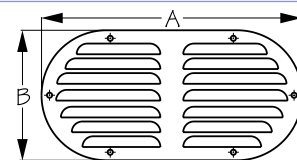
Bulk	Display	A	B	Vent Area	Fastener	Wt.(lb.)	Std. Pack
331380	331380-1	5"	2-5/8"	.81 in ²	#6 RH	.11	10 ea
331390	331390-1	5"	4-5/8"	1.62 in ²	#6 RH	.18	10 ea
331400	331400-1	9-1/8"	4-5/8"	3.24 in ²	#6 RH	.35	10 ea
331410	331410-1	5"	9"	4.05 in ²	#6 RH	.40	10 ea

These Louvered Vents are designed to promote air circulation and prevent mold, mildew, and unpleasant odors. Ideal for cabin doors, lockers, dock boxes, etc. Constructed of corrosion resistant stamped 304 stainless steel. Installs with #6 RH fasteners (not included). 331380 pictured.



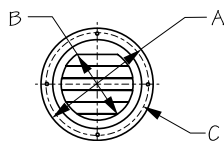
LOUVERED VENT - OVAL

Stamped 304 Stainless Steel



Bulk	Display	A	B	Vent Area	Fastener	Wt.(lb.)	Std. Pack
331405	331405-1	9-1/8"	4-5/8"	2.94 in ²	#6 RH	.32	10 ea

This Oval Louvered Vent is designed to promote air circulation and prevent mold, mildew, and unpleasant odors. Ideal for cabin doors, lockers, dock boxes, etc. Constructed of corrosion resistant stamped 304 stainless steel. Installs with six #6 RH fasteners (not included). Vent area 2.94 in².

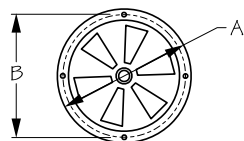
**ROUND LOUVERED VENT**

Stamped 304 Stainless Steel



Bulk	Display	A	B (Hole Size)	C	Vent Area	Fastener	Wt.(lb.)	Std. Pack
331424	331424-1	4"	2-1/2"	3-5/8"	.88 in ²	#6 FH	.07	10 ea
331425	331425-1	5"	3-1/2"	4-1/2"	2.02 in ²	#6 FH	.13	10 ea

These Round Louvered Vents allow air in while keeping water out. Constructed of corrosion resistant stamped 304 stainless steel. Installs with four #6 FH fasteners (not included). 4" vent area 0.88 in². 5" vent area 2.02 in².

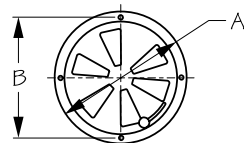
**BUTTERFLY VENT - CENTER KNOB**

Stamped 304 Stainless Steel



Bulk	Display	A	B	Vent Area	Fastener	Wt.(lb.)	Std. Pack
331440	331440-1	4"	3-5/8"	2.77 in ²	#6 RH	.16	10 ea
331450	331450-1	5"	4-3/4"	2.91 in ²	#6 RH	.29	10 ea

These Butterfly Vents feature a Center Knob that allows for easy adjustment of the opening. Promotes air circulation and prevents mold, mildew, and associated odors. Constructed of corrosion resistant 304 stainless steel. Installs with four #6 RH fasteners (not included).

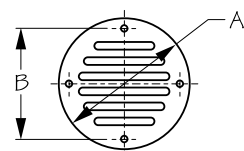
**BUTTERFLY VENT - SIDE KNOB**

Stamped 304 Stainless Steel



Bulk	Display	A	B	Vent Area	Fastener	Wt.(lb.)	Std. Pack
331455	n/a	5"	4-3/4"	2.89 in ²	#6 RH	.29	10 ea

These Butterfly Vents features a Side Knob that allows for easy adjustment of the opening. Promotes air circulation and prevents mold, mildew, and associated odors. Constructed of corrosion resistant 304 stainless steel. Installs with four #6 RH fasteners (not included).

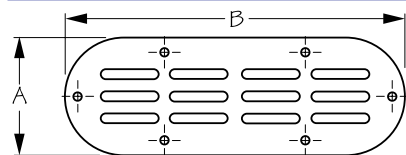
**DRAIN COVER**

Stamped 304 Stainless Steel



Bulk	Display	A	B	Vent Area	Fastener	Wt.(lb.)	Std. Pack
331600	331600-1	3-1/4"	2-3/4"	2.11 in ²	#6 RH	.06	10 ea
331601	331601-1	2-1/2"	2-1/8"	.85 in ²	#6 RH	.04	10 ea

These Drain Covers are constructed of stamped 304 stainless steel. Installs with four #6 RH fasteners (not included).

**LOCKER VENT**

Stamped 304 Stainless Steel



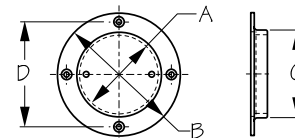
Bulk	Display	A	B	Vent Area	Fastener	Wt.(lb.)	Std. Pack
331620	331620-1	2-3/8"	6-3/4"	2.56 in ²	#8 RH	.10	10 ea

This Locker Vent promotes air circulation in interior areas and prevent mold, mildew, and unpleasant odors. Constructed of corrosion resistant stamped 304 stainless steel. Installs with six #8 RH fasteners (not included). Vent area 2.56 in².



DECK PLATE

Investment Cast 316 Stainless Steel



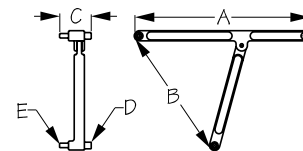
Bulk	Display	A	B	C	D	Fastener	Wt.(lb.)	Std. Pack
335653	335653-1	3-1/4"	4-11/16"	3-1/2"	4"	#12 FH	1.05	1 ea
335654	335654-1	4-3/16"	5-9/16"	4-1/2"	4-13/16"	#12 FH	1.50	1 ea

These Deck Plates can be opened with Deck Plate Keys (335680 or 335699, not included). Use anti-seize lubricant to protect threads from galling. Constructed of corrosion resistant investment cast 316 stainless steel. Installs with four #12 FH fasteners (not included).



ADJUSTABLE DECK PLATE KEY

Sand Cast Bronze



Bulk	Display	A	B	C	D	E	Wt.(lb.)	Std. Pack
335680	335680-1	7-3/4"	6"	1-3/8"	5/16"	3/16"	.68	5 ea

The Adjustable Deck Plate Key opens to a maximum of 6" and comes with two sizes of stainless steel pins (3/16" and 5/16") to accommodate most plates or caps. Features a drilled hole in the handle to attach an optional lanyard. Constructed of sand cast bronze.

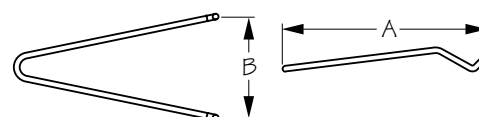
- Heavy duty construction
- Great addition to every tool box
- Corrosion resistant

⚠WARNING: Cancer and Reproductive Harm - www.P65Warnings.ca.gov



DECK PLATE/FILL KEY

Formed 304 Stainless Steel



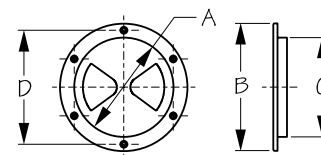
Bulk	Display	A	B	Wt.(lb.)	Std. Pack
335699	335699-1	7"	3-7/16"	.14	10 ea

This Deck Plate/Fill Key is adjustable and fits all Sea-Dog® two-prong Deck Fills and Deck Plate Caps, as well as most competitor's caps. For use with Deck Fills (351320-351331 and 351350-351353). Constructed of corrosion resistant formed 304 stainless steel.



SCREW-OUT DECK PLATE

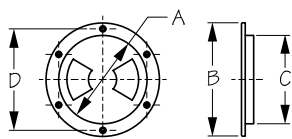
Injection Molded Polypropylene



Bulk	Display	A	B	C	D	Color	Fastener	Wt.(lb.)	Std. Pack
335740	335740-1	4-7/16"	5-3/4"	4-1/2"	5-1/8"	White	#8 FH	.19	10 ea / 5 ea
n/a	335745-1	4-7/16"	5-3/4"	4-1/2"	5-1/8"	Black	#8 FH	.19	5 ea
n/a	335750-1	5-7/16"	6-3/4"	5-1/2"	6-1/8"	White	#8 FH	.25	5 ea
n/a	335755-1	5-7/16"	6-3/4"	5-1/2"	6-1/8"	Black	#8 FH	.25	5 ea
335760	335760-1	6-1/2"	8-1/8"	6-1/2"	7-3/8"	White	#8 FH	.44	10 ea / 5 ea
n/a	335765-1	6-1/2"	8-1/8"	6-1/2"	7-3/8"	Black	#8 FH	.44	5 ea

These Screw-Out Deck Plates are molded to the highest standards. Keep threads clean with hot, soapy water. Lubricate with Vaseline or Teflon grease. Constructed of UV resistant and antioxidant injection molded polypropylene. Installs with six #8 FH fasteners (not included). When installing, use silicone sealant on hull or deck surface. Available in black or white.

⚠WARNING: Cancer and Reproductive Harm - www.P65Warnings.ca.gov

**QUARTER-TURN DECK PLATE**

Injection Molded ABS

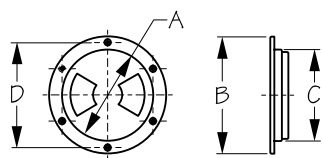


Bulk	Display	A	B	C	D	Color	Lid Texture	Fastener	Wt.(lb.)	Std. Pack
336140	336140-1	4-1/2"	6-1/8"	4-1/2"	5-3/8"	White	Smooth	#8 FH	.28	10 ea
336140G	n/a	4-1/2"	6-1/8"	4-1/2"	5-3/8"	Gray	Smooth	#8 FH	.28	10 ea
336145	336145-1	4-1/2"	6-1/8"	4-1/2"	5-3/8"	Black	Smooth	#8 FH	.28	10 ea
336150	336150-1	5-1/2"	6-3/4"	5-3/8"	6-1/8"	White	Smooth	#8 FH	.32	10 ea
336152	336152-1	5-1/2"	6-3/4"	5-3/8"	6-1/8"	White	Textured	#8 FH	.32	10 ea
336155	336155-1	5-1/2"	6-3/4"	5-3/8"	6-1/8"	Black	Smooth	#8 FH	.32	10 ea
336157	336157-1	5-1/2"	6-3/4"	5-3/8"	6-1/8"	Black	Textured	#8 FH	.32	10 ea
336160	336160-1	6-1/2"	8-1/8"	6-1/2"	7-3/8"	White	Smooth	#8 FH	.41	10 ea
336162	336162-1	6-1/2"	8-1/8"	6-1/2"	7-3/8"	White	Textured	#8 FH	.42	10 ea
336165	336165-1	6-1/2"	8-1/8"	6-1/2"	7-3/8"	Black	Smooth	#8 FH	.41	10 ea
336167	336167-1	6-1/2"	8-1/8"	6-1/2"	7-3/8"	Black	Textured	#8 FH	.42	10 ea
336180	336180-1	8-5/16"	9-7/8"	8-1/4"	8-15/16"	White	Smooth	#8 FH	.55	5 ea
336182	336182-1	8-5/16"	9-7/8"	8-1/4"	8-15/16"	White	Textured	#8 FH	.56	5 ea
336185	336185-1	8-5/16"	9-7/8"	8-1/4"	8-15/16"	Black	Smooth	#8 FH	.55	5 ea
336187	336187-1	8-5/16"	9-7/8"	8-1/4"	8-15/16"	Black	Textured	#8 FH	.56	5 ea
337198	337198-1	Deck plate lanyard - 12"							.01	10 ea / 5 ea
337199	n/a	Lid retaining strap - 8"							.01	10 ea

These Quarter-Turn Deck Plates feature a new locking system that prevents over tightening, jamming, or cross threading. Easy to open and close. A specially engineered lubricated gasket is used in conjunction with a knife edge for a leak tested seal. Avoid contact with acetone or strong solvents. Constructed of UV resistant injection molded ABS. Installs with six #8 FH fasteners (not included). Available in black or white, smooth or textured. Patent Pending.

- Special Order Requirements May Apply
- Custom Colors Available With Large Order

▲ **WARNING:** Cancer and Reproductive Harm - www.P65Warnings.ca.gov

**QUARTER-TURN DECK PLATE WITH INTERNAL COLLAR**

Injection Molded ABS



Bulk	Display	A	B	C	D	Color	Lid Texture	Fastener	Wt.(lb.)	Std. Pack
336340	336340-1	4-1/2"	6-1/8"	4-1/2"	5-3/8"	White	Smooth	#8 FH	.28	10 ea
336345	336345-1	4-1/2"	6-1/8"	4-1/2"	5-3/8"	Black	Smooth	#8 FH	.28	10 ea
336350	336350-1	5-1/2"	6-3/4"	5-3/8"	6-1/8"	White	Smooth	#8 FH	.32	10 ea
336352	336352-1	5-1/2"	6-3/4"	5-3/8"	6-1/8"	White	Textured	#8 FH	.32	10 ea
336355	336355-1	5-1/2"	6-3/4"	5-3/8"	6-1/8"	Black	Smooth	#8 FH	.32	10 ea
336357	336357-1	5-1/2"	6-3/4"	5-3/8"	6-1/8"	Black	Textured	#8 FH	.32	10 ea
336360	336360-1	6-1/2"	8-1/8"	6-1/2"	7-3/8"	White	Smooth	#8 FH	.41	10 ea
336362	336362-1	6-1/2"	8-1/8"	6-1/2"	7-3/8"	White	Textured	#8 FH	.42	10 ea
336365	336365-1	6-1/2"	8-1/8"	6-1/2"	7-3/8"	Black	Smooth	#8 FH	.41	10 ea
336367	336367-1	6-1/2"	8-1/8"	6-1/2"	7-3/8"	Black	Textured	#8 FH	.42	10 ea
336380	336380-1	8-5/16"	9-7/8"	8-1/4"	8-15/16"	White	Smooth	#8 FH	.55	10 ea
336382	336382-1	8-5/16"	9-7/8"	8-1/4"	8-15/16"	White	Textured	#8 FH	.56	10 ea
336385	336385-1	8-5/16"	9-7/8"	8-1/4"	8-15/16"	Black	Smooth	#8 FH	.55	10 ea
336387	336387-1	8-5/16"	9-7/8"	8-1/4"	8-15/16"	Black	Textured	#8 FH	.56	10 ea
337198	337198-1	Deck plate lanyard - 12"							.01	10 ea / 5 ea
337199	n/a	Lid Retaining strap - 8"							.01	10 ea

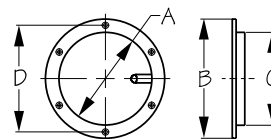
These Quarter-Turn Deck Plates feature a new locking system that prevents over tightening, jamming, or cross threading. An internal, molded-in collar on the bottom holds deck plate bags or other round containers. When installing, use silicone sealant on hull or deck surface. Keep threads clean with hot, soapy water. Lubricate with Vaseline or Teflon grease. Avoid contact with acetone or strong solvents. Constructed of UV resistant injection molded ABS. Installs with six #8 FH fasteners (not included). Available in black or white, smooth or textured.

▲ **WARNING:** Cancer and Reproductive Harm - www.P65Warnings.ca.gov



POP-OUT DECK PLATE

Injection Molded ABS



Bulk	Display	A	B	C	D	Color	Lid Texture	Fastener	Wt.(lb.)	Std. Pack
336262	336262-1	6-1/2"	8-1/8"	6-1/2"	7-3/8"	White	Textured	#8 FH	.58	10 ea
336267	n/a	6-1/2"	8-1/8"	6-1/2"	7-3/8"	Black	Textured	#8 FH	.58	10 ea
336282	336282-1	8-1/2"	10"	8-3/8"	9"	White	Textured	#8 FH	.83	5 ea
336285	n/a	8-1/2"	10"	8-3/8"	9"	Black	Smooth	#8 FH	.83	5 ea
336287	n/a	8-1/2"	10"	8-3/8"	9"	Black	Textured	#8 FH	.83	5 ea

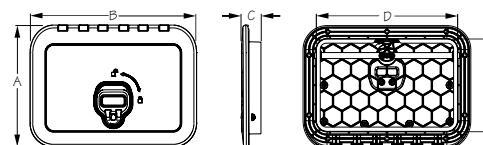
These Pop-Out Deck Plates feature an integrated, pop-up lever to make opening and closing a snap; no tools required. Rubber O-ring provides a watertight seal. Avoid contact with acetone or strong solvents. Constructed of UV resistant injection molded ABS for its structural strength, as well as weather and corrosion resistance. Installs with six #8 FH fasteners (not included). Available in black or white, smooth or textured. Patent Pending. Custom colors available.

⚠ WARNING: Cancer and Reproductive Harm - www.P65Warnings.ca.gov



TRIPLE LATCH RECTANGULAR MARINE HATCH

Injection Molded Polypropylene



Bulk	Display	A	B	C	D	E	Color	Fastener	Wt.(lb.)	Std. Pack
336520	336520-3	10-1/4"	14"	1-11/16"	11-13/16"	7-3/4"	White	#10 FH	1.92	1 ea
336525	336525-3	10-1/4"	14"	1-11/16"	11-13/16"	7-3/4"	Black	#10 FH	1.92	1 ea

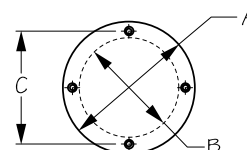
This Triple Latch Marine Deck Hatch features 3 locking points which when engaged cause the camming surface to pull the lid into the gasket creating a water tight seal. Constructed of injection molded polypropylene with a structural honeycomb lid for superior rigidity and strength. Non-slip textured surface. Can be mounted horizontally or vertically. Full length piano hinge for added strength and security. Interior opening is 11-1/8" X 7" and will accept group 24 series size batteries. Installs with ten #10 FH fasteners (not included). Available in black or white.

⚠ WARNING: Cancer and Reproductive Harm - www.P65Warnings.ca.gov



INSPECTION COVER

Injection Molded ABS



Bulk	Display	Color	A	B	C	Fastener	Wt.(lb.)	Std. Pack
337050	337050-1	Black	5-5/8"	4-1/4"	4-13/16"	#10 FH	.11	10 ea
337051	337051-1	White	5-5/8"	4-1/4"	4-13/16"	#10 FH	.11	10 ea
337052	n/a	Gray	5-5/8"	4-1/4"	4-13/16"	#10 FH	.11	10 ea

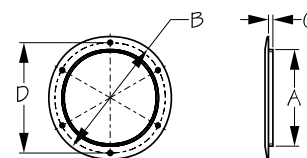
These screw mounted Inspection Covers offer an economical alternative to a screw out deck plate and are ideal for use in situations where access will be infrequent. These covers are a more secure option, requiring a screwdriver for removal. Use silicone sealant when installing for easier removal later. Avoid contact with acetone or strong solvents. Constructed of UV resistant injection molded ABS. Installs with four #10 FH fasteners (not included).

⚠ WARNING: Cancer and Reproductive Harm - www.P65Warnings.ca.gov



INSPECTION COVER

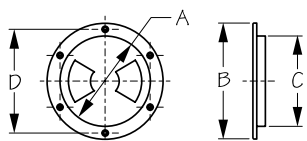
Injection Molded ABS



Bulk	Display	Color	A (Cutout)	B (Overall)	C	D	Fastener	Wt.(lb.)	Std. Pack
337060	n/a	Black	6-3/8"	8-1/8"	1/4"	7-5/16"	#8 FH	.46	10 ea
337061	n/a	White	6-3/8"	8-1/8"	1/4"	7-5/16"	#8 FH	.46	10 ea

These Inspection Covers offer an economical alternative to a screw out deck plate and are ideal for use in situations where access will be infrequent. These covers are a more secure option, requiring a screwdriver for removal. Use silicone sealant when installing for easier removal later. Avoid contact with acetone or strong solvents. Hole pattern matches our existing 6" Screw-Out Deck Plates. Constructed of UV resistant injection molded ABS. Installs with six #8 FH fasteners (not included).

⚠ WARNING: Cancer and Reproductive Harm - www.P65Warnings.ca.gov

**SCREW-OUT DECK PLATE**

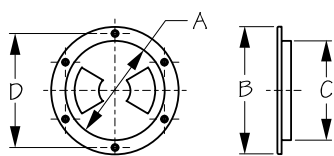
Injection Molded ABS



Bulk	Display	A	B	C	D	Color	Fastener	Wt.(lb.)	Std. Pack
337140	337140-1	4-7/16"	5-3/4"	4-1/2"	5-1/8"	White	#8 FH	.19	10 ea
337145	337145-1	4-7/16"	5-3/4"	4-1/2"	5-1/8"	Black	#8 FH	.19	10 ea
337150	337150-1	5-7/16"	6-3/4"	5-1/2"	6-1/8"	White	#8 FH	.25	10 ea
337155	337155-1	5-7/16"	6-3/4"	5-1/2"	6-1/8"	Black	#8 FH	.25	10 ea
337160	337160-1	6-1/2"	8-1/8"	6-1/2"	7-3/8"	White	#8 FH	.44	10 ea
337165	337165-1	6-1/2"	8-1/8"	6-1/2"	7-3/8"	Black	#8 FH	.44	10 ea
337198	337198-1	Deck plate lanyard - 12"						.01	10 ea / 5 ea
337199	n/a	Lid retaining strap - 8"						.01	10 ea

These Screw-Out Deck Plates are molded to the highest standards. Keep threads clean with hot soapy water. Lubricate with Vaseline or Teflon grease. Avoid contact with acetone or strong solvents. Constructed of UV resistant and antioxidant injection molded ABS. Installs with six #8 FH fasteners (not included). When installing, use silicone sealant on hull or deck surface. Available in black or white.

⚠WARNING: Cancer and Reproductive Harm - www.P65Warnings.ca.gov

**SCREW-OUT DECK PLATE WITH CLEAR COVER**

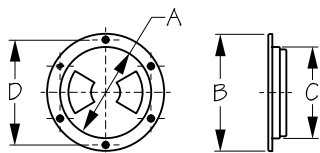
Injection Molded ABS/Polycarbonate



Bulk	Display	A	B	C	D	Color	Fastener	Wt.(lb.)	Std. Pack
337146	337146-1	4-7/16"	5-3/4"	4-1/2"	5-1/8"	Black	#8 FH	.22	10 ea
337161	337161-1	6-1/2"	8-1/8"	6-1/2"	7-3/8"	White	#8 FH	.44	10 ea
337198	337198-1	Deck plate lanyard - 12"						.01	10 ea / 5 ea
337199	n/a	Lid retaining strap - 8"						.01	10 ea

These Screw-Out Deck Plates feature a clear polycarbonate lid, allowing visual inspection of the watertight compartment without removing the lid. Lubricate with Vaseline or Teflon grease. Keep threads clean with hot, soapy water. Avoid contact with acetone or strong solvent. Constructed of UV resistant injection molded ABS and polycarbonate. Installs with six #8 FH fasteners (not included). When installing, use silicone sealant on hull or deck surface. Available in black or white.

⚠WARNING: Cancer and Reproductive Harm - www.P65Warnings.ca.gov

**SCREW-OUT DECK PLATE WITH INTERNAL COLLAR**

Injection Molded ABS



Bulk	Display	A	B	C	D	Color	Fastener	Wt.(lb.)	Std. Pack
337142	n/a	4-7/16"	5-3/4"	4-1/2"	5-1/8"	White	#8 FH	.18	10 ea
337152	n/a	5-7/16"	6-3/4"	5-1/2"	6-1/8"	White	#8 FH	.31	10 ea
337162	n/a	6-1/2"	8-1/8"	6-1/2"	7-3/8"	White	#8 FH	.46	10 ea
337199	n/a	Lid retaining strap - 8"						.01	10 ea
337198	337198-1	Deck plate lanyard - 12"						.01	10 ea / 5 ea

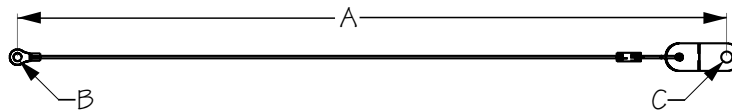
These Screw-Out Deck Plates are molded to the highest standards. An internal, molded-in collar on the bottom holds deck plate bags or other round containers. Lubricate with Vaseline or Teflon grease. Keep threads clean with hot, soapy water. Avoid contact with acetone or strong solvents. Constructed of UV resistant injection molded ABS. Installs with six #8 FH fasteners (not included). When installing, use silicone sealant on hull or deck surface. Available in black or white.

⚠WARNING: Cancer and Reproductive Harm - www.P65Warnings.ca.gov




DECK PLATE LANYARD

304 Stainless Steel



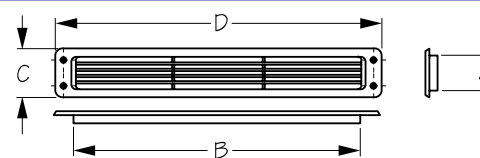
Bulk	Display	A	B	C	Wt.(lb.)	Std. Pack
337198	337198-1	12"	#6 RH	#10 RH	.01	10 ea / 5 ea

This Deck Plate Lanyard is designed to retain deck plate lids. Fits all Sea-Dog® Deck Plates. Constructed of corrosion resistant 304 stainless steel. Attaches to lid with #6 RH fastener (included) and to the interior hull with a #10 RH fastener (not included).



LOUVERED VENTILATORS

Injection Molded ABS



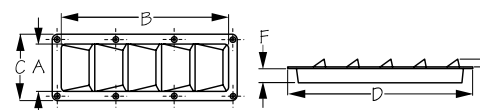
Bulk	Display	Color	A (Cutout Size)	B	C	D	Vent Area	Fastener	Wt.(lb.)	Std. Pack
337210	337210-1	White	1-7/8"	15-1/2"	2-5/8"	17-1/2"	18.56 in²	#8 FH	.26	10 ea
337211	337211-1	Black	1-7/8"	15-1/2"	2-5/8"	17-1/2"	18.56 in²	#8 FH	.26	10 ea

These Louvered Ventilators are designed to be used in conjunction with a collector box to facilitate air intake and exhaust. Avoid contact with acetone or strong solvents. Constructed of impact resistant injection molded ABS. Installs with four #8 FH fasteners (not included). Available in black or white. Interchangeable with Attwood® vent #1494.

⚠WARNING: Cancer and Reproductive Harm - www.P65Warnings.ca.gov

LOUVERED VENT

Injection Molded ABS



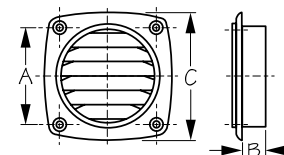
Bulk	Display	Color	A (Cutout Size)	B	C (Overall Size)	D	E	F	Wt.(lb.)	Std. Pack
337290	n/a	White	3-5/8"	12-1/8"	4-3/4"	13-1/4"	9/16"	1-1/16"	.35	1 ea
337291	n/a	Black	3-5/8"	12-1/8"	4-3/4"	13-1/4"	9/16"	1-1/16"	.35	1 ea

These Louvered Vents are designed to be used in conjunction with a collector box to facilitate air intake and exhaust. Avoid contact with acetone or strong solvents. Constructed of impact resistant injection molded ABS. Installs with eight #8 FH fasteners (not included). Available in black or white.

⚠WARNING: Cancer and Reproductive Harm - www.P65Warnings.ca.gov

THRU VENT

Injection Molded Polypropylene

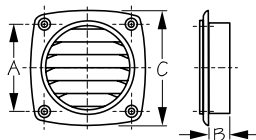


Bulk	Display	Color	A	B	C (Overall)	Hose/Hole Size	Vent Area	Fastener	Wt.(lb.)	Std. Pack
337310	n/a	White	2-13/16"	5/8"	3-11/16"	3"	3.04 in²	#8 FH	.07	10 ea
337320	n/a	Black	2-13/16"	5/8"	3-11/16"	3"	3.04 in²	#8 FH	.07	10 ea

These Thru Vents are designed for cabin or bilge ventilation. For use with 3" exhaust hose. Constructed of UV resistant injection molded polypropylene. Installs with four #8 FH fasteners (not included). Available in black or white. Vent area 3.04 in².

- Available in custom colors for large volume orders

⚠WARNING: Cancer and Reproductive Harm - www.P65Warnings.ca.gov

**THRU VENT-ABS**

Injected Molded ABS

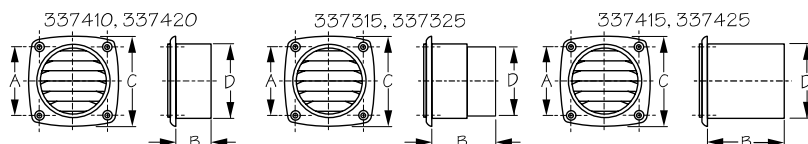


Bulk	Display	Color	A	B	C (Overall)	Hose/Hole Size	Vent Area	Fastener	Wt.(lb.)	Std. Pack
337311	n/a	White	2-13/16"	5/8"	3-11/16"	3"	3.04 in ²	#8 FH	.07	10 ea
337321	n/a	Black	2-13/16"	5/8"	3-11/16"	3"	3.04 in ²	#8 FH	.07	10 ea

These Thru Vents are designed for cabin or bilge ventilation. For use with 3" exhaust hose. Avoid contact with acetone or strong solvents. Constructed of UV and impact resistant injection molded ABS. Installs with four #8 FH fasteners (not included). Available in black or white. Vent area 3.04 in².

- Available in custom colors for large volume orders

▲WARNING: Cancer and Reproductive Harm - www.P65Warnings.ca.gov

**HOSE THRU VENT**

Injection Molded ABS

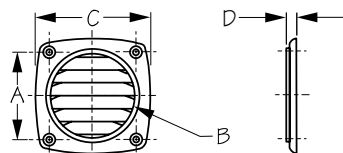


Bulk	Display	Color	A	B	C (Overall)	D (Hose/Hole Size)	Vent Area	Fastener	Wt.(lb.)	Std. Pack
337325	n/a	Black	2-13/16"	2-7/16"	3-11/16"	3"/3-1/8"	3.04 in ²	#8 FH	.16	10 ea
337420	n/a	Black	3-9/16"	1-3/8"	4-15/16"	4"	4.05 in ²	#8 FH	.19	10 ea
337425	n/a	Black	3-9/16"	3"	4-15/16"	4"	4.05 in ²	#8 FH	.27	10 ea
337315	n/a	White	2-13/16"	2-7/16"	3-11/16"	3"/3-1/8"	3.04 in ²	#8 FH	.16	10 ea
337410	n/a	White	3-9/16"	1-3/8"	4-15/16"	4"	4.05 in ²	#8 FH	.19	10 ea
337415	n/a	White	3-9/16"	3"	4-15/16"	4"	4.05 in ²	#8 FH	.27	10 ea

These Hose Thru Vents are designed for cabin or bilge ventilation. For use with 3" or 4" exhaust hose. Avoid contact with acetone or strong solvents. Constructed of UV resistant injection molded ABS. Installs with four #8 FH fasteners (not included). Available in black or white.

- Available in custom colors for large volume orders

▲WARNING: Cancer and Reproductive Harm - www.P65Warnings.ca.gov

**FLUSH THRU VENT**

Injection Molded ABS

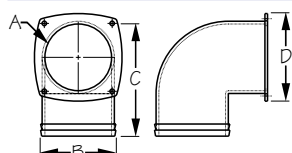


Bulk	Display	Color	A	B	C (Overall)	D	Hose/Hole Size	Vent Area	Wt.(lb.)	Std. Pack
337326	337326-1	Black	2-13/16"	2-3/4"	3-11/16"	5/16"	Up to 3"	3.04 in ²	.07	10 ea
337426	337426-1	Black	3-9/16"	3-3/4"	4-15/16"	5/16"	Up to 4"	4.05 in ²	.09	10 ea
337316	337316-1	White	2-13/16"	2-3/4"	3-11/16"	5/16"	Up to 3"	3.04 in ²	.07	10 ea
337416	337416-1	White	3-9/16"	3-3/4"	4-15/16"	5/16"	Up to 4"	4.05 in ²	.09	10 ea

These Flush Thru Vents are designed for cabin or bilge ventilation. For use with 3" or 4" exhaust hose. Avoid contact with acetone or strong solvents. Constructed of UV resistant injection molded ABS. Installs with four #8 FH fasteners (not included).

- Available in custom colors for large volume orders

▲WARNING: Cancer and Reproductive Harm - www.P65Warnings.ca.gov

**HOSE VENT ELBOW**

Injection Molded ABS



Bulk	Display	A	B (Hose Size)	C	D	Wt.(lb.)	Std. Pack
337350	n/a	2-3/4"	3"	2-13/16"	3-11/16"	.25	1 ea

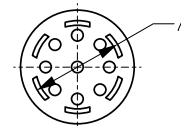
This Hose Vent Elbow is for use with 3" hose vents to create a 90° bend. Constructed of impact resistant injection molded ABS. Installs with four #8 FH fasteners (not included). Installation hole pattern matches Flush Thru Vents (337316, 337326, and 337590).

▲WARNING: Cancer and Reproductive Harm - www.P65Warnings.ca.gov



VENT PLUG

Injection Molded Nylon



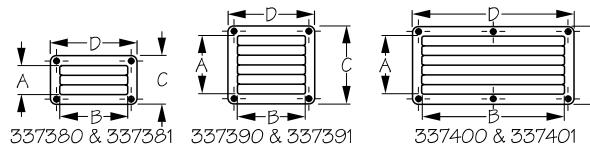
Bulk	Display	A	Vent Area	Per Pack	Color	Wt.(lb.)	Std. Pack
n/a	337360-1	1"	0.11 in ²	4	Natural	.02	5 sets

This Vent Plug is designed to press fit into a 1" diameter round hole. Ideal for venting areas that may be subjected to heat or moisture build-up. Constructed of UV resistant injection molded nylon. Vent area 0.11 in². Four per set.



LOUVERED VENT

Injection Molded ABS



Bulk	Display	A (Cutout Size)	B	C (Overall Size)	D	Color	Vent Area	Fastener	Wt.(lb.)	Std. Pack
337380	337380-1	1-7/8"	4-1/4"	3"	5-1/2"	Black	3.33 in ²	#8 FH	.10	10 ea
337390	337390-1	3-11/16"	4-1/4"	4-7/8"	5-1/2"	Black	6.65 in ²	#8 FH	.16	10 ea
337400	337400-1	3-11/16"	9"	4-7/8"	10-1/8"	Black	13.30 in ²	#8 FH	.30	10 ea
337381	337381-1	1-7/8"	4-1/4"	3"	5-1/2"	White	3.33 in ²	#8 FH	.10	10 ea
337391	337391-1	3-11/16"	4-1/4"	4-7/8"	5-1/2"	White	6.65 in ²	#8 FH	.16	10 ea
337401	337401-1	3-11/16"	9"	4-7/8"	10-1/8"	White	13.30 in ²	#8 FH	.30	10 ea

These Louvered Vents are designed to promote air circulation and prevent mold, mildew, and unpleasant odors. Ideal for cabin doors, lockers, dock boxes, etc. Avoid contact with acetone or strong solvents. Constructed of UV resistant injection molded ABS. Installs with #8 FH fasteners (not included). Available in black or white.

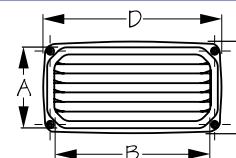
- Available in custom colors for large volume orders

⚠WARNING: Cancer and Reproductive Harm - www.P65Warnings.ca.gov



LOUVERED VENT

Injection Molded ABS



Bulk	Display	Color	A (Cutout Size)	B	C (Overall Size)	D	Vent Area	Fastener	Wt.(lb.)	Std. Pack
337500	n/a	Black	2-15/16"	6-7/8"	3-7/8"	7-7/8"	8.02 in ²	#8 FH	.17	10 ea
337501	n/a	White	2-15/16"	6-7/8"	3-7/8"	7-7/8"	8.02 in ²	#8 FH	.17	10 ea

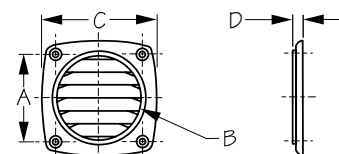
These Louvered Vents are designed to promote air circulation and prevent mold, mildew, and unpleasant odors. Ideal for cabin doors, lockers, dock boxes, etc. Avoid contact with acetone or strong solvents. Constructed of UV resistant injection molded ABS. Installs with four #8 FH fasteners (not included). Available in black or white.

⚠WARNING: Cancer and Reproductive Harm - www.P65Warnings.ca.gov



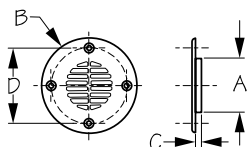
FLUSH THRU VENT

Investment Cast 316 Stainless Steel




Bulk	Display	A	B	C (Overall)	D	Hose/Hole Size	Vent Area	Fastener	Wt.(lb.)	Std. Pack
337590	337590-1	2-7/8"	2-7/8"	3-7/8"	5/16"	Up to 3"	3.04 in ²	#8 FH	.46	1 ea

This Flush Thru Vent is designed for cabin or bilge ventilation. For use with 3" exhaust hose. Constructed of corrosion resistant investment cast 316 stainless steel. Installs with four #8 FH fasteners (not included).

**DECK DRAIN**

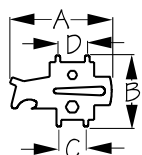
Injection Molded ABS



Bulk	Display	Color	A (Cutout)	B (Overall)	C	D	Vent Area	Fastener	Wt.(lb.)	Std. Pack
340020	340020-1	Black	2-1/2"	4-3/16"	1/4"	3-3/8"	1.70 in ²	#10 FH	.08	10 ea
340040	340040-1	Black	4"	5-5/8"	1/4"	4-13/16"	4.60 in ²	#10 FH	.15	10 ea
340021	340021-1	White	2-1/2"	4-3/16"	1/4"	3-3/8"	1.70 in ²	#10 FH	.08	10 ea
340041	340041-1	White	4"	5-5/8"	1/4"	4-13/16"	4.60 in ²	#10 FH	.15	10 ea
340022	n/a	Gray	2-1/2"	4-3/16"	1/4"	3-3/8"	1.70 in ²	#10 FH	.08	10 ea
340042	n/a	Gray	4"	5-5/8"	1/4"	4-13/16"	4.60 in ²	#10 FH	.15	10 ea

These Deck Drains are designed to drain water from cabin soles of bass, pontoon, and other open deck boats. Can be used to vent lockers, refrigerator cabinets, or as a grille for enclosed horns and speakers. Avoid contact with acetone or strong solvents. Constructed of UV resistant injection molded ABS. Installs with four #10 FH fasteners (not included).

⚠WARNING: Cancer and Reproductive Harm - www.P65Warnings.ca.gov

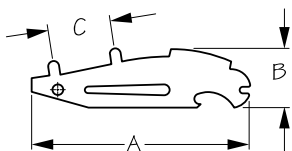
**UNIVERSAL DECK FILL KEY**

Stamped 304 Stainless Steel



Bulk	Display	A	B	C	D	Wt.(lb.)	Std. Pack
335690	335690-1	4"	2-3/4"	1-1/16"	1-3/16"	.13	10 ea

This Universal Deck Fill Key fits all Sea-Dog® Fuel Fills as well as most other competitors fills. A multi-purpose tool that also functions as a shackle key, bottle opener, straight blade screwdriver, plus 5/16" and 7/16" hex head wrenches. Constructed of corrosion resistant stamped 304 stainless steel.

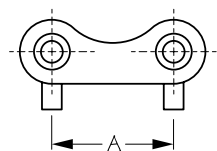
**UNIVERSAL DECK FILL KEY - SMALL**

Stamped 304 Stainless Steel



Bulk	Display	A	B	C	Wt.(lb.)	Std. Pack
335695	335695-1	4"	1-1/16"	1-1/8"	.06	10 ea

Universal Deck Fill Key fits most deck fills and includes a bottle opener and shackle key. Constructed of corrosion resistant stamped 304 stainless steel.

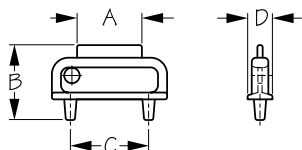
**DECK FILL KEY**

Investment Cast 316 Stainless Steel



Bulk	Display	A	Wt.(lb.)	Std. Pack
351399	351399-1	1-3/16"	.04	10 ea

Deck Fill Key is for use with all Fill Caps with 1-3/16" holes on center. Fits all cast stainless steel Sea-Dog® Deck Fill Caps (351320-351331 and 351350-351353). Constructed of corrosion resistant investment cast 316 stainless steel.

**DECK FILL KEY**

Injection Molded Nylon Glass Filled



Bulk	Display	A	B	C	D	Wt.(lb.)	Std. Pack
357399	357399-1	1"	1-1/8"	1-3/16"	3/8"	.01	10 ea

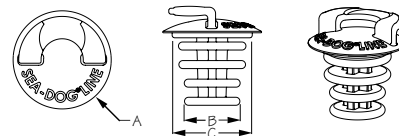
Deck Fill Key is for use with all Fill Caps featuring 1-3/16" holes on center. Constructed of UV resistant injection molded nylon.

⚠WARNING: Cancer and Reproductive Harm - www.P65Warnings.ca.gov



EMERGENCY DECK FILL PLUG

Nitrile-Buna Rubber



Bulk	Display	A	B	C	Wt.(lb.)	Std. Pack
357390	357390-1	2-3/8"	1-5/16"	1-7/8"	.05	10 ea
n/a	357390-5	POP Display-10 pcs.			.50	1 ea

This Emergency Deck Fill Plug is a must for any vessel. Fits most 1-1/2" hose deck fills in the event you lose your cap. For temporary use only until you can replace your OEM cap. Constructed of fuel resistant Nitrile-Buna rubber.

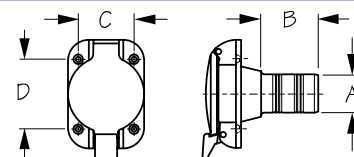


⚠WARNING: Cancer and Reproductive Harm - www.P65Warnings.ca.gov



FLIP TOP HOSE GAS FILL

Investment Cast 316 Stainless Steel



Bulk	Display	Marking	A	B	C	D	Fastener	Wt.(lb.)	Std. Pack
351100	n/a	Gas	2" Hose	2-1/2"	2-3/16"	2-3/4"	#10 FH	2.07	1 ea
351110	n/a	Gas	1-1/2" Hose	3"	2-3/16"	2-3/4"	#10 FH	2.04	1 ea
351119	n/a	Stainless Lever & Cap Rebuild Kit						.04	1 ea

Flip Top Hose Gas Fill features a convenient thumb latch to open the fill. Hinged lid guarantees cap will not fall overboard. Constructed of corrosion resistant investment cast 316 stainless steel. Installs with four #10 FH fasteners (not included). USCG regulations require bonding wire to prevent sparking.

Stainless Lever & Cap Rebuild Kit (351119, pictured below) contains: 1 Lever, 1 Lever Spring, 2 Pivot Pins, 1 Cotter Pin, 1 Cap Spring, and 1 Gasket/Washer.

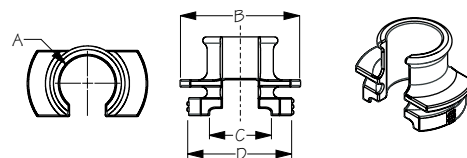


⚠WARNING: Cancer and Reproductive Harm - www.P65Warnings.ca.gov




HOSE KLIP™ - WATER HOSE LOCK FOR DECK FILLS

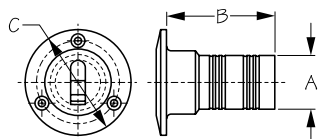
Injection Molded Nylon



Bulk	Display	A	B	C	D	Wt.(lb.)	Std. Pack
357393	357393-1	1"	1-3/4"	1-5/16"	1-9/16"	.02	10 ea
n/a	357393-5	POP Display-20 pcs.				.40	1 ea

WINNER OF THE 2020 IBEX INNOVATION AWARD! Hose Klip™ Water Hose Lock stops your hose from coming out of the deck fill during filling. Compression fitting locks into place for hands free operation. Fits most 1-1/2" deck fills. Patented.



**HOSE DECK FILL WITH KEYLESS CAP**

Investment Cast 316 Stainless Steel/Injection Molded Nylon Glass Filled

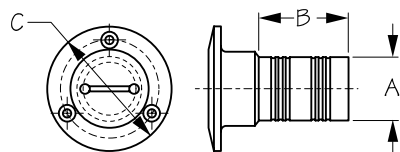


Bulk	Display	Cap Marking	Cap Color	A	B	C	Fastener	Wt.(lb.)	Std. Pack
351310	n/a	Gas	Red	1-1/2" Hose	3"	3"	#10 FH	.75	1 ea
351311	351311-1	Diesel	Green	1-1/2" Hose	3"	3"	#10 FH	.75	1 ea
351312	351312-1	Water	Blue	1-1/2" Hose	3"	3"	#10 FH	.75	1 ea
351313	351313-1	Waste	Black	1-1/2" Hose	3"	3"	#10 FH	.75	1 ea
n/a	357090-1	Gas	Red	Replacement Cap				.08	5 ea
n/a	357091-1	Diesel	Green	Replacement Cap				.08	5 ea
n/a	357093-1	Water	Blue	Replacement Cap				.08	5 ea
n/a	357094-1	Waste	Black	Replacement Cap				.08	5 ea
351300	351300-1	None (Body Only) for 1-1/2" Hose						.67	1 ea
OP35701	n/a	Replacement O-Ring for 1-1/2" Deck Fills						.01	10 ea
351349	n/a	Flange Gasket for 1-1/2" Deck Fills						.02	10 ea

These Hose Deck Fills with Keyless Caps have a built-in key for easy cap removal. The key can be locked in the upright position to open or close the fill and then recessed into the cap for a flush surface. Cap diameter 1-7/8", thread pitch 11-1/2 NPSM straight. Caps are color-coded for easy deck fill identification, eliminating dangerous and potentially costly problems caused by misidentification. All fills and replacement caps (except waste) include attachment chain. Constructed of corrosion resistant investment cast 316 stainless steel with molded fiberglass filled nylon cap. Installs with three #10 FH fasteners (not included). USCG regulations require bonding wire to prevent sparking. Gasket sold separately (351349).

- Black Caps With All Marking Available Through Special Order
- Special Order Requirements May Apply
- Custom Colors Available With Large Order

⚠ WARNING: Cancer and Reproductive Harm - www.P65Warnings.ca.gov

**HOSE DECK FILL**

Investment Cast 316 Stainless Steel



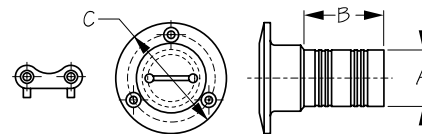
Bulk	Display	Body Marking	A	B	C	Fastener	Wt.(lb.)	Std. Pack
351320	351320-1	Gas	1-1/2" Hose	3"	3"	#10 FH	.86	1 ea
351321	351321-1	Diesel	1-1/2" Hose	3"	3"	#10 FH	.83	1 ea
351322	351322-1	Water	1-1/2" Hose	3"	3"	#10 FH	.85	1 ea
351323	351323-1	Waste	1-1/2" Hose	3"	3"	#10 FH	.85	1 ea
351300	351300-1	None (Body Only) for 1-1/2" Hose					.67	1 ea
351330	n/a	Gas	2" Hose	3-1/4"	3-7/16"	#10 FH	1.12	1 ea
351331	n/a	Diesel	2" Hose	3-1/4"	3-7/16"	#10 FH	1.12	1 ea
351400	n/a	None (Body Only)	2" Hose	3-1/4"	3-7/16"	#10 FH	.90	1 ea
n/a	351390-1	Replacement Cap	1-1/2" Hose				.22	5 ea
351391	351391-1	Replacement Cap	2" Hose				.24	5 ea
OP35701	n/a	Replacement O-Ring for 1-1/2" Deck Fills					.01	10 ea
351399	351399-1	Deck Fill Key - Stainless					.04	10 ea
357399	357399-1	Deck Fill Key - Nylon					.01	10 ea
351349	n/a	Flange Gasket for 1-1/2" Deck Fills					.02	10 ea

These Hose Deck Fills feature a slotted cap which requires a key to open and close for extra security. 1-1/2" hose deck fill cap diameter 1-7/8", thread pitch 11-1/2 NPSM straight. 2" hose deck fill cap diameter 2-1/8", thread pitch 11-1/2 NPSM straight. All fills and replacement caps (except waste) include attachment chain. Constructed of corrosion resistant investment cast 316 stainless steel. Installs with three #10 FH fasteners (not included). USCG regulations require bonding wire to prevent sparking. Gasket sold separately (351349).

⚠ WARNING: Cancer and Reproductive Harm - www.P65Warnings.ca.gov

**HOSE DECK FILL WITH KEY**

Investment Cast 316 Stainless Steel



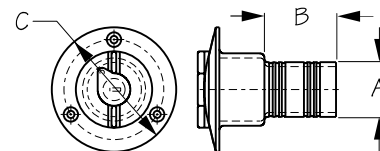
Bulk	Display	Body Marking	A	B	C	Fastener	Wt.(lb.)	Std. Pack
351320K	n/a	Gas	1-1/2" Hose	3"	3"	#10 FH	.90	1 ea
351322K	n/a	Water	1-1/2" Hose	3"	3"	#10 FH	.90	1 ea
n/a	351390-1	Replacement Cap	1-1/2" Hose				.22	5 ea
351300	351300-1	None (Body Only) for 1-1/2" Hose					.67	1 ea
OP35701	n/a	Replacement O-Ring for 1-1/2" Deck Fills					.01	10 ea
351349	n/a	Flange Gasket for 1-1/2" Deck Fills					.02	10 ea

These Hose Deck Fills include a stainless Deck Fill Key (351399) necessary to open and close the slotted cap. Cap diameter 1-7/8", thread pitch 11-1/2 NPSM straight. Includes attachment chain. Constructed of corrosion resistant investment cast 316 stainless steel. Installs with three #10 FH fasteners (not included). USCG regulations require bonding wire to prevent sparking. Gasket sold separately (351349).

⚠ **WARNING:** Cancer and Reproductive Harm - www.P65Warnings.ca.gov

**LOCKING HOSE DECK FILL**

Investment Cast 316 Stainless Steel



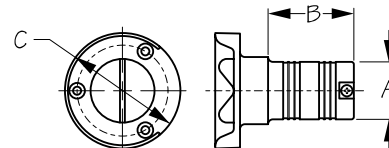
Bulk	Display	Body Marking	A	B	C	Fastener	Wt.(lb.)	Std. Pack
351320L	351320L-1	Gas	1-1/2" Hose	3-1/4"	3-7/16"	#10 FH	1.25	1 ea
351321L	351321L-1	Diesel	1-1/2" Hose	3-1/4"	3-7/16"	#10 FH	1.25	1 ea
351322L	n/a	Water	1-1/2" Hose	3-1/4"	3-7/16"	#10 FH	1.25	1 ea
351330L	n/a	Gas	2" Hose	3-1/4"	3-7/16"	#10 FH	1.35	1 ea
351331L	n/a	Diesel	2" Hose	3-1/4"	3-7/16"	#10 FH	1.35	1 ea
OP35105	n/a	Replacement Attachment Cable					.05	5 ea
n/a	351391-1	Replacement Non-Locking Cap					.24	5 ea

These Locking Hose Deck Fills feature a locking cap to prevent fuel theft. Cap spins freely when in the locked position. To unlock the cap, turn key until key hole is inline with the cap tabs (shown in photo). Cap diameter 2-1/8", thread pitch 11-1/2 NPSM straight. Color-coded with international symbols for easy deck fill identification. Includes two keys and cap attachment cable. Constructed of corrosion resistant investment cast 316 stainless steel for long term durability. Installs with three #10 FH fasteners (not included). USCG regulations require bonding wire to prevent sparking.

⚠ **WARNING:** Cancer and Reproductive Harm - www.P65Warnings.ca.gov

**HOSE DECK FILL WITH GUARD**

Investment Cast 316 Stainless Steel



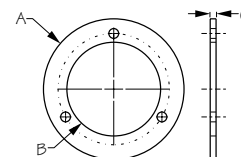
Bulk	Display	Body Marking	A	B	C	Fastener	Wt.(lb.)	Std. Pack
351340	351340-1	Gas	1-1/2" Hose	3"	3"	#10 FH	.84	1 ea
351393	351393-1	Replacement Cap					.21	5 ea
351349	n/a	Flange Gasket for 1-1/2" Deck Fills					.02	10 ea

These Hose Deck Fills with Splash Guards feature a cap attachment chain and easy-to-use tabs for key-less operation (no deck plate key required). Cap diameter 1-11/16", thread pitch 12 SAE. Fits 1-1/2" ID hose. Constructed of corrosion resistant investment cast 316 stainless steel. Installs with three #10 FH fasteners (not included). USCG regulations require bonding wire to prevent sparking. Gasket sold separately (351349).

⚠ **WARNING:** Cancer and Reproductive Harm - www.P65Warnings.ca.gov

**DECK FILL GASKET FOR 1-1/2" FILLS**

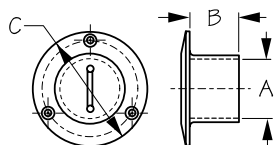
Neoprene Rubber



Bulk	Display	A	B	C	Fastener	Wt.(lb.)	Std. Pack
351349	n/a	3"	2"	1/8"	#10 FH	.02	10 ea

Fits most 1-1/2", three fastener hole deck fills. (Exceptions: locking version 351320L & plastic black body, 357000-1).

⚠ **WARNING:** Cancer and Reproductive Harm - www.P65Warnings.ca.gov

**PIPE DECK FILL**

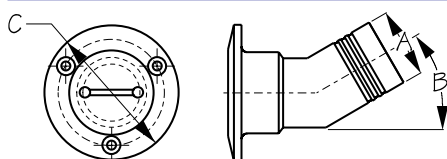
Investment Cast 316 Stainless Steel



Bulk	Display	Body Marking	A (Thread Pitch)	B	C	Fastener	Wt.(lb.)	Std. Pack
351350	351350-1	Gas	1-1/2" - 11-1/2 NPSM	1-1/2"	3-7/16"	#10 FH	.75	1 ea
351351	351351-1	Diesel	1-1/2" - 11-1/2 NPSM	1-1/2"	3-7/16"	#10 FH	.75	1 ea
351352	351352-1	Water	1-1/2" - 11-1/2 NPSM	1-1/2"	3-7/16"	#10 FH	.75	1 ea
351353	351353-1	Waste	1-1/2" - 11-1/2 NPSM	1-1/2"	3-7/16"	#10 FH	.75	1 ea
n/a	351391-1	Replacement Cap (351350-351353)					.24	5 ea
351399	351399-1	Deck Fill Key - Stainless					.04	10 ea
357399	357399-1	Deck Fill Key - Nylon					.01	10 ea

These Pipe Deck Fills are designed to be used in conjunction with 1-1/2" - 11-1/2 NPSM straight threaded pipe. Cap diameter 2-1/8", thread pitch 11-1/2 NPSM straight. All fills and replacement caps (except waste) include attachment chain. Constructed of corrosion resistant investment cast 316 stainless steel. Installs with three #10 FH fasteners (not included). USCG regulations require bonding wire to prevent sparking.

⚠WARNING: Cancer and Reproductive Harm - www.P65Warnings.ca.gov

**ANGLED HOSE DECK FILL**

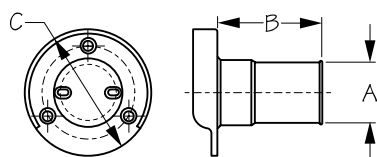
Investment Cast 316 Stainless Steel



Bulk	Display	Body Marking	A	B	C	Fastener	Wt.(lb.)	Std. Pack
351520	n/a	Gas	1-1/2" Hose	30°	3"	#10 FH	.86	1 ea
351521	n/a	Diesel	1-1/2" Hose	30°	3"	#10 FH	.83	1 ea
351522	n/a	Water	1-1/2" Hose	30°	3"	#10 FH	.85	1 ea
351523	n/a	Waste	1-1/2" Hose	30°	3"	#10 FH	.85	1 ea
351500	n/a	None (Body Only)	1-1/2" Hose	30°	3"	#10 FH	.67	1 ea
351620	n/a	Gas	2" Hose	30°	3-7/16"	#10 FH	1.12	1 ea
351621	n/a	Diesel	2" Hose	30°	3-7/16"	#10 FH	1.12	1 ea
OP35701	n/a	Replacement O-Ring for 1-1/2" Deck Fills					.01	10 ea
n/a	351390-1	Replacement Cap (351520-351523)					.22	5 ea
n/a	351391-1	Replacement Cap (351620-351621)					.24	5 ea
OP35105	n/a	Replacement Cap Attachment Cable					.05	5 ea
351399	351399-1	Deck Fill Key - Stainless					.04	10 ea
357399	357399-1	Deck Fill Key - Nylon					.01	10 ea
351349	n/a	Flange Gasket for 1-1/2" Deck Fills					.02	10 ea

These 30° Angled Hose Deck Fills feature a slotted cap which requires a key to open and close for extra security. 1-1/2" hose deck fill cap diameter 1-7/8", thread pitch 11-1/2 NPSM straight. 2" hose deck fill cap diameter 2-1/8", thread pitch 11-1/2 NPSM straight. All fills and replacement caps (except waste) include attachment cable (OP35105). Constructed of investment cast 316 stainless steel. Installs with three #10 FH fasteners (not included). USCG regulations require bonding wire to prevent sparking. Gasket sold separately (351349).

⚠WARNING: Cancer and Reproductive Harm - www.P65Warnings.ca.gov

**HOSE DECK FILL WITH SPLASH GUARD**

Die Cast Zinc Chrome Plated



Bulk	Display	Marking	A	B	C	Fastener	Wt.(lb.)	Std. Pack
351750	351750-1	Gas	1-1/2" Hose	2-9/16"	3-1/8"	#10 FH	.55	1 ea
n/a	351755-1	Replacement Cap (351750, 351750-1)					.10	10 ea
351349	n/a	Flange Gasket for 1-1/2" Deck Fills					.02	10 ea

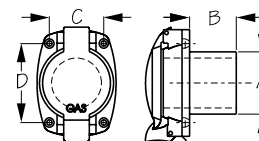
This Hose Deck Fill with Splash Guard features a cap with easy-to-use tabs for keyless operation (no deck plate key required). Cap diameter 1-11/16", thread pitch 12 SAE. Fits 1-1/2" ID hose. Includes attachment chain. Constructed of chrome plated die cast zinc. Installs with three #10 FH fasteners (not included). USCG regulations require bonding wire to prevent sparking. Includes Flange Gasket (351349).

⚠WARNING: Cancer and Reproductive Harm - www.P65Warnings.ca.gov



FLIP TOP HOSE GAS FILL

Cast Aluminum



Bulk	Display	Marking	A	B	C	D	Fastener	Wt.(lb.)	Std. Pack
351800	n/a	Gas	2" Hose	1-1/2"	1-3/4"	2-1/2"	#10 FH	.57	1 ea

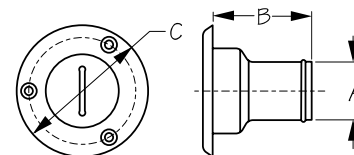
Flip Top Hose Gas Fill features a convenient thumb latch to open the fill. Hinged lid guarantees cap will not fall overboard. Constructed of cast aluminum, making it ideal for aluminum hull boats. Installs with four #10 FH fasteners (not included). USCG regulations require bonding wire to prevent sparking.

⚠WARNING: Cancer and Reproductive Harm - www.P65Warnings.ca.gov



HOSE DECK FILL WITH SLOTTED CAP

Injection Molded Nylon Glass Filled



Bulk	Display	Body Color	Cap Marking	Cap Color	A	B	C	Fastener	Wt.(lb.)	Std. Pack
357010	357010-1	Black	Gas	Red	1-1/2" Hose	2-1/2"	3-3/8"	#10 FH	.21	1 ea
357011	357011-1	Black	Diesel	Green	1-1/2" Hose	2-1/2"	3-3/8"	#10 FH	.21	1 ea
357013	357013-1	Black	Water	Blue	1-1/2" Hose	2-1/2"	3-3/8"	#10 FH	.21	1 ea
357014	357014-1	Black	Waste	Black	1-1/2" Hose	2-1/2"	3-3/8"	#10 FH	.21	1 ea
n/a	357000-1	Black	n/a	Body Only	1-1/2" Hose	2-1/2"	3-3/8"	#10 FH	.15	1 ea
n/a	357015-1	Red - Gas Replacement Cap							.06	1 ea
n/a	357016-1	Green - Diesel Replacement Cap							.06	1 ea
n/a	357017-1	Blue - Water Replacement Cap							.06	1 ea
n/a	357018-1	Black - Waste Replacement Cap							.06	1 ea
351399	351399-1	Deck Fill Key - Stainless							.04	10 ea
357399	357399-1	Deck Fill Key - Nylon							.01	10 ea
OP35701	n/a	Replacement O-Ring for 1-1/2" Deck Fills							.01	10 ea

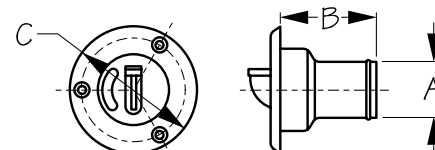
These Hose Deck Fills feature a slotted cap which requires a key to open and close. Cap diameter 1-7/8", thread pitch 11-1/2 NPSM straight. Caps are color-coded for easy identification, eliminating dangerous and potentially costly problems caused by misidentification. All fills and replacement caps (except waste) include attachment chain. Constructed of fiberglass filled injection molded nylon. These fills contain no metal and do not require grounding to the boat's electrical system. Installs with three #10 FH fasteners (not included). Black caps with all markings are available through special order. Special order requirements may apply. Custom colors available with large orders.

⚠WARNING: Cancer and Reproductive Harm - www.P65Warnings.ca.gov



HOSE DECK FILL WITH KEYLESS CAP

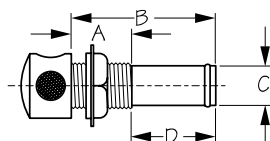
Injection Molded Nylon Glass Filled



Bulk	Display	Body Color	Cap Marking	Cap Color	A	B	C	Fastener	Wt.(lb.)	Std. Pack
357030	357030-1	Black	Gas	Red	1-1/2" Hose	2-1/2"	3-3/8"	#10 FH	.22	1 ea
357031	357031-1	Black	Diesel	Green	1-1/2" Hose	2-1/2"	3-3/8"	#10 FH	.22	1 ea
357032	357032-1	Black	Oil	Black	1-1/2" Hose	2-1/2"	3-3/8"	#10 FH	.22	1 ea
357033	357033-1	Black	Water	Blue	1-1/2" Hose	2-1/2"	3-3/8"	#10 FH	.22	1 ea
357034	357034-1	Black	Waste	Black	1-1/2" Hose	2-1/2"	3-3/8"	#10 FH	.22	1 ea
n/a	357092-1	Black - Oil Replacement Cap							.08	5 ea
n/a	357090-1	Red - Gas Replacement Cap							.08	5 ea
n/a	357091-1	Green - Diesel Replacement Cap							.08	5 ea
n/a	357093-1	Blue - Water Replacement Cap							.08	5 ea
n/a	357094-1	Black - Waste Replacement Cap							.08	5 ea
n/a	357000-1	Black (Body Only)							.15	1 ea
OP35701	n/a	Replacement O-Ring for 1-1/2" Deck Fills							.01	10 ea

These Hose Deck Fills feature a built-in key for easy cap removal. Lock the key in the upright position to open or close or recess the key into the cap for a flush surface. Cap diameter 1-7/8", thread pitch 11-1/2 NPSM straight. Caps are color-coded for easy identification, eliminating dangerous and potentially costly problems caused by misidentification. All fills and replacement caps (except waste) include attachment chain. Constructed of fiberglass filled injection molded nylon. These fills contain no metal and do not require grounding to the boat's electrical system. Installs with three #10 FH fasteners (not included). Will not work with pressurized oil injection systems. Connect deck fill to reservoir via hose (not included). Black caps with all markings are available through special order. Special order requirements may apply. Custom colors available with large orders.

⚠WARNING: Cancer and Reproductive Harm - www.P65Warnings.ca.gov

**GAS TANK VENT**

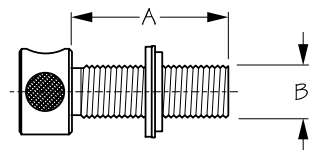
Machined Brass Chrome Plated



Bulk	Display	A	B	C	D	Wt.(lb.)	Std. Pack
352010	352010-1	15/16"	2-1/4"	5/8" Hose	1-5/16"	.21	10 ea

This Gas Tank Vent provides the needed air flow to maintain proper fuel flow while filling and during use. Vents compensate for changes in tank level due to consumption, as well as temperature related expansion and contraction. Designed to prevent vacuum build up during use, which can disrupt fuel delivery. They also double as a pressure release valve for the gas tank. Helps prevent fuel spills, blow-back, and ensures fumes vent outboard instead of inside the boat. Two screens provide a barrier to keep unwanted contaminants from entering the tank. An integral 5/8" hose barb securely connects vent hose. Constructed of chrome plated machined brass.

⚠ WARNING: Cancer and Reproductive Harm - www.P65Warnings.ca.gov

**GAS TANK VENT - ALL THREAD**

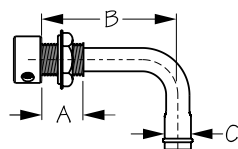
Machined Brass Chrome Plated



Bulk	Display	A	B	Wt.(lb.)	Std. Pack
352020	352020-1	1-13/16"	5/8"-18 NF	.21	10 ea

This All Thread Gas Tank Vent provides the needed air flow to maintain proper fuel flow while filling and during use. Vents compensate for changes in tank level due to consumption, as well as temperature related expansion and contraction. Designed to prevent vacuum build-up during use, which can disrupt fuel delivery they also double as a pressure release valve for the gas tank. Helps prevent fuel spills, blow-back, and ensures fumes vent outboard instead of inside the boat. Integral 5/8"-18 NF threads to securely connect vent hose. Constructed of chrome plated machined brass.

⚠ WARNING: Cancer and Reproductive Harm - www.P65Warnings.ca.gov

**GAS TANK VENT 90°**

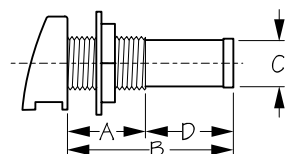
Machined Brass Chrome Plated



Bulk	Display	A	B	C	Wt.(lb.)	Std. Pack
352030	352030-1	7/8"	2-3/8"	5/8" Hose	.27	10 ea

This 90° Gas Tank Vent provides the needed air flow to maintain proper fuel flow while filling and during use. Vents compensate for changes in tank level due to consumption, as well as temperature related expansion and contraction. Designed to prevent vacuum build-up during use, which can disrupt fuel delivery they also double as a pressure release valve for the gas tank. Helps prevent fuel spills, blow-back, and ensures fumes vent outboard instead of inside the boat. An integral 5/8" hose barb securely connects vent hose at a 90° angle. Constructed of chrome plated machined brass.

⚠ WARNING: Cancer and Reproductive Harm - www.P65Warnings.ca.gov

**GAS TANK VENT**

Die Cast Zinc Chrome Plated



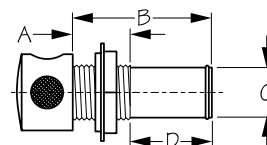
Bulk	Display	A	B	C	D	Wt.(lb.)	Std. Pack
352100	352100-1	1"	2-1/8"	5/8" Hose	1-1/8"	.16	10 ea

Gas Tank Vents provide the needed air flow to maintain proper fuel flow while filling and during use. Vents compensate for changes in tank level due to consumption, as well as temperature related expansion and contraction. Designed to prevent vacuum build-up during use, which can disrupt fuel delivery they also double as a pressure release valve for the gas tank. Helps prevent fuel spills, blow-back, and ensures fumes vent outboard instead of inside the boat. An integral 5/8" hose barb securely connects vent hose. Constructed of chrome plated die cast zinc. Recommended for fresh water use.

⚠ WARNING: Cancer and Reproductive Harm - www.P65Warnings.ca.gov

**GAS TANK VENT**

Die Cast Zinc Chrome Plated



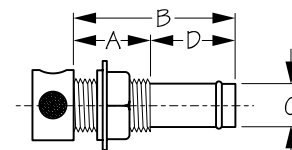
Bulk	Display	A	B	C	D	Wt.(lb.)	Std. Pack
352110	352110-1	3/4"	1-3/4"	5/8" Hose	1"	.16	10 ea

This Gas Tank Vent provides the needed air flow to maintain proper fuel flow while filling and during use. Vents compensate for changes in tank level due to consumption as well as temperature related expansion and contraction. Designed to prevent vacuum build up during use which can disrupt fuel delivery they also double as a pressure release valve for the gas tank. Helps prevent fuel spills, blow-back, and ensures fumes vent outboard instead of inside the boat. Two screens provide a barrier to keep unwanted contaminants from entering the tank. An integral 5/8" hose barb securely connects vent hose. Constructed of chrome plated die cast zinc. Recommended for fresh water use.

⚠WARNING: Cancer and Reproductive Harm - www.P65Warnings.ca.gov

**GAS TANK VENT**

Investment Cast 316 Stainless Steel

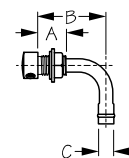


Bulk	Display	A	B	C	D	Wt.(lb.)	Std. Pack
352210	352210-1	1-3/16"	2-1/2"	5/8" Hose	1-5/16"	.21	10 ea

This Gas Tank Vent provides the needed air flow to maintain proper fuel flow while filling and during use. Vents compensate for changes in tank level due to consumption, as well as temperature related expansion and contraction. Designed to prevent vacuum build-up during use, which can disrupt fuel delivery they also double as a pressure release valve for the gas tank. Helps prevent fuel spills, blow-back, and ensures fumes vent outboard instead of inside the boat. Two screens provide a barrier to keep unwanted contaminants from entering the tank. An integral 5/8" hose barb securely connects vent hose. Constructed of corrosion resistant investment cast 316 stainless steel.

**GAS TANK VENT 90°**

Investment Cast 316 Stainless Steel

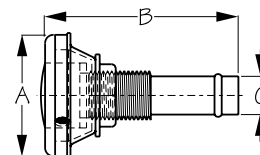


Bulk	Display	A	B	C	Wt.(lb.)	Std. Pack
352230	352230-1	1"	2-5/8"	5/8" Hose	.27	10 ea

This 90° Gas Tank Vent provides the needed air flow to maintain proper fuel flow while filling and during use. Vents compensate for changes in tank level due to consumption, as well as temperature related expansion and contraction. Designed to prevent vacuum build-up during use, which can disrupt fuel delivery they also double as a pressure release valve for the gas tank. Helps prevent fuel spills, blow-back, and ensures fumes vent outboard instead of inside the boat. Two screens provide a barrier to keep unwanted contaminants from entering the tank. An integral 5/8" hose barb securely connects vent hose at a 90° angle. Constructed of corrosion resistant investment cast 316 stainless steel.

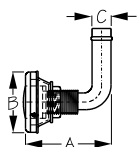
**FLUSH MOUNT GAS TANK VENT**

Investment Cast 316 Stainless Steel



Bulk	Display	A	B	C	Wt.(lb.)	Std. Pack
353210	353210-1	1-13/16"	3"	5/8" Hose	.30	10 ea

This Flush Mount Gas Tank Vent provides the needed air flow to maintain proper fuel flow while filling and during use. Vents compensate for changes in tank level due to consumption, as well as temperature related expansion and contraction. Designed to prevent vacuum build-up during use, which can disrupt fuel delivery they also double as a pressure release valve for the gas tank. Helps prevent fuel spills, blow-back, and ensures fumes vent outboard instead of inside the boat. An integral 5/8" hose barb securely connects vent hose. Constructed of corrosion resistant investment cast 316 stainless steel.

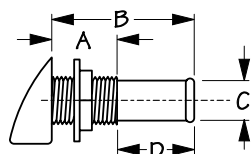
**FLUSH MOUNT GAS TANK VENT 90°**

Investment Cast 316 Stainless Steel



Bulk	Display	A	B	C	Wt.(lb.)	Std. Pack
353230	353230-1	2-9/16"	1-13/16"	5/8" Hose	.30	10 ea

This Flush Mount 90° Gas Tank Vent provides the needed air flow to maintain proper fuel flow while filling and during use. Vents compensate for changes in tank level due to consumption, as well as temperature related expansion and contraction. Designed to prevent vacuum build-up during use, which can disrupt fuel delivery they also double as a pressure release valve for the gas tank. Helps prevent fuel spills, blow-back, and ensures fumes vent outboard instead of inside the boat. An integral 5/8" hose barb securely connects vent hose at a 90° angle. Constructed of corrosion resistant investment cast 316 stainless steel.

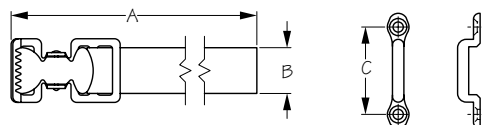
**GAS TANK VENT**

Injection Molded Nylon



Bulk	Display	A	B	C	D	Color	Wt.(lb.)	Std. Pack
357100	357100-1	1"	2-1/8"	5/8" Hose	1-1/8"	Black	.05	10 ea
357105	357105-1	1"	2-1/8"	5/8" Hose	1-1/8"	White	.05	10 ea

These Gas Tank Vents provide the needed air flow to maintain proper fuel flow while filling and during use. Vents compensate for changes in tank level due to consumption, as well as temperature related expansion and contraction. Designed to prevent vacuum build-up during use, which can disrupt fuel delivery they also double as a pressure release valve for the gas tank. Helps prevent fuel spills, blow-back, and ensures fumes vent outboard instead of inside the boat. An integral 5/8" hose barb securely connects vent hose. Constructed of UV resistant injection molded nylon.

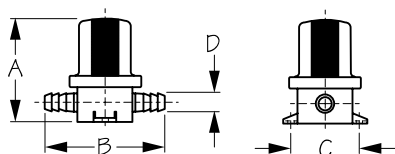
**GAS TANK STRAP**

Nylon Webbing/304 Stainless Steel



Bulk	Display	A	B	C	Fastener	Wt.(lb.)	Std. Pack
n/a	359995-1	6'	1"	2-3/16"	#10 FH	.23	10 ea

This Gas Tank Strap is for use in securing a portable gas tank. Includes: 1" x 6' webbing strap with buckle, two footman's loops, and four #10 FH fasteners. Constructed of nylon webbing with corrosion resistant 304 stainless steel hardware.

**INLINE WATER STRAINER**

Injection Molded Polypropylene/Polycarbonate/Stainless Steel



Bulk	Display	Screen Size	A	B	C	D	Fasteners	Wt.(lb.)	Std. Pack
364135	n/a	50 Mesh	3-9/16"	4-1/16"	2-9/16"	1/2" Hose	#10 RH	.19	1 ea
364136	n/a	50 Mesh	3-9/16"	4-1/16"	2-9/16"	5/8" Hose	#10 RH	.19	1 ea
364137	n/a	1/16" Mesh	3-9/16"	4-1/16"	2-9/16"	3/4" Hose	#10 RH	.21	1 ea
364190	n/a	Polycarbonate cover for strainer						.06	1 ea
n/a	364195-1	Replacement 50 Mesh screen						.02	10 ea
n/a	364196-1	Replacement 1/16" Mesh screen						.04	10 ea
364199	n/a	Buna 70 O-Ring replacement strainer gasket						.01	10 ea

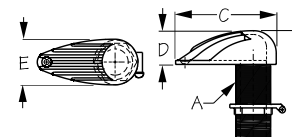
These Inline Water Strainers contain a removable, clear lens for easy cleaning and changing of filter. Filter should be mounted above water level line and on suction side of pump. Constructed of injection molded polypropylene, polycarbonate, and stainless steel. Filter is interchangeable with Jabsco®.

⚠WARNING: Cancer and Reproductive Harm - www.P65Warnings.ca.gov



HIGH SPEED PIPE INTAKE STRAINER

Investment Cast 316 Stainless Steel



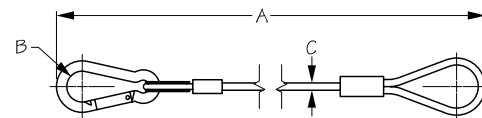
Bulk	Display	A	B	C	D	E	Wt.(lb.)	Std. Pack
369575	n/a	1"	4-1/8"	3-7/8"	1-1/4"	1-5/8"	1.11	1 ea

High Speed Pipe Intake Strainer features 1" - 11-1/2 NPSM straight threads. Includes grounding stud. Constructed of corrosion resistant investment cast 316 stainless steel.



OUTBOARD MOTOR CABLE

Vinyl Coated Galvanized Steel Wire



Bulk	Display	A	B	C	Wt.(lb.)	Std. Pack
n/a	371599-1	4'-2"	11/16"	3/16"	.19	5 ea

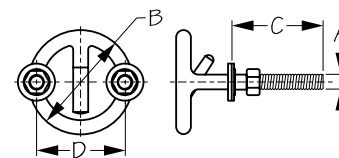
Outboard Motor Cable is used to secure the motor to the bracket during transport. 4'-2" total length. Includes Sea-Dog® Snap Hook (156060). Constructed of vinyl coated galvanized steel wire.

⚠ WARNING: Cancer and Reproductive Harm - www.P65Warnings.ca.gov



TRANSMOUNT SKI TOW - STUD STYLE

Formed 316 Stainless Steel



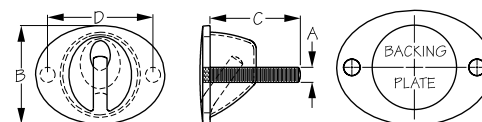
Bulk	Display	A	B	C	D	Wt.(lb.)	Std. Pack
371631	371631-1	3/8"-16 NC	2-1/2"	2-1/4"	2-3/16"	.58	5 ea
371633	371633-1	3/8"-16 NC	3"	2-1/4"	2-5/8"	.65	5 ea
371644	371644-1	1/2"-13 NC	3-1/2"	3"	3"	1.28	5 ea

These Stud Style Transom Mount Ski Tows are designed to bolt through the transom for maximum strength. Constructed of corrosion resistant AISI formed 316 stainless steel rod for durability.



FLUSH MOUNT SKI TOW

Investment Cast 316 Stainless Steel



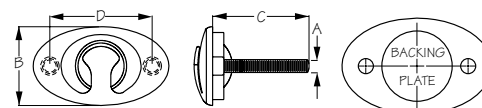
Bulk	Display	A	B	C	D	Wt.(lb.)	Std. Pack
371833	n/a	3/8"-16 NC	2-7/8"	2-1/4"	3-1/16"	.50	5 ea

This Flush Mount Ski Tow has been redesigned to give your transom an updated look. Stud centers allow direct replacement of our most popular standard Ski Tow (371644) with just the addition of a 2-1/8" hole. Includes backing plate. Constructed of corrosion resistant investment cast 316 stainless for durability.



FLUSH MOUNT SKI TOW

Investment Cast 316 Stainless Steel



Bulk	Display	A	B	C	D	Wt.(lb.)	Std. Pack
371840	n/a	3/8"-16 NC	2-3/16"	2-13/16"	3"	1.05	1 ea

This Flush Mount Ski Tow gives your transom an updated look. Stud centers allow direct replacement of most popular standard ski tows. Includes backing plate. Constructed of corrosion resistant investment cast 316 stainless for durability.

8

Navigation
Lights

Dome Lights

Berth Lights

Utility Lights

Courtesy Lights

LED Lights

Switches &
Dimmers

Halogen Lights

Spreader Lights

Flood Lights

Wiper Motors

Windshield
Wipers

Battery
Accessories

Toggle Switches

Ignition Switches

Kill Switches

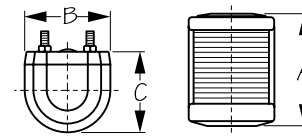
Lights & Switches





MASTHEAD LIGHT

Injection Molded Polycarbonate/Stamped Stainless Steel



Bulk	Display	A	B	C	Volts	Wt.(lb.)	Std. Pack
400001	400001-1	2-7/8"	2-3/16"	2-1/8"	12	.25	5 ea
441035	441035-1	Replacement Bulb (Festoon Style)				.01 / .02	10 ea / 10 pr

This Masthead Light is for replacement of existing lighting (not for new construction). Constructed of injection molded polycarbonate with stamped stainless steel.

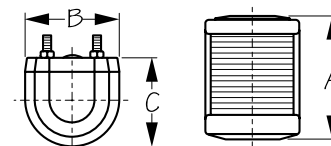
These navigation lights do not meet the USCG 33 CFR 183.810/ABYC standard A-16 from 2016, but can be used as replacement lights on vessels manufactured before 11/1/2003.

⚠ WARNING: Cancer and Reproductive Harm - www.P65Warnings.ca.gov



STERN LIGHT

Injection Molded Polycarbonate/Stamped Stainless Steel



Bulk	Display	A	B	C	Volts	Wt.(lb.)	Std. Pack
400002	400002-1	2-7/8"	2-3/16"	2-1/8"	12	.25	5 ea
441035	441035-1	Replacement Bulb (Festoon Style)				.01 / .02	10 ea / 10 pr

This Stern Light is for replacement of existing lighting (not for new construction). Constructed of injection molded polycarbonate with stamped stainless steel.

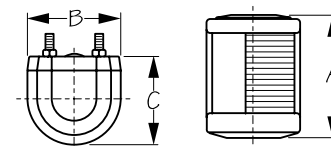
These navigation lights do not meet the USCG 33 CFR 183.810/ABYC standard A-16 from 2016, but can be used as replacement lights on vessels manufactured before 11/1/2003.

⚠ WARNING: Cancer and Reproductive Harm - www.P65Warnings.ca.gov



SIDE MOUNT LIGHTS

Injection Molded Polycarbonate/Stamped Stainless Steel



Bulk	Display	A	B	C	Position	Volts	Wt.(lb.)	Std. Pack
400003	400003-1	2-7/8"	2-3/16"	2-1/8"	Port	12	.27	5 ea
400004	400004-1	2-7/8"	2-3/16"	2-1/8"	Starboard	12	.27	5 ea
441035	441035-1	Replacement Bulb (Festoon Style)					.01 / .02	10 ea / 10 pr

These Side Mount Lights are for replacement of existing lighting (not for new construction). Constructed of injection molded polycarbonate with stamped stainless steel.

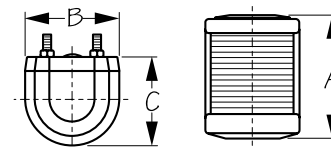
These navigation lights do not meet the USCG 33 CFR 183.810/ABYC standard A-16 from 2016, but can be used as replacement lights on vessels manufactured before 11/1/2003.

⚠ WARNING: Cancer and Reproductive Harm - www.P65Warnings.ca.gov



COMBINATION BOW LIGHT

Injection Molded Polycarbonate/Stamped Stainless Steel

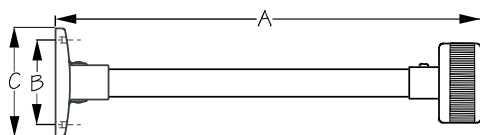


Bulk	Display	A	B	C	Volts	Wt.(lb.)	Std. Pack
400005	400005-1	2-7/8"	2-3/16"	2-1/8"	12	.25	5 ea
441035	441035-1	Replacement Bulb (Festoon Style)				.01 / .02	10 ea / 10 pr

This Combination Bow Light is for replacement of existing lighting (not for new construction). Constructed of injection molded polycarbonate with stamped stainless steel.

These navigation lights do not meet the USCG 33 CFR 183.810/ABYC standard A-16 from 2016, but can be used as replacement lights on vessels manufactured before 11/1/2003.

⚠ WARNING: Cancer and Reproductive Harm - www.P65Warnings.ca.gov

**LED FIXED MOUNT ALL AROUND LIGHT**

Injection Molded Nylon/Aluminum




Bulk	Display	A	B	C	Volts	NMMA Type Accepted #	Fastener	Wt.(lb.)	Std. Pack
n/a	400010-1	4"	2-3/8"	2-15/16"	12	2513178	#8 FH	.16	1 ea
n/a	400011-1	7-1/2"	2-3/8"	2-15/16"	12	2513979	#8 FH	.20	1 ea

LED Fixed Mount All Around Lights are approved for USCG 2NM (Colreg 2 mile). Constructed of injection molded nylon and aluminum. Installs with two #8 FH fasteners (not included). 12VDC.

All USCG approved navigation lights must be mounted properly to provide the correct visual alignment and allow unimpeded sight lines. Please refer to USCG regulations for 1 NM and 2 NM navigation lights for more information.

⚠WARNING: Cancer and Reproductive Harm - www.P65Warnings.ca.gov

**LED FOLD DOWN ALL AROUND LIGHT**

Injection Molded Nylon/Aluminum

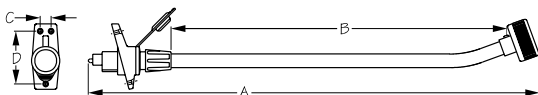


Bulk	Display	A	B	C	D	Volts	NMMA Type Accepted #	Fastener	Wt.(lb.)	Std. Pack
400012	400012-1	9"	1-5/8"	2-3/16"	2-1/4"	12	2513980	#8 FH	.29	1 ea
n/a	400013-1	24"	1-5/8"	2-3/16"	2-1/4"	12	2513981	#8 FH	.42	1 ea

LED Fold Down 360° All Around Lights are approved for USCG 2NM (Colreg 2 mile). Constructed of injection molded nylon with aluminum tubing. Installs with two #8 FH fasteners (not included). 12VDC. Low amp draw.

All USCG approved navigation lights must be mounted properly to provide the correct visual alignment and allow unimpeded sight lines. Please refer to USCG regulations for 1 NM and 2 NM navigation lights for more information.

⚠WARNING: Cancer and Reproductive Harm - www.P65Warnings.ca.gov

**LED REMOVABLE ALL AROUND LIGHT**

Injection Molded Nylon/Aluminum

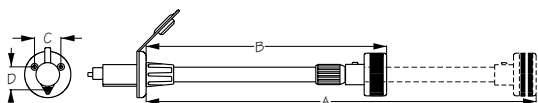


Bulk	Display	A	B	C	D	Volts	NMMA Type Accepted #	Fastener	Wt.(lb.)	Std. Pack
n/a	400015-1	24-5/8"	18-1/2"	5/8"	2-7/8"	12	2513982	#8 FH	.40	1 ea

LED Removable 360° All Around Lights are approved for USCG 2NM (Colreg 2 mile). Constructed of injection molded nylon and aluminum. Installs with three #8 FH fasteners (not included). 12VDC. Low amp draw.

All USCG approved navigation lights must be mounted properly to provide the correct visual alignment and allow unimpeded sight lines. Please refer to USCG regulations for 1 NM and 2 NM navigation lights for more information.

⚠WARNING: Cancer and Reproductive Harm - www.P65Warnings.ca.gov

**LED REMOVABLE TELESCOPIC ALL AROUND LIGHT**

Injection Molded Nylon/Aluminum



Bulk	Display	A	B	C	D	Volts	NMMA Type Accepted #	Fastener	Wt.(lb.)	Std. Pack
n/a	400016-1	48"	26"	1-5/16"	1-3/16"	12	2513983	#8 FH	.60	1 ea

LED Removable Telescopic 360° All Around Lights are approved for USCG 2NM (Colreg 2 mile). Constructed of injection molded nylon and aluminum. Installs with three #8 FH fasteners (not included). 12VDC. Low amp draw.

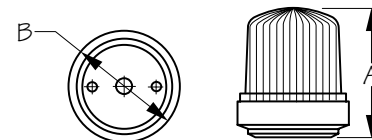
All USCG approved navigation lights must be mounted properly to provide the correct visual alignment and allow unimpeded sight lines. Please refer to USCG regulations for 1 NM and 2 NM navigation lights for more information.

⚠WARNING: Cancer and Reproductive Harm - www.P65Warnings.ca.gov



ALL AROUND LIGHT

Injection Molded Polycarbonate/Stamped Stainless Steel



Bulk	Display	A	B	Volts	Fastener	Wt.(lb.)	Std. Pack
400020	400020-1	2-3/4"	2-1/4"	12	#6 RH	.19	5 ea

This 360° All Around Light is for replacement of existing lighting (not for new construction). Constructed of impact resistant injection molded polycarbonate and corrosion resistant stamped 304 stainless steel. Installs with two #6 RH fasteners (not included).

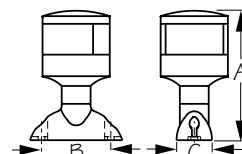
These navigation lights do not meet the USCG 33 CFR 183.810/ABYC standard A-16 from 2016, but can be used as replacement lights on vessels manufactured before 11/1/2003.

⚠ WARNING: Cancer and Reproductive Harm - www.P65Warnings.ca.gov



LED MASTHEAD LIGHT

Injection Molded Polycarbonate



Bulk	Display	A	B	C	D	Volts	NMMA Type Accepted #	Fastener	Wt.(lb.)	Std. Pack
400022	400022-1	4-5/16"	2-1/4"	1-1/8"	3"	12	254282	#12 RH	.24	1 ea

This LED 225° Masthead Light is fixed mounted and approved for USCG 2 NM (Colreg 2 mile). Constructed of UV stabilized injection molded polycarbonate. Installs with two #12 RH fasteners (not included). 12VDC. Low amp draw.

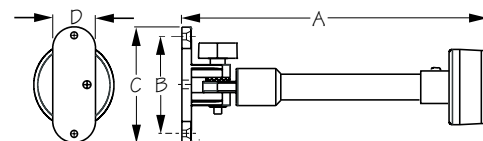
All USCG approved navigation lights must be mounted properly to provide the correct visual alignment and allow unimpeded sight lines. Please refer to USCG regulations for 1 NM and 2 NM navigation lights for more information.

⚠ WARNING: Cancer and Reproductive Harm - www.P65Warnings.ca.gov



LED FOLD DOWN ALL AROUND PONTOON LIGHT

Injection Molded Nylon/Aluminum



Bulk	Display	A	B	C	D	Volts	NMMA Type Accepted #	Fastener	Wt.(lb.)	Std. Pack
400023	400023-1	9"	2-7/8"	3-3/8"	1-1/4"	12	2549286	#10 FH	.29	1 ea
400026	400026-1	24"	2-7/8"	3-3/8"	1-1/4"	12	2549287	#10 FH	.42	1 ea

These LED Fold Down 360° All Around Pontoon Lights are approved for USCG 2 NM (Colreg 2 mile). Mounts on 1-1/4" square tubing. Constructed of injection molded nylon and aluminum. Installs with three #10 FH fasteners (not included). 12VDC. Low amp draw.

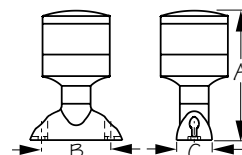
All USCG approved navigation lights must be mounted properly to provide the correct visual alignment and allow unimpeded sight lines. Please refer to USCG regulations for 1 NM and 2 NM navigation lights for more information.

⚠ WARNING: Cancer and Reproductive Harm - www.P65Warnings.ca.gov



LED ALL AROUND LIGHT

Injection Molded Polycarbonate

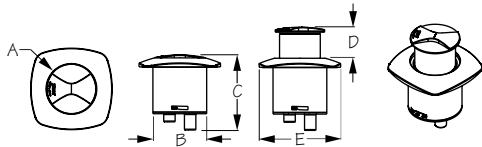


Bulk	Display	A	B	C	D	Volts	NMMA Type Accepted #	Fastener	Wt.(lb.)	Std. Pack
400042	400042-1	4-5/16"	2-1/4"	1-1/8"	3"	12	2549284	#12 RH	.24	1 ea

This LED 360° All Around Light is fixed mounted and approved for USCG 2 NM (Colreg 2 mile). Constructed of UV stabilized injection molded polycarbonate. Installs with two #12 RH fasteners (not included). 12VDC. Low amp draw.

All USCG approved navigation lights must be mounted properly to provide the correct visual alignment and allow unimpeded sight lines. Please refer to USCG regulations for 1 NM and 2 NM navigation lights for more information.

⚠ WARNING: Cancer and Reproductive Harm - www.P65Warnings.ca.gov

**LED POP-OUT COMBINATION BOW LIGHT**

Investment Cast 316 Stainless Steel/ABS



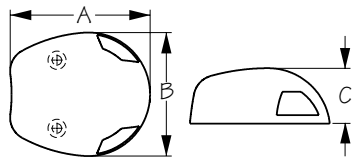
Bulk	Display	Light Arc	A	B	C	D	E	NMMA Type Accepted #	Wt.(lb.)	Std. Pack
n/a	400054-3	10 pts	2-3/8"	2-5/8"	3-7/8"	1-3/8"	3-15/16"	2602060	.50	1 ea



The LED Pop-Out Combination Bow Light is approved for USCG 2 NM (Colreg 2 mile). A simple twist of the cap allows the light to pop up, ready to use when it's switched on. Push the cap down, twist to lock, and light disappears into the deck. Constructed of corrosion resistant investment cast stainless steel cap and bezel. Installs with three #10 fasteners (included). IP67 waterproof rating. 12-24VDC.

All USCG approved navigation lights must be mounted properly to provide the correct visual alignment and allow unimpeded sight lines. Please refer to USCG regulations for 1 NM and 2 NM navigation lights for more information.

⚠WARNING: Cancer and Reproductive Harm - www.P65Warnings.ca.gov

**LED COMBINATION BOW LIGHT**

Stamped 304 Stainless Steel or Injection Molded ABS

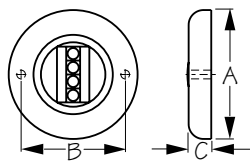


Bulk	Display	A	B	C	Volts	NMMA Type Accepted #	Finish	Fastener	Wt.(lb.)	Std. Pack
400058	400058-1	2-9/16"	2-1/4"	1"	12	2549288	Black	#8 RH	.29	1 ea
400059	400059-1	2-9/16"	2-1/4"	1"	12	2549289	Stainless	#8 RH	.29	1 ea

Black LED Combination Bow Light (400058) is approved for USCG 1 NM (Colreg 1 mile) and is constructed of injection molded ABS with a Zamak base. Stainless LED Combination Bow Light (400059) is approved for USCG 2 NM (Colreg 2 mile) and is constructed of corrosion resistant stamped 304 stainless steel with a cast 316 stainless steel base. Installs with two #8 RH fasteners (not included). IP67 waterproof rating.

All USCG approved navigation lights must be mounted properly to provide the correct visual alignment and allow unimpeded sight lines. Please refer to USCG regulations for 1 NM and 2 NM navigation lights for more information.

⚠WARNING: Cancer and Reproductive Harm - www.P65Warnings.ca.gov

**LED TRANSOM LIGHT - ROUND**

Stamped 304 Stainless Steel

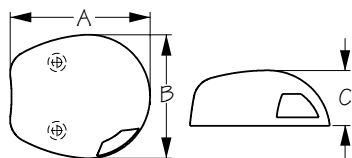


Bulk	Display	A	B	C	Volts	NMMA Type Accepted #	Finish	Fastener	Wt.(lb.)	Std. Pack
400033	400033-1	3-1/4"	2-1/2"	9/16"	12	2549283	Stainless	#8 RH	.16	1 ea

This Round LED Transom Light is approved for USCG 2 NM (Colreg 2 mile). Constructed of corrosion resistant stamped 304 stainless steel. Installs with two #8 RH fasteners (not included).

All USCG approved navigation lights must be mounted properly to provide the correct visual alignment and allow unimpeded sight lines. Please refer to USCG regulations for 1 NM and 2 NM navigation lights for more information.

⚠WARNING: Cancer and Reproductive Harm - www.P65Warnings.ca.gov

**LED TOP MOUNT SIDE LIGHTS**

Stamped 304 Stainless Steel Housing/Investment Cast 316 Stainless Steel Base



Bulk	Display	A	B	C	Volts	NMMA Type Accepted #	Finish	Fastener	Wt.(lb.)	Std. Pack
400069	400069-1	2-9/16"	2-1/4"	1"	12	2549291	Stainless	#8 RH	.58	1 pr

These LED Top Mount Side Navigation Lights are approved for USCG 2 NM (Colreg 2 mile). Includes port and starboard lights. Constructed of corrosion resistant stamped 304 stainless steel with an investment cast 316 stainless steel base. Installs with four #8 RH fasteners (not included). IP67 waterproof rating.

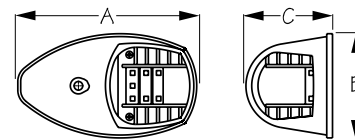
All USCG approved navigation lights must be mounted properly to provide the correct visual alignment and allow unimpeded sight lines. Please refer to USCG regulations for 1 NM and 2 NM navigation lights for more information.

⚠WARNING: Cancer and Reproductive Harm - www.P65Warnings.ca.gov



LED SIDE MOUNT LIGHTS

Stamped 304 Stainless Steel or Injection Molded ABS



Bulk	Display	A	B	C	Volts	NMMA Type Accepted #	Finish	Fastener	Wt.(lb.)	Std. Pack
n/a	400070-1	3-7/8"	2-1/4"	1-7/8"	12	2513995	Stainless	#8 FH	.40	6 pr
n/a	400071-1	3-7/8"	2-1/4"	1-7/8"	12	2513996	White	#8 FH	.34	6 pr
n/a	400073-1	3-7/8"	2-1/4"	1-7/8"	12	2513997	Black	#8 FH	.34	6 pr

These LED Side Mount Navigation Lights are approved for USCG 2 NM (Colreg 2 mile). Includes port and starboard lights. 400070 is constructed of corrosion resistant stamped 304 stainless steel. 400071 and 400072 are constructed of injection molded ABS. Installs with two #8 FH fasteners (not included).

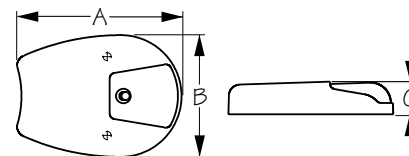
All USCG approved navigation lights must be mounted properly to provide the correct visual alignment and allow unimpeded sight lines. Please refer to USCG regulations for 1 NM and 2 NM navigation lights for more information.

⚠WARNING: Cancer and Reproductive Harm - www.P65Warnings.ca.gov



LED SIDE MOUNT LIGHTS

Stamped 304 Stainless Steel or Injection Molded ABS



Bulk	Display	A	B	C	Volts	NMMA Type Accepted #	Finish	Fastener	Wt.(lb.)	Std. Pack
400078	400078-1	3-9/16"	2-5/8"	3/4"	12	2549292	Black	#8 FH	.40	1 pr
400079	400079-1	3-9/16"	2-5/8"	3/4"	12	2549293	Stainless	#8 FH	.40	1 pr

LED Side Mount Lights 400078 are approved for USCG 1 NM (Colreg 1 mile) and 400079 are approved for USCG 2 NM (Colreg 2 mile). Includes port and starboard lights. Constructed of corrosion resistant stamped 304 stainless steel or injection molded ABS. Surface mounts vertically with two #8 FH fasteners (not included). 12VDC. Low amp draw.

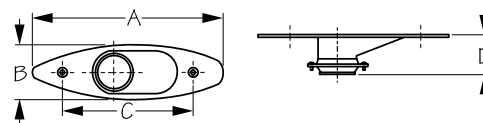
All USCG approved navigation lights must be mounted properly to provide the correct visual alignment and allow unimpeded sight lines. Please refer to USCG regulations for 1 NM and 2 NM navigation lights for more information.

⚠WARNING: Cancer and Reproductive Harm - www.P65Warnings.ca.gov



LED FLUSH MOUNT SIDE LIGHTS

Stamped 304 Stainless Steel



Bulk	Display	Light Arc	A	B	C	D	NMMA Type Accepted #	Fastener	Wt.(lb.)	Std. Pack
400080	400080-1	10 pts.	7-3/4"	2-5/16"	5-5/16"	1-9/16"	2549294	#8 RH	.68	1 pr

LED Flush Mount Side Lights are approved for USCG 1 NM (Colreg 1 mile). Direct replacement for 400180. Includes port and starboard lights. Constructed of corrosion resistant stamped 304 stainless steel. Installs with four #8 RH fasteners (not included). 12VDC.

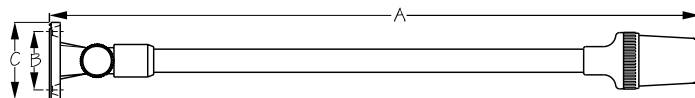
All USCG approved navigation lights must be mounted properly to provide the correct visual alignment and allow unimpeded sight lines. Please refer to USCG regulations for 1 NM and 2 NM navigation lights for more information.

⚠WARNING: Cancer and Reproductive Harm - www.P65Warnings.ca.gov



FOLD DOWN ALL AROUND LIGHT

Injection Molded Nylon/Aluminum

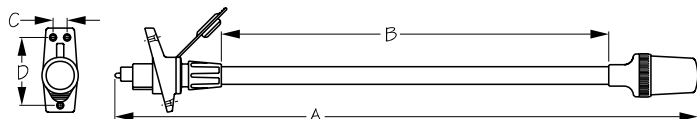


Bulk	Display	A	B	C	Volts	Fastener	Wt.(lb.)	Std. Pack
n/a	400110-1	26-3/16"	1-15/16"	2-1/2"	12	#10 FH	.41	1 ea
n/a	400111-1	Replacement Lens					.03	10 ea
441004	441004-1	Replacement Bulb (Double Contact Bayonet Base)					.01 / .02	10 ea / 10 pr

This Fold Down 360° All Around Light is for replacement of existing lighting (not for new construction). Folds down easily for storage. Constructed of injection molded nylon and aluminum with a white translucent lens. Installs with four #10 FH fasteners (not included). 12VDC.

These navigation lights do not meet the USCG 33 CFR 183.810/ABYC standard A-16 from 2016, but do meet the USCG 33 CFR/ABYC A-16 from 1997.

⚠WARNING: Cancer and Reproductive Harm - www.P65Warnings.ca.gov

**REMOVABLE ALL AROUND LIGHT**

Injection Molded Nylon/Aluminum

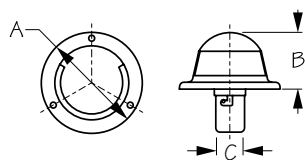


Bulk	Display	A	B	C	D	Volts	Fastener	Wt.(lb.)	Std. Pack
n/a	400112-1	24-7/8"	16-1/2"	5/8"	2-7/8"	12	#8 FH	.41	1 ea
n/a	400111-1	Replacement Lens						.03	10 ea
441004	441004-1	Replacement Bulb (Double Contact Bayonet Base)						.01 / .02	10 ea / 10 pr

This Removable 360° All Around Light is for replacement of existing lighting (not for new construction). Includes a removable pole for storage. Constructed of injection molded nylon and aluminum with a white translucent lens. Installs with three #8 FH fasteners (not included). 12VDC.

These navigation lights do not meet the USCG 33 CFR 183.810/ABYC standard A-16 from 2016, but do meet the USCG 33 CFR/ABYC A-16 from 1997.

⚠ WARNING: Cancer and Reproductive Harm - www.P65Warnings.ca.gov

**MASTHEAD LIGHT**

Stamped 304 Stainless Steel

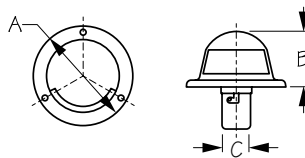


Bulk	Display	Light Arc	A	B	C	Volts	Fastener	Wt.(lb.)	Std. Pack
400120	400120-1	20 pts	2-5/16"	1-3/8"	3/4"	12	#4 RH	.18	1 ea / 5 ea
n/a	400121-1	Replacement Lens					#4 RH	.03	10 ea
OP40011	n/a	Replacement Socket						.06	1 ea
441032	441032-1	Replacement Bulb (Double Contact Bayonet Base)						.01 / .02	10 ea / 10 pr

This 225° Masthead Light is for replacement of existing lighting (not for new construction). Constructed of corrosion resistant stamped 304 stainless steel. Installs with three #4 RH fasteners (not included).

These navigation lights do not meet the USCG 33 CFR 183.810/ABYC standard A-16 from 2016, but do meet the USCG 33 CFR/ABYC A-16 from 1997.

⚠ WARNING: Cancer and Reproductive Harm - www.P65Warnings.ca.gov

**STERN LIGHT**

Stamped 304 Stainless Steel

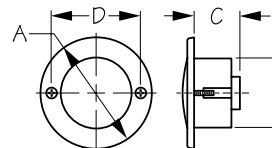


Bulk	Display	Light Arc	A	B	C	Volts	Fastener	Wt.(lb.)	Std. Pack
400130	400130-1	12 pts	2-5/16"	1-3/8"	3/4"	12	#4 RH	.16	1 ea / 5 ea
n/a	400121-1	Replacement Lens						.03	10 ea
OP40011	n/a	Replacement Socket						.06	1 ea
441032	441032-1	Replacement Bulb (Double Contact Bayonet Base)						.01 / .02	10 ea / 10 pr

This 135° Stern Light is constructed of corrosion resistant stamped 304 stainless steel. Installs with three #4 RH fasteners (not included).

These navigation lights do not meet the USCG 33 CFR 183.810/ABYC standard A-16 from 2016, but do meet the USCG 33 CFR/ABYC A-16 from 1997.

⚠ WARNING: Cancer and Reproductive Harm - www.P65Warnings.ca.gov

**TRANSOM LIGHT - ROUND**

Stamped 304 Stainless Steel



Bulk	Display	A	B	C	D	Volts	Fastener	Wt.(lb.)	Std. Pack
400135	400135-1	3-1/8"	2"	1-1/4"	2-1/2"	12	#8 FH	.15	1 ea / 5 ea
441035	441035-1	Replacement Bulb (Festoon Style)						.01 / .02	10 ea / 10 pr

This Round Transom Light is for replacement of existing lighting (not for new construction). Constructed of corrosion resistant stamped 304 stainless steel. Installs with two #8 FH fasteners (not included).

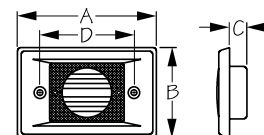
These navigation lights do not meet the USCG 33 CFR 183.810/ABYC standard A-16 from 2016, but do meet the USCG 33 CFR/ABYC A-16 from 1997.

⚠ WARNING: Cancer and Reproductive Harm - www.P65Warnings.ca.gov



TRANSOM LIGHT - RECTANGULAR

Stamped 304 Stainless Steel



Bulk	Display	A	B	C	D	Volts	Fastener	Wt.(lb.)	Std. Pack
400136	400136-1	4-3/4"	3"	3/4"	3-1/4"	12	#10 FH	.30	1 ea / 5 ea
441035	441035-1	Replacement Bulb (Festoon Style)						.01 / .02	10 ea / 10 pr

This Rectangular Transom Light is for replacement of existing lighting (not for new construction). Constructed of corrosion resistant stamped 304 stainless steel. Installs with two #10 FH fasteners (not included).

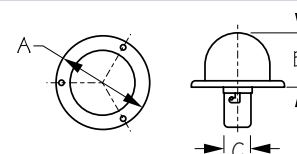
These navigation lights do not meet the USCG 33 CFR 183.810/ABYC standard A-16 from 2016, but do meet the USCG 33 CFR/ABYC A-16 from 1997.

⚠WARNING: Cancer and Reproductive Harm - www.P65Warnings.ca.gov



ALL AROUND LIGHT

Stamped 304 Stainless Steel



Bulk	Display	Light Arc	A	B	C	Volts	Fastener	Wt.(lb.)	Std. Pack
400140	400140-1	32 pts	2-5/16"	1-5/16"	3/4"	12	#4 RH	.14	1 ea / 5 ea
n/a	400121-1	Replacement Lens						.03	10 ea
OP40011	n/a	Replacement Socket						.06	1 ea
441032	441032-1	Replacement Bulb (Double Contact Bayonet Base)						.01 / .02	10 ea / 10 pr

This 360° All Around Light is for replacement of existing lighting (not for new construction). Constructed of corrosion resistant stamped 304 stainless steel. Installs with three #4 RH fasteners (not included).

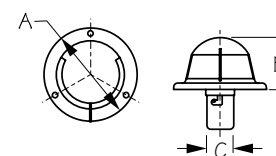
These navigation lights do not meet the USCG 33 CFR 183.810/ABYC standard A-16 from 2016, but do meet the USCG 33 CFR/ABYC A-16 from 1997.

⚠WARNING: Cancer and Reproductive Harm - www.P65Warnings.ca.gov



COMBINATION BOW LIGHT - ROUND

Stamped 304 Stainless Steel



Bulk	Display	Light Arc	A	B	C	Volts	Fastener	Wt.(lb.)	Std. Pack
400150	400150-1	20 pts	2-5/16"	1-3/8"	3/4"	12	#4 RH	.18	1 ea / 5 ea
n/a	400151-1	Replacement Lens						.03	10 ea
OP40011	n/a	Replacement Socket						.06	1 ea
441032	441032-1	Replacement Bulb (Double Contact Bayonet Base)						.01 / .02	10 ea / 10 pr

This Round Combination Bow Light is for replacement of existing lighting (not for new construction). Constructed of corrosion resistant stamped 304 stainless steel. Installs with three #4 RH fasteners (not included).

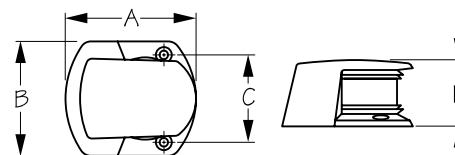
These navigation lights do not meet the USCG 33 CFR 183.810/ABYC standard A-16 from 2016, but do meet the USCG 33 CFR/ABYC A-16 from 1997.

⚠WARNING: Cancer and Reproductive Harm - www.P65Warnings.ca.gov



COMBINATION BOW LIGHT

Die Cast Chrome Zinc

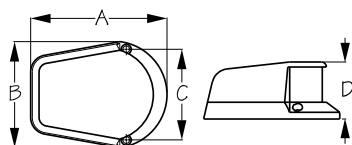


Bulk	Display	A	B	C	D	Volts	Fastener	Wt.(lb.)	Std. Pack
400155	400155-1	2-7/8"	2-9/16"	1-15/16"	1-1/2"	12	#10 FH	.50	1 ea / 5 ea
441032	441032-1	Replacement Bulb (Double Contact Bayonet Base)						.01 / .02	10 ea / 10 pr

This Combination Bow Light is for replacement of existing lighting (not for new construction). Constructed of die cast chrome zinc. Installs with two #10 FH fasteners (not included). Recommended for fresh water use.

These navigation lights do not meet the USCG 33 CFR 183.810/ABYC standard A-16 from 2016, but do meet the USCG 33 CFR/ABYC A-16 from 1997.

⚠WARNING: Cancer and Reproductive Harm - www.P65Warnings.ca.gov

**COMBINATION BOW LIGHT - LOW PROFILE**

Die Cast Chrome Zinc

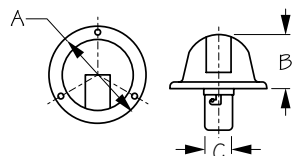


Bulk	Display	A	B	C	D	Volts	Fastener	Wt.(lb.)	Std. Pack
400157	400157-1	4-1/16"	3-3/16"	2-11/16"	1-11/16"	12	#10 FH	.36	1 ea / 5 ea
441854	441854-1	Replacement Bulb (Festoon Style)						.01 / .02	10 ea / 10 pr

Combination Bow Light is for replacement of existing lighting (not for new construction). Constructed of die cast chrome zinc. Lens can be reversed for under mounting. Installs with two #10 FH fasteners (not included). Recommended for fresh water use.

These navigation lights do not meet the USCG 33 CFR 183.810/ABYC standard A-16 from 2016, but do meet the USCG 33 CFR/ABYC A-16 from 1997.

⚠WARNING: Cancer and Reproductive Harm - www.P65Warnings.ca.gov

**SIDE MOUNT LIGHTS**

Stamped 304 Stainless Steel

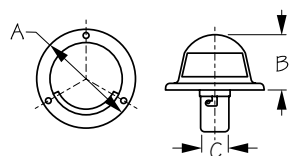


Bulk	Display	Light Arc	A	B	C	Volts	Fastener	Wt.(lb.)	Std. Pack
400160	400160-1	10 pts	2-5/16"	1-3/8"	3/4"	12	#4 RH	.33	1 pr / 5 pr
n/a	400161-1	Replacement Lens						.05	10 pr
OP40011	n/a	Replacement Socket						.06	1 ea
441032	441032-1	Replacement Bulb (Double Contact Bayonet Base)						.01 / .02	10 ea / 10 pr

Side Mount Lights are for replacement of existing lighting (not for new construction). Constructed of corrosion resistant stamped 304 stainless steel. Includes port and starboard lights. Installs with six #4 RH fasteners (not included).

These navigation lights do not meet the USCG 33 CFR 183.810/ABYC standard A-16 from 2016, but do meet the USCG 33 CFR/ABYC A-16 from 1997.

⚠WARNING: Cancer and Reproductive Harm - www.P65Warnings.ca.gov

**TOP MOUNT SIDE LIGHTS**

Stamped 304 Stainless Steel

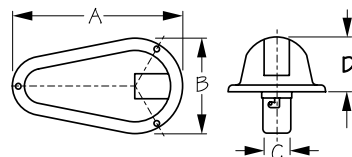


Bulk	Display	Light Arc	A	B	C	Volts	Fastener	Wt.(lb.)	Std. Pack
400165	400165-1	10 pts	2-5/16"	1-3/8"	3/4"	12	#4 RH	.33	1 pr / 5 pr
n/a	400161-1	Replacement Lens						.05	10 pr
OP40011	n/a	Replacement Socket						.06	1 ea
441032	441032-1	Replacement Bulb (Double Contact Bayonet Base)						.01 / .02	10 ea / 10 pr

Top Mount Side Lights are for replacement of existing lighting (not for new construction). Constructed of corrosion resistant stamped 304 stainless steel. Includes port and starboard lights. Installs with six #4 RH fasteners (not included).

These navigation lights do not meet the USCG 33 CFR 183.810/ABYC standard A-16 from 2016, but do meet the USCG 33 CFR/ABYC A-16 from 1997.

⚠WARNING: Cancer and Reproductive Harm - www.P65Warnings.ca.gov

**SIDE MOUNT LIGHTS**

Stamped 304 Stainless Steel



Bulk	Display	Light Arc	A	B	C	D	Volts	Fastener	Wt.(lb.)	Std. Pack
400170	400170-1	10 pts	4"	2-5/16"	3/4"	1-3/8"	12	#4 RH	.45	1 pr / 5 pr
OP40012	n/a	Replacement Socket						.08	1 ea	
n/a	400161-1	Replacement Lens						.05	10 pr	
441032	441032-1	Replacement Bulb (Double Contact Bayonet Base)						.01 / .02	10 ea / 10 pr	

Side Mount Lights are for replacement of existing lighting (not for new construction). Constructed of corrosion resistant stamped 304 stainless steel. Includes port and starboard lights. Installs with six #4 RH fasteners (not included).

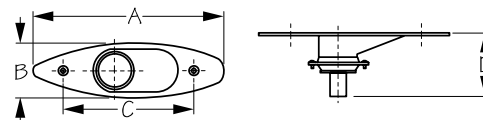
These navigation lights do not meet the USCG 33 CFR 183.810/ABYC standard A-16 from 2016, but do meet the USCG 33 CFR/ABYC A-16 from 1997.

⚠WARNING: Cancer and Reproductive Harm - www.P65Warnings.ca.gov



FLUSH MOUNT SIDE LIGHTS

Stamped 304 Stainless Steel



Bulk	Display	Light Arc	A	B	C	D	Volts	Fastener	Wt.(lb.)	Std. Pack
400180	400180-1	10 pts	7-3/4"	2-5/16"	5-5/16"	2-11/16"	12	#8 RH	.68	1 pr / 5 pr
n/a	400181-1	Replacement Lens							.05	10 pr
OP40010	n/a	Replacement Socket Assembly							.05	1 ea
441032	441032-1	Replacement Bulb (Double Contact Bayonet Base)							.01 / .02	10 ea / 10 pr

Flush Mount Side Lights are approved for USCG 1 NM (A-16). For replacement of existing lighting (not for new construction). Includes port and starboard lights. Constructed of corrosion resistant stamped 304 stainless steel. Installs with four #8 RH fasteners (not included).

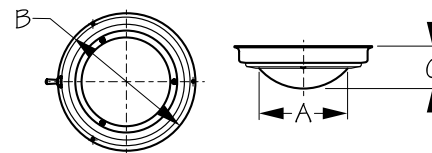
All USCG approved navigation lights must be mounted properly to provide the correct visual alignment and allow unimpeded sight lines. Please refer to USCG regulations for 1 NM and 2 NM navigation lights for more information.

⚠WARNING: Cancer and Reproductive Harm - www.P65Warnings.ca.gov



DOMELIGHT

Stamped 304 Stainless Steel



Bulk	Display	A	B	C	Volts	Fastener	Wt.(lb.)	Std. Pack
400190	400190-1	4"	5-1/2"	2"	12	#4 RH	.60	1 ea / 5 ea
400200	400200-1	5"	6-3/4"	2-1/8"	12	#6 RH	.87	1 ea / 5 ea
n/a	400191-1	Replacement Lens 4"					.28	5 ea
n/a	400201-1	Replacement Lens 5"					.36	5 ea
OP40002	n/a	Replacement Switch					.05	1 ea
OP40015	n/a	Replacement Socket Assembly					.03	1 ea
441142	441142-1	Replacement Bulb - for 400200 (Double Contact Bayonet Base)					.01 / .02	10 ea / 10 pr
n/a	442042-1	Double Contact Bayonet Base G4 Adapter					.01	5 ea

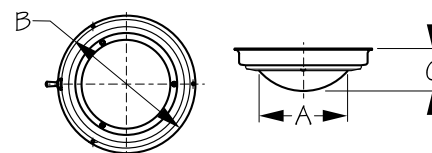
These Dome Lights are prewired with an on/off toggle switch and supplied with a 18.4 watt DC double contact bayonet bulb. Can be converted to LED with a bayonet bulb socket adapter (442042-1) BA15D style base and G4 bulb (sold separately). Constructed of corrosion resistant stamped 304 stainless steel. Surface mounts with three RH fasteners (not included). 12VDC.

⚠WARNING: Cancer and Reproductive Harm - www.P65Warnings.ca.gov



LED DOMELIGHT

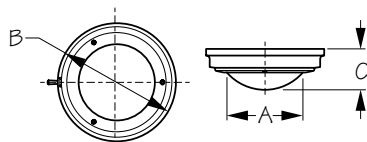
Stamped 304 Stainless Steel



Bulk	Display	A	B	C	Volts	Fastener	Wt.(lb.)	Std. Pack
400193	400193-1	4"	5-1/2"	2"	12	#4 RH	.60	1 ea / 5 ea
400203	400203-1	5"	6-3/4"	2-1/8"	12	#6 RH	.87	1 ea / 5 ea
400213	400213-1	3"	4-3/8"	1-3/8"	12	#4 RH	.36	1 ea / 5 ea
n/a	400191-1	Replacement Lens 4"					.28	5 ea
n/a	400201-1	Replacement Lens 5"					.36	5 ea
OP40002	n/a	Replacement Switch					.05	1 ea

These vibration resistant LED Dome Lights are prewired with an on/off toggle switch. With the low current consumption of 0.068 amps @ 12 volts, they give off very little heat and have extremely long service life. Features 12 white LEDs per light. Constructed of corrosion resistant stamped 304 stainless steel. Surface mounts with three RH fasteners (not included).

⚠WARNING: Cancer and Reproductive Harm - www.P65Warnings.ca.gov

**LED DOME LIGHT**

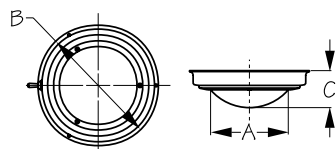
Teak/Stamped Polished Brass



Bulk	Display	A	B	C	Volts	Fastener	Wt.(lb.)	Std. Pack
400209	400209-1	5"	6-1/8"	2-1/16"	12	#8 FH	.95	1 ea / 5 ea
n/a	400201-1	Replacement Lens 5"					.36	5 ea
OP40002	n/a	Replacement Switch					.05	1 ea

This vibration resistant LED Dome Light is prewired with on/off toggle switch. With the low current consumption of 0.068 amps @ 12 volts, they give off very little heat and have extremely long service life. Features 12 white LEDs per light. Constructed of solid teak base with a lacquer coated brass trim ring. Surface mounts with #8 FH fasteners (not included).

⚠ WARNING: Cancer and Reproductive Harm - www.P65Warnings.ca.gov

**LED DOME LIGHT**

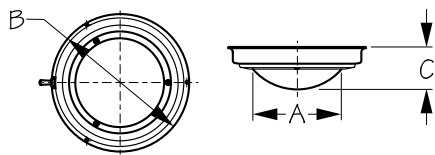
Stamped Polished Brass



Bulk	Display	A	B	C	Volts	Fastener	Wt.(lb.)	Std. Pack
400198	400198-1	4"	5-1/2"	1-13/16"	12	#4 RH	.60	1 ea / 5 ea
400208	400208-1	5"	6-3/4"	2-1/16"	12	#6 RH	.87	1 ea / 5 ea
n/a	400201-1	Replacement Lens 5"					.36	5 ea
OP40002	n/a	Replacement Switch					.05	1 ea

These vibration resistant LED Dome Lights are prewired with an on/off toggle switch. With the low current consumption of 0.068 amps @ 12 volts, they give off very little heat and have a long service life. Features 18 white LEDs per light. Constructed of stamped polished brass with a lacquer coating to prevent tarnish. Surface mounts with three RH fasteners (not included).

⚠ WARNING: Cancer and Reproductive Harm - www.P65Warnings.ca.gov

**DAY/NIGHT DOME LIGHT**

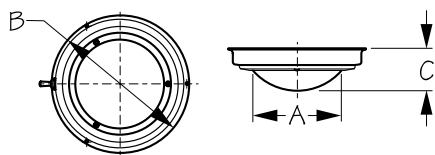
Stamped 304 Stainless Steel



Bulk	Display	A	B	C	Volts	Fastener	Wt.(lb.)	Std. Pack
400350	400350-1	5"	6-3/4"	2"	12	#6 RH	1.03	1 ea / 5 ea
400350DE	n/a	5"	6-3/4"	2"	12	#6 RH	1.05	1 ea
n/a	400201-1	Replacement Lens 5"					.36	5 ea
441142	441142-1	Replacement Bulb (Double Contact Bayonet Base)					.01 / .02	10 ea / 10 pr
441143	441143-1	Replacement Bulb (Red-Double Contact Bayonet Base)					.01 / .02	10 ea / 10 pr
n/a	442042-1	Double Contact Bayonet Base G4 Adapter					.01	5 ea

These Day/Night Dome Lights are prewired with an on/off/on toggle switch and feature two separate light circuits. Both light circuits are equipped with 18.4 watt DC double contact bayonet bulbs. One circuit uses a clear bulb and the other circuit uses a red night vision bulb. 400350DE has a Deutsch DT04-2 Plug for OEM convenience. Can be converted to LED with bayonet bulb socket adapter (442042-1) BA15D style base and G4 bulbs (sold separately). Constructed of corrosion resistant stamped and polished 304 stainless steel. Surface mounts with three #6 RH fasteners (not included). 12VDC.

⚠ WARNING: Cancer and Reproductive Harm - www.P65Warnings.ca.gov

**LED DAY/NIGHT DOME LIGHT**

Stamped 304 Stainless Steel



Bulk	Display	A	B	C	Volts	Fastener	Wt.(lb.)	Std. Pack
400353	400353-1	5"	6-3/4"	2"	12	#6 RH	1.03	1 ea / 5 ea
n/a	400201-1	Replacement Lens 5"					.36	5 ea

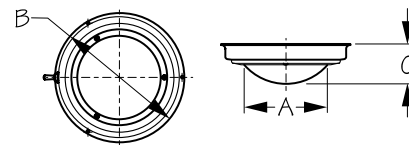
This vibration resistant LED Day/Night Dome Light is prewired with an on/off/on toggle switch and feature two separate light circuits. One circuit uses a clear bulb and the other circuit uses a red night vision bulb. With the low current consumption of 0.068 amps @ 12 volts, they give off very little heat and have extremely long service life. Features 15 white and 5 red LEDs per light. Constructed of corrosion resistant stamped 304 stainless steel. Surface mounts with three #6 RH fasteners (not included).

⚠ WARNING: Cancer and Reproductive Harm - www.P65Warnings.ca.gov



LED DAY/NIGHT DOME LIGHT


Stamped Polished Brass



Bulk	Display	A	B	C	Volts	Fastener	Wt.(lb.)	Std. Pack
400358	400358-1	5"	6-3/4"	2-1/8"	12	#6 RH	.87	1 ea / 5 ea
n/a	400201-1	Replacement Lens 5"					.36	5 ea

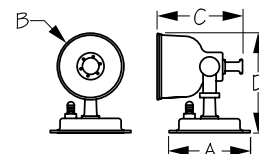
This vibration resistant LED Day/Night Dome Light is prewired with an on/off/on toggle switch and features two separate light circuits. One circuit uses a clear bulb and the other circuit uses a red night vision bulb. With the low current consumption of 0.068 amps @ 12 volts, they give off very little heat and feature an extremely long service life. Features 18 white and 12 red LEDs per light. Constructed of stamped polished brass with a lacquer coating to prevent tarnish. Surface mounts with three #6 RH fasteners (not included).

⚠ WARNING: Cancer and Reproductive Harm - www.P65Warnings.ca.gov



BERTH LIGHT

Machined and Stamped Polished Brass



Bulk	Display	Description	A	B	C	D	Finish	Fastener	Wt.(lb.)	Std. Pack
400400	400400-1	Small	3-9/16"	2-15/16"	3-3/4"	4-3/8"	Brass	#6 RH	.72	5 ea
400410	400410-1	Large	3-9/16"	4-3/8"	5-1/4"	6-3/16"	Brass	#6 RH	.88	5 ea
441142	441142-1	Replacement Bulb (Double Contact Bayonet Base)							.01 / .02	10 ea / 10 pr
n/a	442042-1	Double Contact Bayonet Base G4 Adapter							.01	5 ea

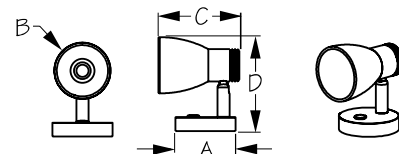
This Berth Light is prewired with integral on/off switch and includes a 15 watt DC double contact bayonet style bulb. Can be converted to LED with bayonet bulb socket adapter (442042-1) BA150 style base and G4 bulb (sold separately). Designed for bulkhead or wall mounting. Constructed of machined and stamped brass with a lacquer coating to prevent tarnish and solid brass knurled adjusting knobs. The interior surface of the lamp shade is white enamel to reflect more light. Installs with three #6 RH fasteners (not included). 12VDC.

⚠ WARNING: Cancer and Reproductive Harm - www.P65Warnings.ca.gov



LED CABIN/READING LIGHT WITH TOUCH DIMMER

Brushed Aluminum



Bulk	Display	A	B	C	D	Volts	Finish	Fastener	Wt.(lb.)	Std. Pack
n/a	400710-3	2-1/2"	2-3/8"	3-3/8"	4"	12-24	Brushed	#6 FH	.43	5 ea

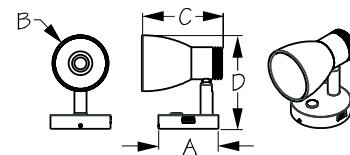
LED Cabin/Reading Light with built-in, touch controlled on/dim/off switch. This light features an adjustable direct beam reading light, as well as ambient light for the cabin. Warm white, 3000K Bridgelux bulb provides 270 lumens @ 3W. Works with 12V and 24V systems. Constructed of high quality brushed aluminum. Includes two #6 FH fasteners and Allen wrench. CE, RoHS compliant.

⚠ WARNING: Cancer and Reproductive Harm - www.P65Warnings.ca.gov



LED CABIN/READING LIGHT WITH TOUCH DIMMER & USB PORT

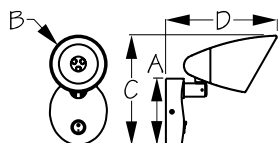
Brushed Aluminum



Bulk	Display	A	B	C	D	Volts	Finish	Fastener	Wt.(lb.)	Std. Pack
n/a	400715-3	2-1/2"	2-3/8"	3-3/8"	4"	12-24	Brushed	#6 FH	.50	5 ea

LED Cabin/Reading Light with built-in, touch controlled on/dim/off switch and USB port. This light features an adjustable direct beam reading light, as well as ambient light for the cabin. Warm white LED light with blue accented dimmer switch, 3000K Bridgelux bulb provides 270 lumens @ 3W. Works with 12V and 24V systems. USB Port: 5V/2A. Constructed of high quality brushed aluminum. Includes two #6 FH fasteners and Allen wrench. CE, RoHS compliant.

⚠ WARNING: Cancer and Reproductive Harm - www.P65Warnings.ca.gov

**LED CABIN/READING LIGHT**

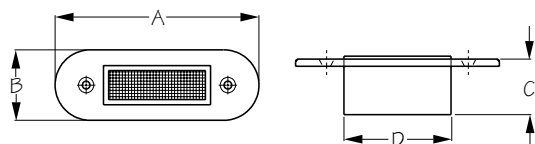
Plastic




Bulk	Display	A	B	C	D	Volts	Finish	Fastener	Wt.(lb.)	Std. Pack
n/a	400730-3	2-3/4"	2-5/8"	4-3/4"	4-1/4"	10-30	Silver	#6 FH	.22	5 ea

This LED Cabin/Reading Light features an adjustable light angle for directed lighting. G4 LED 2W (warm white) bulb included. Prewired with integral on/off rocker switch. 150 lumens. Installs with four #6 FH fasteners (included). IP55 rating. 10-30VDC.

⚠WARNING: Cancer and Reproductive Harm - www.P65Warnings.ca.gov

**LED COURTESY LIGHT**

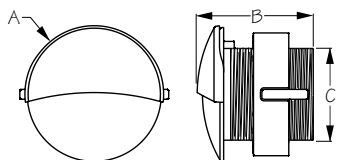
Plastic/Stamped 304 Stainless Steel



Bulk	Display	A	B	C	D	Lumens	Lens Color	Fastener	Wt.(lb.)	Std. Pack
401240	401240-1	3-5/16"	1-1/8"	7/8"	1-3/4"	36	Clear	#6 FH	.04	10 ea

LED Courtesy Light utilizes three bright, low amp LEDs that have a very long service life. Face plate hides the mounting screws to give this light a sleek, modern look. Low amperage draw of 0.02 amps @ 12VDC produces 55 lumens. Constructed of corrosion resistant stamped 304 stainless steel. Installs with two #6 FH fasteners (not included).

⚠WARNING: Cancer and Reproductive Harm - www.P65Warnings.ca.gov

**LED FLUSH MOUNT ROUND COURTESY LIGHT**

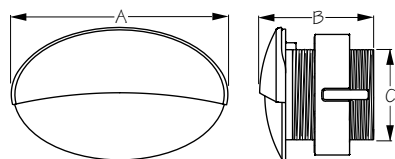
Plastic/Stamped Stainless Steel



Bulk	Display	A	B	C	Lumens	Stainless Cover	Gasket	Color	Wt.(lb.)	Std. Pack
n/a	401270-1	1-1/2"	1-1/4"	1-1/8"	21	Yes	Yes	White	.05	5 ea
401274	401274-1	1-1/2"	1-1/4"	1-1/8"	4	Yes	No/Yes	Blue	.05	10 ea / 5 ea

These LED Flush Mount Round Courtesy Lights feature a special lens design that aims the light downward while the stainless steel cover focuses the light, preventing it from projecting upwards. Low amperage draw of 0.02 amps @ 12VDC produces up to 21 lumens. Constructed of plastic and stamped stainless steel. Installs easily in a 1-1/8" diameter hole and is secured by a threaded mounting ring. Available with white or blue LEDs.

⚠WARNING: Cancer and Reproductive Harm - www.P65Warnings.ca.gov

**LED FLUSH MOUNT OVAL COURTESY LIGHT**

Plastic/Stamped Stainless Steel



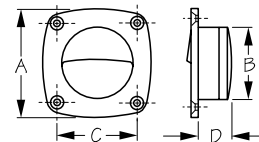
Bulk	Display	A	B	C	Lumens	Stainless Cover	Gasket	Color	Wt.(lb.)	Std. Pack
401275	401275-1	2-1/2"	1-1/4"	1-1/8"	10	Yes	No/Yes	White	.05	10 ea / 5 ea
401279	401279-1	2-1/2"	1-1/4"	1-1/8"	3	Yes	No/Yes	Blue	.05	10 ea / 5 ea

These LED Flush Mount Oval Courtesy Lights feature a special lens design that aims the light downward while the stainless steel cover focuses the light, preventing it from projecting upwards. Low amperage draw of 0.02 amps @ 12VDC produces up to 10 lumens. Constructed of plastic and stamped stainless steel. Installs easily in a 1-1/8" diameter hole and is secured by a threaded mounting ring. Available with white or blue LEDs.

⚠WARNING: Cancer and Reproductive Harm - www.P65Warnings.ca.gov

**LED UTILITY LIGHT**

Injection Molded Delrin



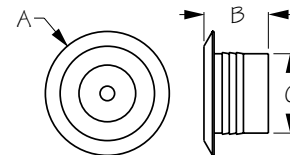
Bulk	Display	A	B	C	D	Color	Finish	Fastener	Wt.(lb.)	Std. Pack
401320	401320-1	2-3/16"	1-3/4"	1-9/16"	11/16"	White	Black	#6 FH	.04	10 ea
401321	401321-1	2-3/16"	1-3/4"	1-9/16"	11/16"	White	White	#6 FH	.04	10 ea
401324	401324-1	2-3/16"	1-3/4"	1-9/16"	11/16"	Blue	Black	#6 FH	.04	10 ea
401325	401325-1	2-3/16"	1-3/4"	1-9/16"	11/16"	Blue	White	#6 FH	.04	10 ea

These LED Utility Lights feature a low amp draw blue or white LED bulb. Constructed of injection molded Delrin for strength, heat resistance, and dimensional stability. Surface mounts with four #6 FH fasteners (not included). Available in black or white. 12VDC.

⚠ WARNING: Cancer and Reproductive Harm - www.P65Warnings.ca.gov

**LED SNAP-IN COURTESY LIGHT**

Aluminum



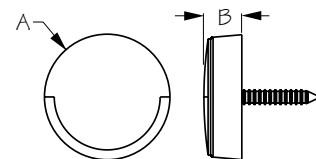
Bulk	Display	A	B	C	Lumens	Color	Volts	Wt.(lb.)	Std. Pack
401350	401350-1	1-1/2"	13/16"	1"	20	White	12	.03	10 ea / 5 ea
401354	401354-1	1-1/2"	13/16"	1"	6	Blue	12	.03	10 ea / 5 ea

These LED Snap-In Courtesy Lights utilize one white or blue low amp LED, keeping power consumption to less than 1 watt. Constructed of durable brushed aluminum. Installs in a 1" diameter hole; no fasteners required. IP67 waterproof rating. 12VDC.

⚠ WARNING: Cancer and Reproductive Harm - www.P65Warnings.ca.gov

**LED SURFACE MOUNT COURTESY LIGHT/180°**

Stamped 304 Stainless Steel/Plastic



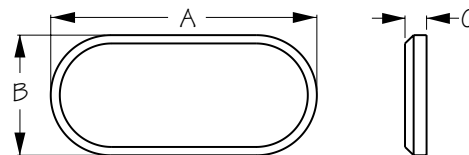
Bulk	Display	A	B	Lumens	Color	Volts	Fastener	Wt.(lb.)	Std. Pack
401390	401390-1	1-1/2"	1/2"	25	White	12	#10 FH	.03	10 ea / 5 ea
401394	401394-1	1-1/2"	1/2"	10	Blue	12	#10 FH	.03	10 ea / 5 ea

These 180° LED Surface Mount Courtesy Lights are designed to focus the light in any direction needed. Utilizes one white or blue low amp LED, providing a very long service life. Constructed of a corrosion resistant stamped 304 stainless steel cover with a lightweight plastic body. Installs with one #10 FH fastener (attached). IP67 waterproof rating. 12VDC.

⚠ WARNING: Cancer and Reproductive Harm - www.P65Warnings.ca.gov

**LED SURFACE MOUNT COURTESY EDGE LIGHT**

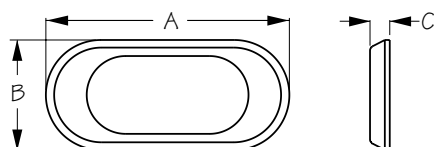
Stamped 304 Stainless Steel/Plastic



Bulk	Display	A	B	C	Lumens	Volts	Color	Fastener	Wt.(lb.)	Std. Pack
n/a	401375-1	3-1/8"	1-7/16"	3/16"	30	12	White	#10 FH	.04	5 ea
n/a	401379-1	3-1/8"	1-7/16"	3/16"	10	12	Blue	#10 FH	.04	5 ea

These 360° LED Surface Mount Courtesy Edge Lights utilize three blue or warm white low amp LEDs, providing a very long service life. Constructed of corrosion resistant stamped 304 stainless steel and lightweight plastic. Installs with two #10 FH fasteners (not included). IP65 water resistant rating. 12VDC.

⚠ WARNING: Cancer and Reproductive Harm - www.P65Warnings.ca.gov

**LED SURFACE MOUNT COURTESY LIGHT**

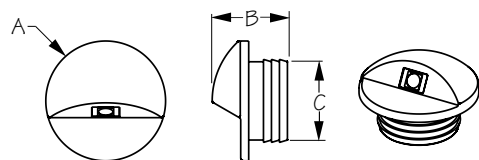
Stamped 304 Stainless Steel/Plastic



Bulk	Display	A	B	C	Lumens	Volts	Color	Fastener	Wt.(lb.)	Std. Pack
n/a	401405-1	3-1/8"	1-7/16"	3/16"	30	12	White	#10 FH	.05	5 ea
n/a	401409-1	3-1/8"	1-7/16"	3/16"	10	12	Blue	#10 FH	.05	5 ea

These LED Surface Mount Courtesy Lights utilize three blue or warm white low amp LEDs, providing a very long service life. Constructed of corrosion resistant stamped 304 stainless steel and lightweight plastic. Installs with two #10 FH fasteners (not included). IP65 water resistant rating. 12VDC.

⚠ WARNING: Cancer and Reproductive Harm - www.P65Warnings.ca.gov

**LED ALCOR COURTESY LIGHT**

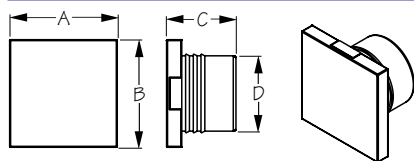
Investment Cast 316 Stainless Steel




Bulk	Display	A	B	C	Lumens	Volts	Color	LEDs	Wt.(lb.)	Std. Pack
n/a	401412-1	1-1/2"	1"	1"	20	12/24	White	1	.12	5 ea
n/a	401413-1	1-1/2"	1"	1"	10	12/24	Blue	1	.12	5 ea

LED Alcor Courtesy Lights can be mounted to cast light up, down, or to the side, depending on the required application. Constructed of corrosion resistant investment cast 316 stainless steel. Installs in a 1" diameter hole; no fasteners required. Available with one white or blue LED. 12/24VDC.

⚠ WARNING: Cancer and Reproductive Harm - www.P65Warnings.ca.gov

**LED SQUARE COURTESY LIGHT**

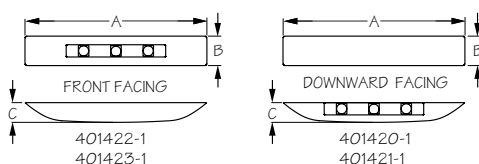
Investment Cast 316 Stainless Steel



Bulk	Display	A	B	C	D	Lumens	Volts	Color	Wt.(lb.)	Std. Pack
401417	401417-1	1-3/8"	1-3/8"	15/16"	1"	41	12/24	White	.14	5 ea
401418	401418-1	1-3/8"	1-3/8"	15/16"	1"	7	12/24	Blue	.14	5 ea

LED Square Courtesy Lights can be mounted to cast light up and down or side to side, depending on the required application. Constructed of corrosion resistant investment cast 316 stainless steel. Installs in a 1" diameter hole; no fasteners required. Available with two white or blue LEDs. 12/24VDC.

⚠ WARNING: Cancer and Reproductive Harm - www.P65Warnings.ca.gov

**DELUXE LED COURTESY LIGHT - LARGE**

Plastic/Investment Cast 316 Stainless Steel



Bulk	Display	A	B	C	Lumens	Volts	Color	Facing	Wt.(lb.)	Std. Pack
n/a	401420-1	3-15/16"	11/16"	7/16"	60	9-28	White	Down	.08	5 ea
n/a	401421-1	3-15/16"	11/16"	7/16"	24	9-28	Blue	Down	.08	5 ea
401422	401422-1	3-15/16"	11/16"	7/16"	60	9-28	White	Forward	.08	5 ea

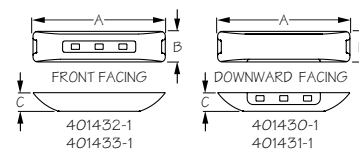
These Large Deluxe LED Courtesy Lights are available with outward or downward directed light. Feature 3 low amp, long life blue or white LEDs with a 60 or 24 lumen output. Constructed of a lightweight plastic body with an investment cast 316 stainless steel cover for a modern, streamlined profile. Installs with two #6 FH fasteners (not included). 9-28VDC. CE compliant. IP67 waterproof rating.

⚠ WARNING: Cancer and Reproductive Harm - www.P65Warnings.ca.gov



DELUXE LED COURTESY LIGHT - SMALL

Plastic/304 Stamped Stainless Steel



Bulk	Display	A	B	C	Lumens	Volts	Color	Facing	Wt.(lb.)	Std. Pack
n/a	401430-1	2-3/4"	11/16"	3/8"	20	9-28	White	Down	.03	5 ea
n/a	401431-1	2-3/4"	11/16"	3/8"	10	9-28	Blue	Down	.03	5 ea
n/a	401432-1	2-3/4"	11/16"	3/8"	20	9-28	White	Forward	.03	5 ea
n/a	401433-1	2-3/4"	11/16"	3/8"	10	9-28	Blue	Forward	.03	5 ea

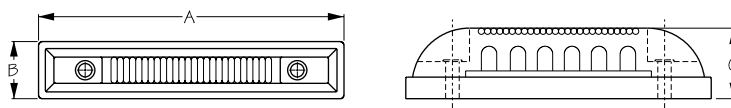
These Small Deluxe LED Courtesy Lights are available with outward or downward directed light. Feature 3 low amp, long life blue or white LEDs with a 20 or 10 lumen output. Constructed of a lightweight plastic body with an investment cast 316 stainless steel cover for a compact and contemporary design. Installs with two #6 FH fasteners (not included). 9-28VDC. CE compliant. IP67 waterproof rating.

⚠ WARNING: Cancer and Reproductive Harm - www.P65Warnings.ca.gov



LED STRIP LIGHT

Plastic



Bulk	Display	A	B	C	LEDs	Volts	Color	Fastener	Wt.(lb.)	Std. Pack
401450	401450-1	3-15/16"	3/4"	15/16"	6	12	White	#10 RH	.06	5 ea

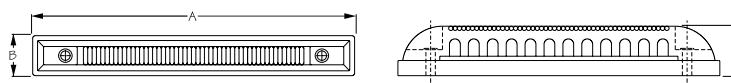
This LED Strip Light features 6 low amp LEDs per light. Circuit boards are epoxy potted for a water resistant seal. Constructed of corrosion resistant lightweight plastic. Installs with two #10 RH fasteners (not included). 12VDC.

⚠ WARNING: Cancer and Reproductive Harm - www.P65Warnings.ca.gov



LED STRIP LIGHT

Plastic



Bulk	Display	A	B	C	LEDs	Volts	Color	Fastener	Wt.(lb.)	Std. Pack
401445	401445-1	3-15/16"	3/4"	15/16"	6	12/24	White	#10 RH	.06	5 ea
401446	401446-1	3-15/16"	3/4"	15/16"	6	12/24	Blue	#10 RH	.06	5 ea
401447	401447-1	3-15/16"	3/4"	15/16"	6	12/24	Green	#10 RH	.06	5 ea
401448	401448-1	3-15/16"	3/4"	15/16"	6	12/24	Red	#10 RH	.06	5 ea
401465	401465-1	6"	3/4"	15/16"	12	12/24	White	#10 RH	.12	5 ea
401466	401466-1	6"	3/4"	15/16"	12	12/24	Blue	#10 RH	.12	5 ea
401467	401467-1	6"	3/4"	15/16"	12	12/24	Green	#10 RH	.12	5 ea
401468	401468-1	6"	3/4"	15/16"	12	12/24	Red	#10 RH	.12	5 ea

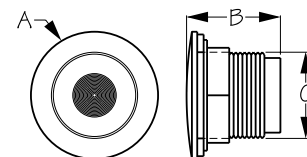
These LED Strip Lights feature 6 or 12 low amp LEDs per light. Circuit boards are epoxy potted for a waterproof seal. Constructed of corrosion resistant lightweight plastic. Installs with two #10 RH fasteners (included). 12/24VDC. IP67 waterproof rating.

⚠ WARNING: Cancer and Reproductive Harm - www.P65Warnings.ca.gov



LED LIVEWELL LIGHT

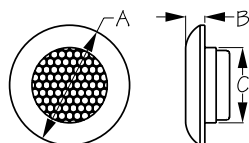
Injection Molded Polycarbonate



Bulk	Display	A	B	C	Lumens	Volts	Color	Wt.(lb.)	Std. Pack
n/a	401525-1	1-1/2"	1-1/2"	7/8"	12.5	12	White	.05	5 ea

These LED Livewell Lights are ideal for livewell applications. Constructed of injection molded polycarbonate with a water resistant gasket and integral molded lens. Easy to install, it is secured from the back by a threaded mounting ring. 12VDC.

⚠ WARNING: Cancer and Reproductive Harm - www.P65Warnings.ca.gov



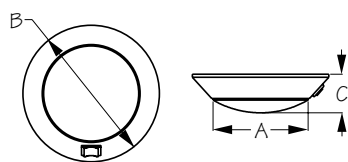
LED COURTESY LIGHT

Plastic

Bulk	Display	A	B	C	Ring Finish	Lumens	LED Color	Fastener	Wt.(lb.)	Std. Pack
401615	401615-1	3-1/8"	1/2"	2"	Chrome	3	Red	#6 FH	.10	1 ea / 5 ea
401617	401617-1	3-1/8"	1/2"	2"	White	3	Red	#6 FH	.10	1 ea / 5 ea
401625	401625-1	3-1/8"	1/2"	2"	Chrome	8	White	#6 FH	.10	1 ea / 5 ea
401627	401627-1	3-1/8"	1/2"	2"	White	8	White	#6 FH	.10	1 ea / 5 ea
401645	401645-1	3-1/8"	1/2"	2"	Chrome	3	Blue	#6 FH	.10	1 ea / 5 ea
401647	401647-1	3-1/8"	1/2"	2"	White	3	Blue	#6 FH	.10	1 ea / 5 ea
401699C	n/a	Replacement Ring			Chrome				.01	1 ea
401699W	n/a	Replacement Ring			White				.01	1 ea

These LED Courtesy Lights feature 9 low amp LEDs per light. White LEDs produce 8 lumens of light, while blue and red LEDs produce 3 lumens. Constructed of corrosion resistant lightweight plastic with a white or chrome finish. Installs with three #6 FH fasteners (included). Recommended for interior use only. 12VDC.

⚠ **WARNING:** Cancer and Reproductive Harm - www.P65Warnings.ca.gov



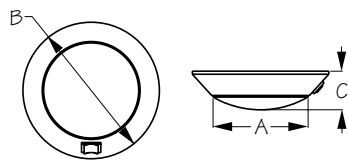
LED DOME LIGHT

Plastic

Bulk	Display	A	B	C	Volts	Finish	Fastener	Wt.(lb.)	Std. Pack
401725	401725-1	4"	5-3/4"	1-5/8"	12	Chrome	#8 RH	.25	1 ea / 5 ea
401727	401727-1	4"	5-3/4"	1-5/8"	12	White	#8 RH	.25	1 ea / 5 ea

These vibration resistant LED Dome Lights are prewired with an on/off rocker switch. With the low current consumption of 0.068 amps @ 12 volts, they give off very little heat and have extremely long service life. Features 18 white LEDs per light. Constructed of corrosion resistant lightweight plastic with a white or chrome finish. Surface mounts with #8 RH fasteners (not included).

⚠ **WARNING:** Cancer and Reproductive Harm - www.P65Warnings.ca.gov



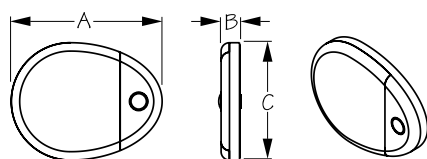
LED DAY/NIGHT DOME LIGHT

Plastic

Bulk	Display	A	B	C	Volts	Finish	Fastener	Wt.(lb.)	Std. Pack
401755	401755-1	4"	5-3/4"	1-5/8"	12	Chrome	#8 RH	.25	1 ea / 5 ea
401757	401757-1	4"	5-3/4"	1-5/8"	12	White	#8 RH	.25	1 ea / 5 ea

These vibration resistant LED Day/Night Dome Lights are prewired with an on/off/on rocker switch and feature two separate light circuits. One circuit uses a clear bulb and the other circuit uses a red night vision bulb. With the low current consumption of 0.068 amps @ 12 volts, they give off very little heat and feature an extremely long service life. Features 15 white and 5 red LEDs per light. Constructed of corrosion resistant lightweight plastic with a white or chrome finish. Surface mounts with #8 RH fasteners (not included).

⚠ **WARNING:** Cancer and Reproductive Harm - www.P65Warnings.ca.gov



LED TEAR DROP LIGHT WITH DIMMER

Plastic

Bulk	Display	A	B	C	Lumens	Volts	LED Light Color	Fastener	Wt.(lb.)	Std. Pack
n/a	401817-3	4"	9/16"	3-1/2"	200	12-24	White	#6 RH	.21	5 ea

LED Tear Drop Light features a warm white light with blue accented, touch controlled on/dim/off switch. Touch the center button to turn on and off. Continue to touch button to activate dimmer. Warm white, 3000K, 9 Osram LEDs, 200 lumens @ 3W. Works with 12V and 24V systems. Includes two #6 RH fasteners. CE, RoHS compliant.

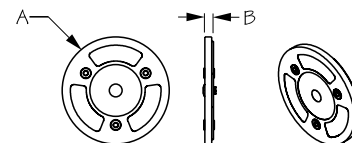
⚠ **WARNING:** Cancer and Reproductive Harm - www.P65Warnings.ca.gov





LED ROUND MIRROR LIGHT WITH DIMMER

Mirror/Plastic



Bulk	Display	A	B	Lumens	Volts	LED Light Color	Fastener	Wt.(lb.)	Std. Pack
n/a	401835-3	4"	5/16"	300	12-24	White/Blue	#6 FH	.18	5 ea

This LED Round Mirror Light features white and blue LED lights with a built-in, touch controlled on/dim/off switch. Touch the center button to switch between white, blue, and off. Continue to touch button to activate dimmer. 3000K, 18 Osram LEDs, 300 lumens @ 3W. Works with 12V and 24V systems. Includes three #6 FH fasteners and white hole plugs. CE, RoHS compliant.

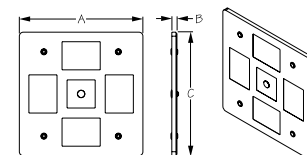


⚠ WARNING: Cancer and Reproductive Harm - www.P65Warnings.ca.gov




LED SQUARE MIRROR LIGHT WITH DIMMER

Mirror/Plastic



Bulk	Display	A	B	C	Lumens	Volts	LED Light Color	Fastener	Wt.(lb.)	Std. Pack
n/a	401840-3	7-7/8"	5/16"	7-7/8"	1000	12-24	White/Blue	#6 FH	1.14	5 ea

This LED Square Mirror Light features white and blue LED lights with a built-in, touch controlled on/dim/off switch. Touch the center button to switch between white, blue, and off. Continue to touch button to activate dimmer. 3000K warm white, 24 Osram LEDs, 1000 lumens @ 6W. Works with 12V and 24V systems. Includes four #6 FH fasteners and white hole plugs. CE, RoHS compliant.

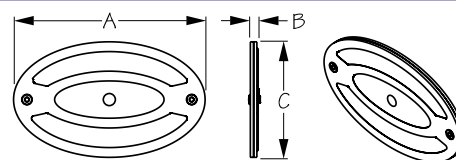


⚠ WARNING: Cancer and Reproductive Harm - www.P65Warnings.ca.gov



LED OVAL MIRROR LIGHT WITH DIMMER

Mirror/Plastic

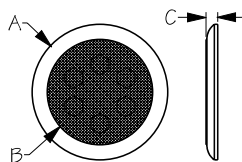


Bulk	Display	A	B	C	Lumens	Volts	LED Light Color	Fastener	Wt.(lb.)	Std. Pack
n/a	401845-3	7-7/8"	5/16"	4-3/4"	300	12-24	White/Blue	#6 FH	.41	5 ea

This LED Oval Mirror Light features white and blue LED lights with a built-in, touch controlled on/dim/off switch. Touch the center button to switch between white, blue, and off. Continue to touch button to activate dimmer. 3000K, 36 Osram LEDs, 300 lumens @ 6W. Works with 12V and 24V systems. Includes two #6 FH fasteners and white hole plugs. CE, RoHS compliant.



⚠ WARNING: Cancer and Reproductive Harm - www.P65Warnings.ca.gov

**LED LOW PROFILE TASK LIGHT W/O SWITCH**

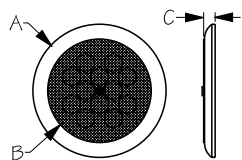
Polished 304 Stainless Steel



Bulk	Display	A	B	C	Ring Finish	Volts	LED Color	Fastener	Wt.(lb.)	Std. Pack
401665	401665-1	2-9/16"	1-3/8"	9/32"	Polished	12-24	White	#6 FH	.09	1 ea / 5 ea

This Low Profile Task Light features 6 warm white LEDs @ 0.2A (100 lumens). This light does not have an integral on/off switch. Constructed with a nickel plated 304 stainless steel bezel for style and corrosion resistance. Installs with two #6 FH fasteners (not included). 12-24VDC. IP67 waterproof rating.

⚠ WARNING: Cancer and Reproductive Harm - www.P65Warnings.ca.gov

**LED LOW PROFILE TASK LIGHT**

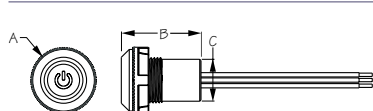
Polished 304 Stainless Steel



Bulk	Display	A	B	C	Ring Finish	Volts	LED Color	Fastener	Wt.(lb.)	Std. Pack
401666	401666-1	2-9/16"	1-3/8"	9/32"	Polished	12-24	White	#6 FH	.09	1 ea / 5 ea
401676	401676-1	3-3/8"	2-5/8"	9/32"	Polished	12-24	White	#6 FH	.12	1 ea / 5 ea

LED Low Profile Task Lights feature 6 LEDs @ 0.2A (100 lumens) or 12 LEDs @ 0.4A (200 lumens). Integral on/off switch activated by pressing the center of the lens. Constructed with a nickel plated 304 stainless steel bezel for style and corrosion resistance. Installs with two #6 FH fasteners (not included). 12-28VDC. IP65 rating.

⚠ WARNING: Cancer and Reproductive Harm - www.P65Warnings.ca.gov

**LED PUSH BUTTON ON/OFF SWITCH WITH BOOT**

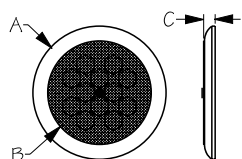
Aluminum/Injection Molded Nylon



Bulk	Display	Action	A	B	C	Max Amps	Volts	Wt.(lb.)	Std. Pack
403065	403065-1	SPST On-Off	1-3/16"	1-7/16"	7/8"	20A @ 12VDC	12-24	.25	10 ea

Prewired for easy installation. Typically wired so LED ring lights up blue when pushing the center button, energizing the circuit. Push button constructed of aluminum with clear water resistant nylon boot. 20A max. 10-24VDC. IP66 rating.

⚠ WARNING: Cancer and Reproductive Harm - www.P65Warnings.ca.gov

**LED LOW PROFILE DAY/NIGHT TASK LIGHT**

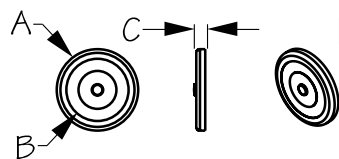
Polished 304 Stainless Steel



Bulk	Display	A	B	C	Ring Finish	Volts	LED Color	Fastener	Wt.(lb.)	Std. Pack
401679	401679-1	3-3/8"	2-5/8"	9/32"	Polished	12-24	White/Red	#6 FH	.12	1 ea / 5 ea

LED Low Profile Day/Night Task Light features 12 LEDs; 8 warm white @ 0.19A (143 lumens) and 4 red @ 0.06A (43 lumens) for night vision. Integral 3-way switch activates by pressing the center of the lens. Switch goes from on-night/off/on-day. Constructed with a nickel plated 304 stainless steel bezel for style and corrosion resistance. Installs with two #6 FH fasteners (not included). 12-28VDC. IP65 rating. CE compliant.

⚠ WARNING: Cancer and Reproductive Harm - www.P65Warnings.ca.gov

**LED LOW PROFILE TASK LIGHT WITH TOUCH ON/DIM/OFF SWITCH**

304 Stainless Steel



Bulk	Display	A	B	C	Ring Finish	Volts	LED Color	Fastener	Wt.(lb.)	Std. Pack
n/a	401686-1	2-3/4"	2-1/16"	5/16"	Polished	12-28	White	#6 FH	.08	5 ea

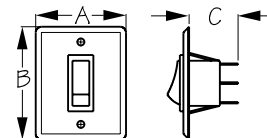
LED Low Profile Task Light with touch dimmer features 24 warm white LEDs @ 0.19A (145 lumens). Integral touch controlled on/dim/off operation, activated by pressing the center button. Memory function turns the light back on at the same brightness level as when it was turned off. Constructed of corrosion resistant, polished 304 stainless steel. Installs with two #6 FH fasteners (included). 12-28VDC. IP65 rating. CE, RoHS compliant.

⚠ WARNING: Cancer and Reproductive Harm - www.P65Warnings.ca.gov



WALL SWITCH PANEL

Stamped 304 Stainless Steel



Bulk	Display	A	B	C	Volts	# of Switches	Finish	Fastener	Wt.(lb.)	Std. Pack
403010	403010-1	2"	2-1/2"	1"	12	1	Stainless	#6 RH	.08	1 ea / 5 ea
403020	403020-1	2"	2-1/2"	1"	12	2	Stainless	#6 RH	.08	1 ea / 5 ea

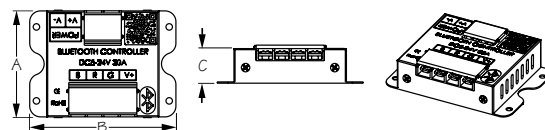
Wall Switch Panels feature one or two black SPDT switches rated 12VDC @ 15 amps each. Constructed of corrosion resistant stamped 304 stainless steel. Installs with two #6 RH fasteners (not included).

⚠ WARNING: Cancer and Reproductive Harm - www.P65Warnings.ca.gov



BLUETOOTH SMART PHONE CONTROLLER - RGB

Powder Coated Steel



Bulk	Display	A	B	C	Maximum Range	Volts	Amps	Fastener	Wt.(lb.)	Std. Pack
n/a	403051-1	2-7/16"	3-3/8"	13/16"	50'	5-24	30	#6 RH	.22	4 ea
325181	n/a	LED RGB Rod Holder							2.25	8 ea
325188	325188-1	LED RGB Rod Holder Cap							.05	8 ea / 4 ea
325189	325189-1	LED RGB Rod Holder Tube Insert Only (10")							.25	8 ea / 4 ea
426624	426624-1	Optional Terminal Block (4 Position)							.06	10 ea

Using Bluetooth technology, this RGB LED controller lets you operate LED RGB Rod holders (325181), LED RGB Tube inserts (325189), LED RGB Rod holder caps (325188) and LED RGB strips lights with your smart phone (IOS 6 or Android 4.0 and above). Choose from numerous dynamic color-changing modes with adjustable speed and brightness levels or from static color modes. Additional features include a color-selection wheel, 6 timer settings, music control, mode/color-change via phone shake, and photo color match (matches specific colors in photos). This LED controller has a maximum load capacity of 10 amps per channel and is compatible with LED light strips that operate within a 5-24VDC range. Maximum load is 400 watts at 12 volts or 800 watts at 24 volts. The controller works within 50' of your phone. For dry locations only. CE, RoHS compliant.

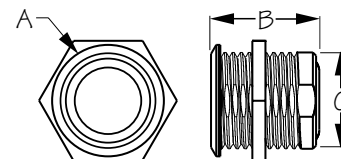
- Dynamic or static color modes
- Customized color, brightness, speed and timer settings
- Music sound control capability
- Phone shake color/mode change and photo color matching
- 50' Range

⚠ WARNING: Cancer and Reproductive Harm - www.P65Warnings.ca.gov




LED CONTINUOUS ADJUSTMENT DIMMER SWITCH

304 Stainless Steel

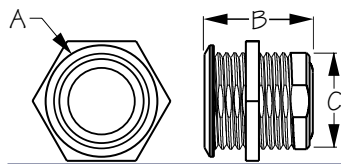


Bulk	Display	A	B	C	Max Amps	Volts	Wt.(lb.)	Std. Pack
403060	403060-1	7/8"	7/8"	3/4"	1.5	12/24	.25	10 ea

LED Continuous Adjustment Dimmer Switch features easy-to-identify color-coded dimming levels. When off, the LED ring is orange; maximum bright, the ring is green; lowest light level, the ring is purple; and in between stages are shades of blue. A short press turns the light on and off, then a longer press activates the dimming/brightening function. Memory function turns the light back on at the same brightness level as when it was turned off. Constructed of corrosion resistant 304 stainless steel. 1.5A max. 12/24VDC. IP67 waterproof rating.



⚠ WARNING: Cancer and Reproductive Harm - www.P65Warnings.ca.gov



LED CONTINUOUS ADJUSTMENT DIMMER W/O ON/OFF FUNCTION

304 Stainless Steel

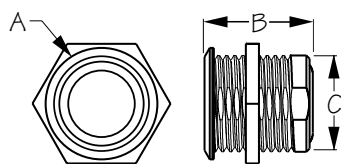


Bulk	Display	A	B	C	Max Amps	Volts	Wt.(lb.)	Std. Pack
403061	403061-1	7/8"	7/8"	3/4"	1.5	12/24	.25	10 ea / 1 ea

This LED Continuous Adjustment Dimmer Without On/Off Function is designed to work with lights that are internally switched. Ideal for Aurora Pop-Up Light (404610-3). A center touch sensor activates the color-coded dimming levels. When powered, the LED ring is dark blue; when adjusting towards maximum brightness, the ring becomes lighter blue; when adjusting towards minimum brightness, the ring becomes darker blue. Memory function turns the light back on at the same brightness level as when it was turned off. Constructed of corrosion resistant 304 stainless steel. 1.5A max. 12/24VDC. IP67 waterproof rating.



⚠ **WARNING:** Cancer and Reproductive Harm - www.P65Warnings.ca.gov



LED PUSH BUTTON ON/OFF SWITCH

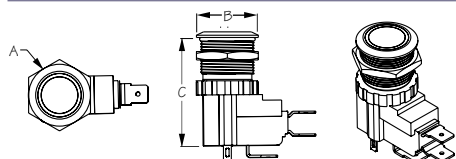
Formed 304 Stainless Steel



Bulk	Display	Action	A	B	C	Max Amps	Volts	Wt.(lb.)	Std. Pack
403063	403063-1	SPST On-Off	7/8"	7/8"	3/4"	5	10-24	.25	5 ea / 4 ea

LED Push Button On/Off Switch is prewired for easy installation. Typically wired so LED ring lights up blue when pushing the center button, energizing the circuit. Constructed of corrosion resistant formed 304 stainless steel. 5A max. 10-24VDC. IP65 rating.

⚠ **WARNING:** Cancer and Reproductive Harm - www.P65Warnings.ca.gov



LED PUSH BUTTON ON/OFF SWITCH/HIGH AMP

Formed 304 Stainless Steel

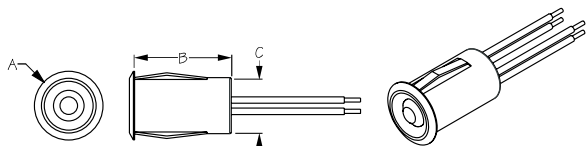


Bulk	Display	Action	A	B	C	Max Amps	Volts	Wt.(lb.)	Std. Pack
n/a	403064-1	SPST On-Off	7/8"	3/4"	1-9/16"	25	10-24	.05	4 ea

This High Amp LED Push Button On/Off Switch lights up blue when pushing the center button, energizing the circuit. Installs easily. Constructed of corrosion resistant formed 304 stainless steel. 25A max. 10-24VDC. IP67 rating.



⚠ **WARNING:** Cancer and Reproductive Harm - www.P65Warnings.ca.gov



MOTION SENSOR SWITCH



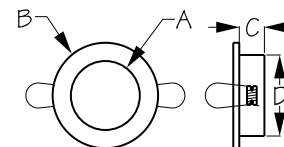
Bulk	Display	A	B	C	Max Amps	Volts	Wt.(lb.)	Std. Pack
403066	403066-1	1-1/16"	1-9/16"	7/8"	2	12-30	.25	5 ea

Motion Sensor Switch can be used to activate LED and incandescent lights. The motion detection range is up to 15 feet, with an activation angle of 120°. Activation time is adjustable (10/20/50/70 seconds); factory preset 70 seconds. 2A max. 12-30VDC. IP67 waterproof rating.

⚠ **WARNING:** Cancer and Reproductive Harm - www.P65Warnings.ca.gov

**LED OVERHEAD LIGHT**

Stamped 304 Stainless Steel



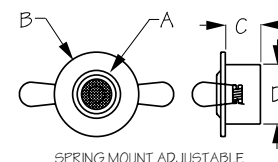
Bulk	Display	A	B	C	D	Mount Style	Lens Color	Finish	Wt.(lb.)	Std. Pack
n/a	404230-3	1-1/2"	2-9/16"	5/8"	1-13/16"	Spring	Clear	Stainless	.12	5 ea
n/a	404232-3	1-1/2"	2-9/16"	5/8"	1-13/16"	Spring	Frosted	Stainless	.12	5 ea
n/a	404330-3	2"	3-3/16"	3/4"	2-7/16"	Spring	Clear	Stainless	.19	5 ea
n/a	404332-3	2"	3-3/16"	3/4"	2-7/16"	Spring	Frosted	Stainless	.19	5 ea
442944	442944-1	Replacement Bulb (LED G4 Base)							.01	5 ea

LED Overhead Lights feature excellent light dispersion and brightness, making them ideal for all accent lighting in cabins, walkways, cockpits, and interior compartments. Spring mounted they are recessed to provide a sleek appearance. G4 LED bulb features 14 white LEDs producing 60 lumens. Constructed of corrosion resistant 304 stainless steel with a brushed finish to compliment any interior. Available in two sizes with a clear or frosted lens. 60 MA, 0.7W @ 12VDC.

⚠ **WARNING:** Cancer and Reproductive Harm - www.P65Warnings.ca.gov

**DELUXE HIGH POWER LED OVERHEAD LIGHT - ADJUSTABLE ANGLE**

Stamped 304 Stainless Steel



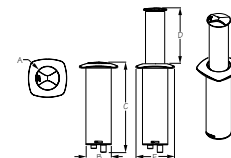
Bulk	Display	A	B	C	D	Volts	Lux	Wt.(lb.)	Std. Pack
n/a	404520-1	1-7/16"	2-5/8"	1-1/16"	1-13/16"	12-28	180	.23	5 ea

The Deluxe High Power LED Overhead Light features excellent light dispersion and brightness, making it ideal for all accent lighting in cabins, walkways, cockpits, and interior compartments. This light features an adjustable angle to direct light where needed. Spring mounted to fit in a 1-13/16" hole. Constructed of corrosion resistant stamped 304 stainless steel. 180 lux. 12-28VDC.

⚠ **WARNING:** Cancer and Reproductive Harm - www.P65Warnings.ca.gov

**AURORA LED POP-UP TABLE LIGHT**

Investment Cast 316 Stainless Steel/ABS



Bulk	Display	A	B	C	D	E	Lumens	Volts	Wt.(lb.)	Std. Pack
n/a	404605-3	2-3/8"	2-5/8"	6"	2-3/4"	3-15/16"	500	12-24	.50	1 ea
n/a	404610-3	2-3/8"	2-5/8"	9-7/8"	5-1/2"	3-15/16"	500	12-24	.65	1 ea
403061	403061-1	LED Continuous Adjustment Dimmer without On/Off function							.25	10 ea / 1 ea

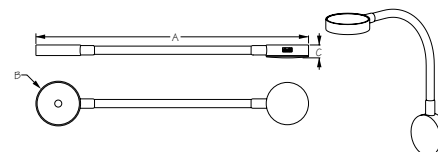
Aurora LED Pop-Up Table Light is available in 2-3/4" and 5-1/2" pop-up heights, it automatically switches on with a simple twist of the cap, allowing the light to pop-up, ready to use. Push the cap down, twist to lock, and the light switches off and disappears into a table or deck. Can be used with LED Touch Dimmer Switch (403061-1). Cap and bezel constructed of corrosion resistant investment cast 316 stainless steel. Installs with #10 FH fasteners (included). Produces 500 lumens. 12-24VDC. IP67 waterproof rating.



⚠ **WARNING:** Cancer and Reproductive Harm - www.P65Warnings.ca.gov

**LED FLEX-NECK DAY/NIGHT LIGHT WITH USB**

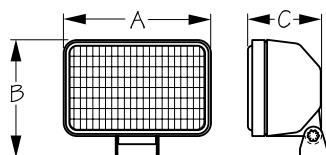
Rubber Coated Plastic



Bulk	Display	A	B	C	Fastener	Wt.(lb.)	Std. Pack
n/a	404939-3	14-1/2"	2-3/8"	3/4"	#6 FH	.39	1 ea

LED Flex-Neck Day/Night Light with USB is great for chart lighting or can be used as a reading, cabin, or berth light. Features 21 white LEDs and 3 red LEDs for night vision with a built-in, touch controlled on/dim/off switch. Touch the center button to switch between red, white, and off. Continue to touch button to activate dimmer. 3000K Bridgelux bulbs @ 3W. USB Port: 5V/2A. Constructed of rubber coated plastic. Installs with two #6 FH fasteners (included). CE, RoHS certified.

⚠ **WARNING:** Cancer and Reproductive Harm - www.P65Warnings.ca.gov

**HALOGEN FLOOD LIGHT**

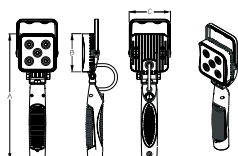
Injection Molded Fiberglass Nylon w/ Stamped 304 Stainless Steel Bracket



Bulk	Display	A	B	C	Amps	Volts	Watts	Wt.(lb.)	Std. Pack
n/a	405110-1	6-15/16"	5-5/16"	3-3/16"	4.58	12	55	1.45	1 ea
n/a	405115-1	5-7/8"	4-1/16"	3-3/16"	4.58	12	55	1.08	1 ea
n/a	405111-1	Replacement Bulb (12V 55W Halogen - H3 style)						.02	5 ea

This marine grade Halogen Flood Light features H3 style 12VDC 55W halogen bulb. Constructed of fiberglass reinforced injection molded housing for strength and UV resistance, a solid glass lens, and a corrosion resistant stamped 304 stainless steel mounting bracket.

⚠ **WARNING:** Cancer and Reproductive Harm - www.P65Warnings.ca.gov

**LED RECHARGEABLE HANDHELD FLOOD LIGHT**

Powder Coated Aluminum/Stamped 304 Stainless Steel Bracket/ABS



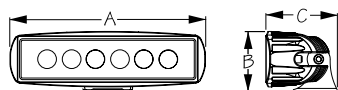
Bulk	Display	A	B	C	LEDs	Lumens	Wt.(lb.)	Std. Pack
n/a	405300-3	11"	3-1/4"	3-1/2"	5	1200	.67	1 ea



This marine grade LED Rechargeable Handheld Flood Light features five 3W high intensity Bridgelux LEDs which produce 1200 lumens. Fully adjustable, the handle allows the light to be hung or propped at many different angles to illuminate the task at hand. Includes both a 12VDC and 120 VAC charge adapter. Constructed of a black powder coated aluminum housing with a stamped 304 stainless steel bracket and polycarbonate lens. 7.4V 2200mAh rechargeable Li-battery. Run time 3-4 hours. Charging time 3-4 hours. IP65 rating. CE, RoHS compliant.



⚠ **WARNING:** Cancer and Reproductive Harm - www.P65Warnings.ca.gov

**LED COCKPIT SPREADER LIGHT**

Powder Coated Aluminum/Stamped 304 Stainless Steel Bracket



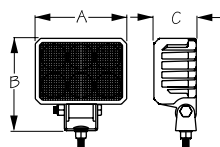
Bulk	Display	A	B	C	LEDs	Amps	Volts	Color	Wt.(lb.)	Std. Pack
n/a	405320-3	6-1/4"	1-7/8"	2-1/4"	6	1	12/24	Black	.67	1 ea
n/a	405321-3	6-1/4"	1-7/8"	2-1/4"	6	1	12/24	White	.67	1 ea



These marine grade LED Cockpit Spreader Lights feature six 3W high intensity Epistar LEDs that produce 1440 lumens. The wide beam polycarbonate lens provides ample illumination for sail trim or deck work. Constructed of a powder coated die cast aluminum housing with a stamped 304 stainless steel mounting bracket. Available in black or white. Low amp draw. 1A @ 12VDC. IP68 waterproof rating. CE, RoHS compliant.



⚠ **WARNING:** Cancer and Reproductive Harm - www.P65Warnings.ca.gov

**LED RECTANGULAR FLOOD LIGHT**

Powder Coated Aluminum/Stamped 304 Stainless Steel Bracket



Bulk	Display	A	B	C	LEDs	Amps	Volts	Lumens	Wt.(lb.)	Std. Pack
n/a	405335-3	4-5/16"	4-1/8"	2"	6	1.4	9-36	1500	.99	1 ea

This marine grade LED Flood Light features 6 super bright LEDs that produce 1500 lumens. Constructed of a powder coated aluminum housing with a corrosion resistant stamped 304 stainless steel bracket. Low amp draw. 9-36VDC. IP67 waterproof rating.

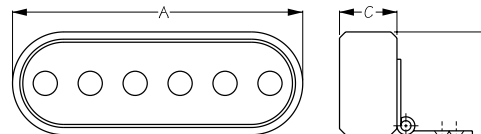
⚠ **WARNING:** Cancer and Reproductive Harm - www.P65Warnings.ca.gov





LED COMPACT FLOOD & SPREADER LIGHT

Aluminum/304 Stainless Steel



Bulk	Display	A	B	C	LEDs	Amps	Volts	Lumens	Wt.(lb.)	Std. Pack
n/a	405350-3	6"	2-1/8"	1-3/16"	6	1.25	10-30	1400	.77	1 ea



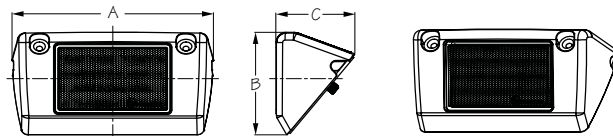
The LED Compact Flood & Spreader Light features 6 bright 3W LEDs that produce 1400 lumens at a 60° angle flood. Constructed of a machined anodized solid aluminum body with a stainless steel mounting bracket to provide a sleek look and durability. Low amp draw of 1.25A @ 12VDC. 15W total. 10-30VDC.

WARNING: Cancer and Reproductive Harm - www.P65Warnings.ca.gov



LED UNDERMOUNT LIGHT BAR - SMALL

Powder Coated Aluminum



Bulk	Display	A	B	C	LED's	Amps	Volts	Lumens	Wt.(lb.)	Std. Pack
n/a	405360-3	5"	2-5/8"	2"	15	.9	9-32	1200	.49	1 ea

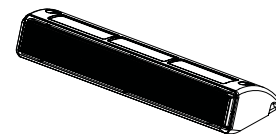
This small LED Undermount Light Bar has a 45° tilt, great for RV porch light. Osram LEDs provides 1,200 lumens @ 15W. Constructed of powder coated die cast aluminum with a durable polycarbonate lens. IP67 rating. CE, RoHS compliant.

WARNING: Cancer and Reproductive Harm - www.P65Warnings.ca.gov



LED UNDERMOUNT LIGHT BAR - LARGE

Powder Coated Aluminum



Bulk	Display	A	B	C	LED's	Amps	Volts	Lumens	Wt.(lb.)	Std. Pack
n/a	405364-3	10"	1-1/2"	2-1/8"	40	2	9-32	3200	.75	1 ea

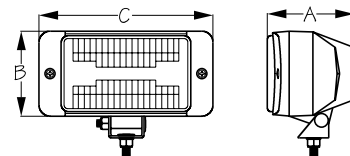
This Large LED Undermount Light Bar has a 45° tilt, great for RV awning light. Osram LEDs provides 3,200 lumens @ 40W. Constructed of powder coated die cast aluminum with a durable polycarbonate lens. IP67 rating. CE, RoHS compliant.

WARNING: Cancer and Reproductive Harm - www.P65Warnings.ca.gov



DOCKING LIGHT

Injection Molded Fiberglass Nylon/Stamped 304 Stainless Steel Bracket



Bulk	Display	A	B	C	Amps	Volts	Watts	Wt.(lb.)	Std. Pack
405510	n/a	2-7/8"	2-11/16"	5-11/16"	4.58	12	55	.67	1 ea
n/a	405111-1	Replacement Bulb (12V 55W Halogen - H3 style)						.02	5 ea

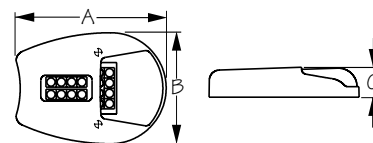
This Docking Light features a H3 style 12VDC 55W halogen bulb. Constructed of a fiberglass reinforced injection molded nylon housing for strength and UV resistance with a corrosion resistant stamped 304 stainless steel bracket.

WARNING: Cancer and Reproductive Harm - www.P65Warnings.ca.gov



LED DOCKING LIGHTS

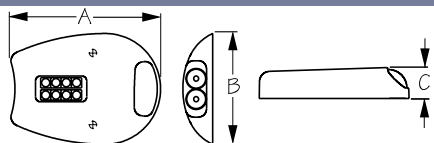
Stamped 304 Stainless Steel



Bulk	Display	A	B	C	LEDs	Lumens	Amp Draw	Fastener	Wt.(lb.)	Std. Pack
405950	405950-1	3-9/16"	2-5/8"	3/4"	32	180	0.28@12V	#8 RH	.19	1 pr

LED Docking Lights feature a sleek, contemporary design. 32 super bright LEDs produce 180 lumens for excellent vision when docking. Constructed of corrosion resistant stamped 304 stainless steel. Surface mounted with two #8 RH fasteners (not included). Low amp draw of 0.28A @ 12VDC.

WARNING: Cancer and Reproductive Harm - www.P65Warnings.ca.gov

**LED CREE DOCKING LIGHTS**

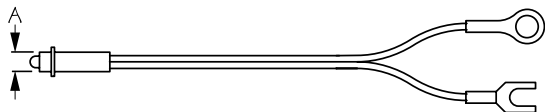
Stamped 304 Stainless Steel



Bulk	Display	A	B	C	LEDs	Lumens	Amp Draw	Fastener	Wt.(lb.)	Std. Pack
405951	405951-1	3-9/16"	2-5/8"	3/4"	10	300	0.28@12V	#8 RH	.19	1 pr

These Docking Lights feature two high power Cree LEDs providing 1300 lux light output from the front array, with a focused beam angle of 10° for a concentrated light beam. Eight regular LEDs on the top array have a wide-angle beam of 90° to illuminate a large portion of the dock area. Front lights and top lights can be controlled separately. The lights small footprint makes for easy installation. Constructed of corrosion resistant stamped 304 stainless steel. Surface mounted with two #8 RH fasteners (not included). Low amp draw of 0.28 @ 12VDC produces 300 lumens. IP68 waterproof rating.

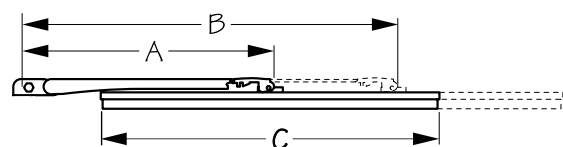
⚠WARNING: Cancer and Reproductive Harm - www.P65Warnings.ca.gov

**LED INDICATOR LIGHTS**

Bulk	Display	A	Volts	Color	Wt.(lb.)	Std. Pack
408111	n/a	3/16"	110 AC	Red	.01	5 ea
408112	n/a	3/16"	110 AC	Green	.01	5 ea
408121	n/a	3/16"	12 DC	Red	.01	5 ea
408122	n/a	3/16"	12 DC	Green	.01	5 ea

LED Indicator Lights can be panel mounted. Recommended wiring: DC voltage - gray wire is positive and black is negative. AC voltage - black wire is hot and gray is neutral.

⚠WARNING: Cancer and Reproductive Harm - www.P65Warnings.ca.gov

**WINDSHIELD WIPER COMPONENTS**

Stamped 304 Stainless Steel/Lexan Blades



Bulk	Display	Style	Description	Shaft Size	A	B	C	Wt.(lb.)	Std. Pack
411111	411111-1	Original Style(Hook)	Blade	n/a			11"	.07	10 ea
411114	411114-1	Original Style(Hook)	Blade	n/a			14"	.09	10 ea
410051	410051-1	New Style (Hinge)	Arm	3/8"	6-11/16"	10-13/16"		.13	10 ea
410054	410054-1	New Style (Hinge)	Arm	3/8"	9"	14-3/4"		.14	10 ea
411151	411151-1	New Style (Hinge)	Blade	n/a			11"	.07	10 ea
411154	411154-1	New Style (Hinge)	Blade	n/a			14"	.09	10 ea

All hook style wiper blades and arms are replacements for Sea-Dog® wipers sold prior to 1993. In addition, the hook style wiper blades and arms will fit most older wipers sold by AFI®, Wilcox®, NA Taylor®, GEM®, L.S. Brown®, and others. All current Sea-Dog® wipers now come equipped with the new slip-on, hinge-style wiper blades and arms. Verify style prior to ordering. Wiper arms fit all standard and waterproof standard motors with 3/8" shaft diameter. Note: Blades do not fit 413 series arms.

⚠WARNING: Cancer and Reproductive Harm - www.P65Warnings.ca.gov

**DON'T LET THE
RAIN
KEEP YOU OFF THE WATER**

Waterproof MRV Wiper Motors
16 Models

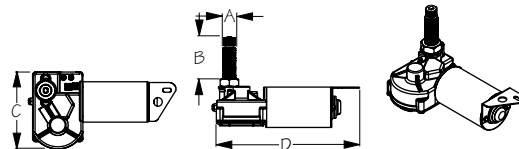
12V (White or Black)
24V (White only)

MRV Heavy Duty Wiper Motors
14 Models

12V (White or Black)
24V (Black only)

MRV WIPER MOTOR

Stamped Powder Coated Steel/304 Stainless Steel



Bulk	Display	Finish	Sweep	(Shaft Dia.) A	(Shaft Len.) B	C	D	Volts/Amps	Wt.(lb.)	Std. Pack
n/a	412111B-3	Black	110°	5/8"	1-1/2"	4"	7-1/4"	12/2	2.65	1 ea
n/a	412111W-3	White	110°	5/8"	1-1/2"	4"	7-1/4"	12/2	2.65	1 ea
n/a	412118B-3	Black	80°	5/8"	1-1/2"	4"	7-1/4"	12/2	2.65	1 ea
n/a	412118W-3	White	80°	5/8"	1-1/2"	4"	7-1/4"	12/2	2.65	1 ea
n/a	412121B-3	Black	110°	5/8"	2-1/2"	4"	7-1/4"	12/2	2.65	1 ea
n/a	412121W-3	White	110°	5/8"	2-1/2"	4"	7-1/4"	12/2	2.65	1 ea
n/a	412128B-3	Black	80°	5/8"	2-1/2"	4"	7-1/4"	12/2	2.65	1 ea
n/a	412128W-3	White	80°	5/8"	2-1/2"	4"	7-1/4"	12/2	2.65	1 ea
n/a	412131B-3	Black	110°	5/8"	3-1/2"	4"	7-1/4"	12/2	2.65	1 ea
n/a	412131W-3	White	110°	5/8"	3-1/2"	4"	7-1/4"	12/2	2.65	1 ea
n/a	412138B-3	Black	80°	5/8"	3-1/2"	4"	7-1/4"	12/2	2.65	1 ea
n/a	412138W-3	White	80°	5/8"	3-1/2"	4"	7-1/4"	12/2	2.65	1 ea
n/a	412171B-3	Black	110°	5/8"	2-1/2"	4"	7-1/4"	24/1	2.65	1 ea
n/a	412178B-3	Black	80°	5/8"	2-1/2"	4"	7-1/4"	24/1	2.65	1 ea

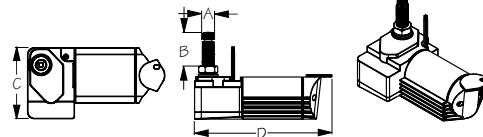
MRV Wiper Motors are a two-speed, self-parking heavy duty motor for interior/protected locations. Sweep angle is preset at 80° or 110°, but can be reset to 40°, 50°, 60°, 70°, 80°, 90°, or 110°. Adjustable right or left-hand park, factory preset for left-hand park. Powers up to a 24" arm and blade configuration (36" total length). Constructed of powder coated steel and aluminum housing with stainless steel mounting bracket, brass, and stainless steel shaft with brass knurled fitting. Available in black or white, 12VDC or 24VDC (black only). CE compliant. 3-year warranty.



⚠ **WARNING:** Cancer and Reproductive Harm - www.P65Warnings.ca.gov

WATERPROOF HEAVY DUTY WIPER MOTOR

Powder Coated Aluminum/304 Stainless Steel

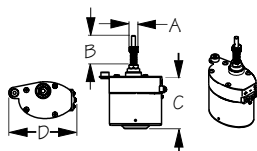


Bulk	Display	Finish	Sweep	(Shaft Dia.) A	(Shaft Len.) B	C	D	Volts/Amps	Wt.(lb.)	Std. Pack
n/a	412211B-3	Black	110°	5/8"	1-1/2"	4"	7-1/2"	12/2	3.20	1 ea
n/a	412211W-3	White	110°	5/8"	1-1/2"	4"	7-1/2"	12/2	3.20	1 ea
n/a	412218B-3	Black	80°	5/8"	1-1/2"	4"	7-1/2"	12/2	3.20	1 ea
n/a	412218W-3	White	80°	5/8"	1-1/2"	4"	7-1/2"	12/2	3.20	1 ea
n/a	412221B-3	Black	110°	5/8"	2-1/2"	4"	7-1/2"	12/2	3.20	1 ea
n/a	412221W-3	White	110°	5/8"	2-1/2"	4"	7-1/2"	12/2	3.20	1 ea
n/a	412228B-3	Black	80°	5/8"	2-1/2"	4"	7-1/2"	12/2	3.20	1 ea
n/a	412228W-3	White	80°	5/8"	2-1/2"	4"	7-1/2"	12/2	3.20	1 ea
n/a	412231B-3	Black	110°	5/8"	3-1/2"	4"	7-1/2"	12/2	3.20	1 ea
n/a	412231W-3	White	110°	5/8"	3-1/2"	4"	7-1/2"	12/2	3.20	1 ea
n/a	412238B-3	Black	80°	5/8"	3-1/2"	4"	7-1/2"	12/2	3.20	1 ea
n/a	412238W-3	White	80°	5/8"	3-1/2"	4"	7-1/2"	12/2	3.20	1 ea
n/a	412261W-3	White	110°	5/8"	1-1/2"	4"	7-1/2"	24/1	3.20	1 ea
n/a	412268W-3	White	80°	5/8"	1-1/2"	4"	7-1/2"	24/1	3.20	1 ea
n/a	412271W-3	White	110°	5/8"	2-1/2"	4"	7-1/2"	24/1	3.20	1 ea
n/a	412278W-3	White	80°	5/8"	2-1/2"	4"	7-1/2"	24/1	3.20	1 ea

Waterproof Heavy Duty Wiper Motors are a two-speed, self-parking motor for exterior/unprotected locations. Sweep angle is preset at 80° or 110°, but can be reset to 40°, 50°, 60°, 70°, 80°, 90°, or 110°. Adjustable right or left-hand park, factory preset for left-hand park. Powers up to a 24" arm and blade configuration (36" total length). Constructed of powder coated aluminum housing with stainless steel mounting bracket, shaft, and knurled fitting. Available in black or white, 12VDC or 24VDC (white only). IP66 rating. CE compliant. 3-year warranty.



⚠ **WARNING:** Cancer and Reproductive Harm - www.P65Warnings.ca.gov

**STANDARD WIPER MOTOR**

Stamped Powder Coated Aluminum/304 Stainless Steel

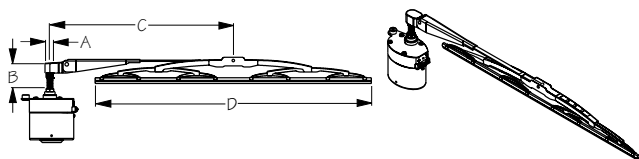


Bulk	Display	Description	Sweep	(Shaft Dia.) A	(Shaft Len.) B	C	D	Volts/Amps	Wt.(lb.)	Std. Pack
n/a	412321B-3	Motor Only	110°	3/8	2-1/2"	3-1/4"	4"	12/2	1.14	1 ea
n/a	412328B-3	Motor Only	80°	3/8"	2-1/2"	3-1/4"	4"	12/2	1.14	1 ea

Standard Wiper Motor for interior/protected locations. Sweep angle is preset at 80° or 110°, both can be adjusted to 80° or 110°. Adjustable right or left-hand park, factory preset for left-hand park. Powers up to a 14" arm/blade combination (21" total length), using standard wiper arms with 1/4" I.D.. Same footprint as competitive standard wiper motors. Constructed of corrosion resistant powder coated aluminum housing with stainless steel base plate, shaft, and knurled drive nut. Black only. CE compliant. 3-year warranty.



▲ **WARNING:** Cancer and Reproductive Harm - www.P65Warnings.ca.gov

**STANDARD WIPER MOTOR KIT**

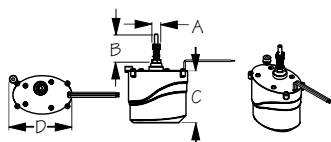
Stamped Powder Coated Aluminum 304 Stainless Steel



Bulk	Display	Description	Sweep	(Shaft Dia.) A	(Shaft Len.) B	(Arm) C	(Blade) D	Volts/Amps	Wt.(lb.)	Std. Pack
n/a	412421B-1	Kit	110°	3/8"	2-1/2"	9-1/2"-12-1/2"	11"	12/2	1.71	1 ea
n/a	412428B-1	Kit	80°	3/8"	2-1/2"	9-1/2"-12-1/2"	11"	12/2	1.71	1 ea

Standard Wiper Motor Kit includes a frame mount wiper motor, adjustable standard wiper arm (9-1/2"-12-1/2"), 1/4" I.D. and an 11" curved blade. Constructed of powder coated aluminum and 304 stainless steel. CE compliant. 3-year warranty. Fits Wiper Blades 414212B-1 thru 414222S-1.

▲ **WARNING:** Cancer and Reproductive Harm - www.P65Warnings.ca.gov

**WATERPROOF STANDARD WIPER MOTOR**

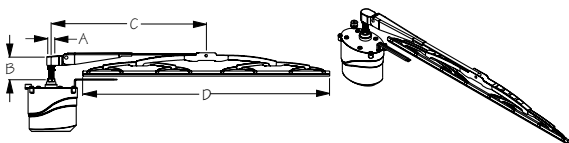
Powder Coated Aluminum/304 Stainless Steel



Bulk	Display	Description	Sweep	(Shaft Dia.) A	(Shaft Len.) B	C	D	Volts/Amps	Wt.(lb.)	Std. Pack
n/a	412321W-3	Motor Only	110°	3/8"	2-1/2"	3-1/4"	4-3/8"	12/2	1.45	1 ea
n/a	412328W-3	Motor Only	80°	3/8"	2-1/2"	3-1/4"	4-3/8"	12/2	1.45	1 ea

Waterproof Standard Wiper Motor for exterior/unprotected locations. Sweep angle is preset at 80° or 110°, both can be adjusted to 80° or 110°. Adjustable right or left-hand park, factory preset for left-hand park. Powers up to a 14" arm and blade combination (21" total length) using standard wiper arms with 1/4" I.D.. Fits the same footprint as most competitive standard wiper motors. Constructed of corrosion resistant powder coated aluminum housing with stainless steel base plate, shaft, and knurled drive nut. White only. IP66 rating. CE compliant. 3-year warranty.

▲ **WARNING:** Cancer and Reproductive Harm - www.P65Warnings.ca.gov

**WATERPROOF STANDARD WIPER MOTOR KIT**

Powder Coated Aluminum/304 Stainless Steel



Bulk	Display	Description	Sweep	(Shaft Dia.) A	(Shaft Len.) B	(Arm) C	(Blade) D	Volts/Amps	Wt.(lb.)	Std. Pack
n/a	412421W-1	Kit	110°	3/8"	2-1/2"	9-1/2"-12-1/2"	11"	12/2	2.02	1 ea
n/a	412428W-1	Kit	80°	3/8"	2-1/2"	9-1/2"-12-1/2"	11"	12/2	2.02	1 ea

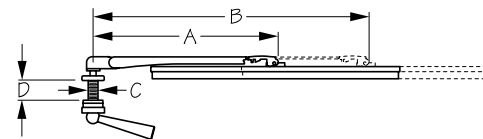
Waterproof Standard Wiper Motor Kit includes a waterproof frame mount wiper motor, an adjustable wiper arm (9-1/2"-12-1/2"), 1/4" I.D. and an 11" curved blade. Constructed of corrosion resistant powder coated aluminum housing with stainless steel base plate, shaft, and knurled drive nut. IP66 rating. CE compliant. 3-year warranty. Fits Wiper Blades 414212B-1 thru 414222S-1.

▲ **WARNING:** Cancer and Reproductive Harm - www.P65Warnings.ca.gov



MANUAL WINDSHIELD WIPER

Machined Brass Chrome Plated/Stainless Steel



Bulk	Display	A	B	C	D	Wt.(lb.)	Std. Pack
412601	412601-1	8"	12"	7/16"	15/16"	.53	5 ea
410051	410051-1	Replacement Arm 6-11/16"-10-13/16"				.13	10 ea
410054	410054-1	Replacement Arm 9"-14-3/4"				.14	10 ea
411151	411151-1	Replacement Blade 11"				.07	10 ea
411154	411154-1	Replacement Blade 14"				.09	10 ea

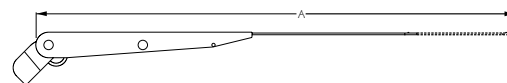
Manual Windshield Wiper includes an 8"-12" adjustable wiper arm (410051) and 11" blade (411151). This hand operated wiper is an economical alternative to traditional wiper motors. Constructed of chrome plate machined brass and stainless steel.

⚠WARNING: Cancer and Reproductive Harm - www.P65Warnings.ca.gov



PREMIUM WIPER ARM FOR STANDARD MOTORS

Formed 304 Stainless Steel



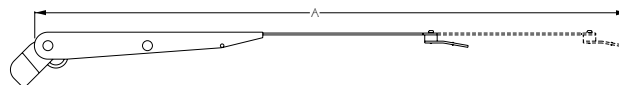
Bulk	Display	A	Shaft Size	Finish	Wt.(lb.)	Std. Pack
n/a	413054B-1	9-1/2"-12-1/2"	3/8"	Black	.41	12 ea

Premium Wiper Arm for Standard Motors (412321B-3, 412328B-3) and Waterproof Standard Motors (412321W-3, 412328W-3) with 3/8" shaft diameter, 1/4" I.D.. Constructed of corrosion resistant formed 304 stainless steel. Fits Wiper Blades 414212B-1 thru 414222S-1.



ADJUSTABLE WIPER ARM

Formed 304 Stainless Steel



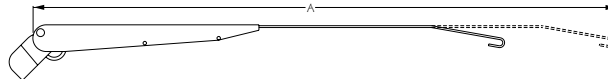
Bulk	Display	A	Shaft Size	Finish	Wt.(lb.)	Std. Pack
n/a	413111B-1	8"-11-1/4"	5/8"	Black	.13	1 ea
n/a	413111S-1	8"-11-1/4"	5/8"	Silver	.13	1 ea
n/a	413114B-1	10-7/16"-13-3/16"	5/8"	Black	.14	1 ea
n/a	413114S-1	10-7/16"-13-3/16"	5/8"	Silver	.14	1 ea
n/a	413118S-1	12-3/4"-18-1/8"	5/8"	Silver	.15	1 ea
n/a	413120B-1	13-3/16"-19-1/2"	5/8"	Black	.16	1 ea
n/a	413120S-1	13-3/16"-19-1/2"	5/8"	Silver	.16	1 ea
n/a	413124B-1	17-15/16-24-1/4"	5/8"	Black	.17	1 ea
n/a	413124S-1	17-15/16-24-1/4"	5/8"	Silver	.17	1 ea

Adjustable Wiper Arm for use on MRV and heavy duty waterproof wiper motors with 5/8" shaft diameter. Compatible with 1.5", 2.5" and 3.5" shaft lengths. Constructed of corrosion resistant formed 304 stainless steel. Fits Wiper Blades 414212B-1 thru 414222S-1.



ADJUSTABLE WIPER ARM - HOOK STYLE

Powder Coated 304 Stainless Steel

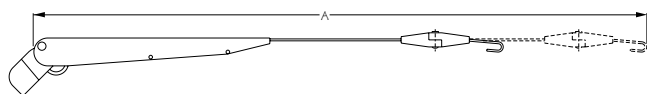


Bulk	Display	A	Shaft Size	Finish	Wt.(lb.)	Std. Pack
n/a	413168B-1	13"-18"	5/8"	Black	.57	10 ea
n/a	413174B-1	19"-24"	5/8"	Black	.65	10 ea

Adjustable J-Hook (automotive style) Wiper Arm fits all standard MRV and heavy duty waterproof wiper motors with 5/8" shaft diameter. Compatible with 1.5", 2.5" and 3.5" shaft lengths. Constructed of powder coated 304 stainless steel. Uses Automotive Hook Style Blades.

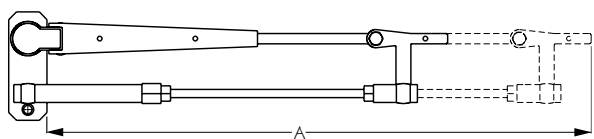
ADJUSTABLE WIPER ARM - HOOK STYLE - ADJUSTABLE PIVOTING TIP

Powder Coated 304 Stainless Steel



Bulk	Display	A	Shaft Size	Finish	Wt.(lb.)	Std. Pack
n/a	413268B-1	13"-18"	5/8"	Black	.58	10 ea
n/a	413274B-1	19"-24"	5/8"	Black	.66	10 ea

Adjustable J-Hook (automotive style) Wiper Arm with Adjustable Pivoting Tip fits all standard MRV and heavy duty waterproof wiper motors with 5/8" shaft diameter. Compatible with 1.5", 2.5" and 3.5" shaft lengths. The innovative adjustable tip allows blades to be set at different angles to maximize wiper blade coverage area and to ensure park position parallel to window frame. Constructed of powder coated 304 stainless steel. Uses Automotive Hook Style Blades.

**ADJUSTABLE PANTOGRAPHIC WIPER ARM**

Formed 304 Stainless Steel



Bulk	Display	A	Shaft Size	Finish	Wt.(lb.)	Std. Pack
n/a	413317-1	12"-17"	5/8"	Black	.57	1 ea
n/a	413319-1	15"-19"	5/8"	Black	.65	1 ea
n/a	413322-1	17"-22"	5/8"	Black	.70	1 ea



Adjustable Pantographic Wiper Arm for use on standard MRV and heavy duty waterproof wiper motors with 5/8" shaft diameter. Compatible with 1.5", 2.5" and 3.5" shaft lengths. Constructed of corrosion resistant formed 304 stainless steel. Fits Wiper Blades 414212B-1 thru 414222S-1.

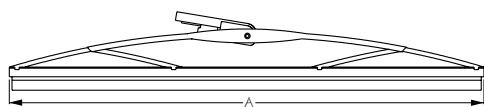
ADJUSTABLE PANTOGRAPHIC WIPER ARM - HOOK STYLE

Powder Coated 304 Stainless Steel



Bulk	Display	A	Shaft Size	Finish	Wt.(lb.)	Std. Pack
n/a	413368B-1	13"-18"	5/8"	Black	1.36	1 ea
n/a	413374B-1	19"-24"	5/8"	Black	1.42	1 ea

Adjustable J-Hook (automotive style) Pantograph Wiper Arm fits all standard MRV and heavy duty waterproof wiper motors with 5/8" shaft diameter. Compatible with 1.5", 2.5" and 3.5" shaft length lengths. Constructed of powder coated 304 stainless steel. Uses Automotive Hook Style Blades.

**WIPER BLADE - STRAIGHT BLADE STYLE ARM**

304 Stainless Steel



Bulk	Display	A	Finish	Wt.(lb.)	Std. Pack
n/a	414212B-1	11-1/2"	Black	.07	1 ea
n/a	414212S-1	11-1/2"	Silver	.07	1 ea
n/a	414214B-1	14"	Black	.09	1 ea
n/a	414214S-1	14"	Silver	.09	1 ea
n/a	414216B-1	16"	Black	.10	1 ea
n/a	414216S-1	16"	Silver	.10	1 ea
n/a	414218B-1	18"	Black	.11	1 ea
n/a	414218S-1	18"	Silver	.11	1 ea
n/a	414220B-1	20"	Black	.12	1 ea
n/a	414220S-1	20"	Silver	.12	1 ea
n/a	414222B-1	22"	Black	.13	1 ea
n/a	414222S-1	22"	Silver	.13	1 ea

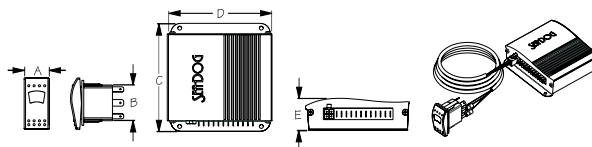
Deluxe curved Wiper Blades feature a silicone rubber squeegee. For use on flat or curved windshields with a straight blade arm. Constructed of corrosion resistant 304 stainless steel. Fits Premium Wiper Arm 413054B-1, Adjustable Wiper Arm 413111B-1 thru 413124S-1, and Adjustable Pantographic Wiper Arm 413317-1 thru 413322-1. 414212B available in bulk to OEM's.

⚠ WARNING: Cancer and Reproductive Harm - www.P65Warnings.ca.gov



SYNCHRONIZED WIPER CONTROL

Powder Coated Aluminum/Stainless Steel



Bulk	Display	A	B	C	D	E	Volts	Fastener	Wt.(lb.)	Std. Pack
n/a	414800-3	13/16"	1-7/16"	4-7/16"	4-3/8"	1-5/16"	12	#8 RH	1.40	1 ea

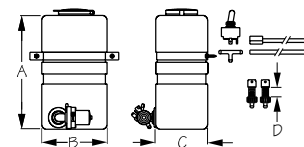
Synchronized Wiper Control will sync up to three motors and adds an interval speed position to the traditional two-speed motor. One short push takes the motors from interval (5 seconds), to slow (35 sweeps per minute), to fast speed (55 sweeps per minute). One long push activates the primary motor only. Capable of operating a washer system like the Sea-Dog® Windshield Washer Kit (414900-3). Includes synchronized controller, switch, and 5' wiring harness. Overload protected. CE compliant.

⚠WARNING: Cancer and Reproductive Harm - www.P65Warnings.ca.gov



WINDSHIELD WASHER KIT

Plastic



Bulk	Display	A	B	C	D	Tank Capacity	Volts	Fastener	Wt.(lb.)	Std. Pack
n/a	414900-3	8-1/2"	4-7/8"	3-7/8"	7/8"	2.5 Liters (2.66 Quarts)	12	#10 RH	1.08	5 ea

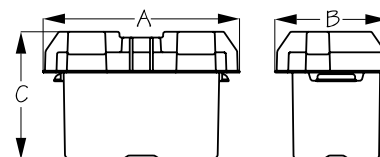
This Windshield Washer Kit comes complete with everything needed for a new installation. Includes tank with pump, wiring harness for the pump motor connection, toggle switch, 15' of clear tubing, hose barb tee, two spray nozzles, and mounting bracket. Tank capacity is 2.5 liters (2.66 quarts). Installs with two #10 RH fasteners (included).

⚠WARNING: Cancer and Reproductive Harm - www.P65Warnings.ca.gov



BATTERY BOX

Injection Molded Polypropylene



Bulk	Display	A	B	C	Battery Size	Wt.(lb.)	Std. Pack
415024	n/a	14"	9-5/8"	10-5/8"	24 series	2.10	1 ea
415027	n/a	16-7/8"	9-5/8"	10-7/8"	27 series	2.34	1 ea

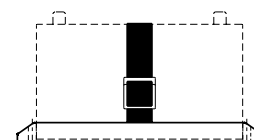
Include a woven polypropylene strap, screws, and brackets. Constructed of injection molded polypropylene.

⚠WARNING: Cancer and Reproductive Harm - www.P65Warnings.ca.gov



BATTERY TRAY WITH STRAP

Injection Molded Polypropylene



Bulk	Display	Battery Size	Inside Dimension	Fastener	Wt.(lb.)	Std. Pack
n/a	415044-1	24 Series	10-5/8" x 7"	1/4" PH	.67	1 ea
n/a	415047-1	27 Series	12-5/16" x 7"	1/4" PH	.74	1 ea

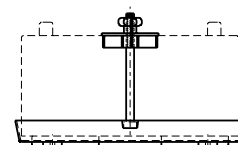
Includes strap with a quick release buckle and four 1/4"x1" PH fasteners. Constructed of injection molded polypropylene.

⚠WARNING: Cancer and Reproductive Harm - www.P65Warnings.ca.gov



BATTERY TRAY

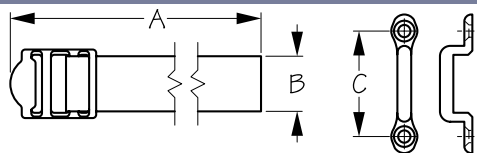
Injection Molded Polypropylene



Bulk	Display	Battery Size	Inside Dimension	Fastener	Wt.(lb.)	Std. Pack
n/a	415054-1	24 Series	11" x 7"	1/4" RH	.63	1 ea
n/a	415057-1	27 Series	12-1/2" x 6-3/4"	1/4" RH	.67	1 ea

Includes screw down clamp and four 1/4"x1" RH screws with washers. Constructed of injection molded polypropylene.

⚠WARNING: Cancer and Reproductive Harm - www.P65Warnings.ca.gov

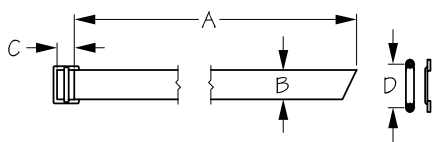
**HEAVY DUTY BATTERY BOX STRAP**

Woven Polypropylene/Stainless Steel/Chrome Plated Brass



Bulk	Display	A	B	C	Fastener	Wt.(lb.)	Std. Pack
n/a	415082-1	4'	1"	2-3/16"	#8 FH	.15	10 ea

Includes a woven polypropylene strap, stainless steel buckle, two chrome plated brass brackets, and four #8 FH fasteners.

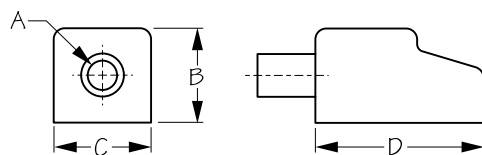
⚠ WARNING: Cancer and Reproductive Harm - www.P65Warnings.ca.gov**BATTERY BOX STRAP & BRACKETS**

Woven Polypropylene/Injection Molded Nylon



Bulk	Display	A	B	C	D	Fastener	Wt.(lb.)	Std. Pack
415092	415092-1	38"	1-9/16"	1"	2-5/16"	#8 FH	.07	10 ea
415094	415094-1	54"	1-9/16"	1"	2-5/16"	#8 FH	.09	10 ea

Includes a woven polypropylene strap, injection molded nylon buckle, two brackets, and four #8 FH fasteners.

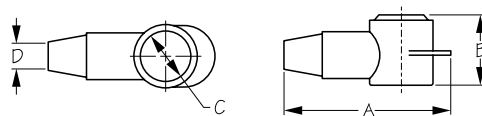
⚠ WARNING: Cancer and Reproductive Harm - www.P65Warnings.ca.gov**BATTERY TERMINAL COVERS**

Injection Molded PVC



Bulk	Display	A	B	C	D	Cable Gauge	Colors	Wt.(lb.)	Std. Pack
n/a	415110-1	1/2"	1-5/8"	1-11/16"	2-7/8"	4, 2, 1	Red/Black	.30	5 pr
415111	n/a	1/2"	1-5/8"	1-11/16"	2-7/8"	4, 2, 1	Red	.15	10 ea
415112	n/a	1/2"	1-5/8"	1-11/16"	2-7/8"	4, 2, 1	Black	.15	10 ea
n/a	415115-1	5/8"	1-5/8"	1-11/16"	2-7/8"	1/0, 2/0	Red/Black	.30	5 pr
415116	n/a	5/8"	1-5/8"	1-11/16"	2-7/8"	1/0, 2/0	Red	.15	10 ea
415117	n/a	5/8"	1-5/8"	1-11/16"	2-7/8"	1/0, 2/0	Black	.15	10 ea

These Battery Terminal Covers are designed to insulate integral marine wing nut terminals protecting battery cables from corrosion and shorting. These covers satisfy USCG and ABYC requirements for the prevention of accidental grounding of battery terminals. Color coded to avoid polarity misidentification. Will fit most marine batteries as well as automotive batteries using add-on marine terminals. Constructed of injection molded PVC.

⚠ WARNING: Cancer and Reproductive Harm - www.P65Warnings.ca.gov**TERMINAL CAP**

Injection Molded PVC



Bulk	Display	Cable Gauge	A	B	C	D	Wt.(lb.)	Std. Pack
415194	415194-1	8-2	2-3/16"	15/16"	11/16"	5/16"	.02 / .04	10 ea / 10 pr
415196	415196-1	2-2/0	3-1/16"	1-3/8"	1"	9/16"	.03	10 ea

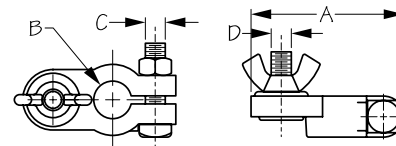
These Terminal Caps are designed to insulate terminals protecting cables from corrosion and shorting. May be used on uninsulated, high amperage stud connections on chargers, inverters, starters, windlasses, solenoids, and other high amperage equipment. Constructed of injection molded PVC. These covers satisfy USCG and ABYC requirements for the prevention of accidental grounding of battery terminals.

⚠ WARNING: Cancer and Reproductive Harm - www.P65Warnings.ca.gov



BATTERY TERMINAL - WING NUT STYLE

Die Cast Lead



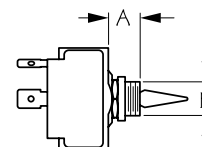
Bulk	Display	Description	A	B	C	D	Wt.(lb.)	Std. Pack
n/a	415210-1	Positive/Negative Set	2-5/16"	5/8"/9/16"	5/16"	3/8"/5/16"	.72	10 sets
415211	415211-1	Negative	2-5/16"	9/16"	5/16"	5/16"	.36	10 ea
415212	415212-1	Positive	2-5/16"	5/8"	5/16"	3/8"	.36	10 ea

Wing Nut Style Battery Terminals convert battery posts to stud connectors and permit quick disconnection from the battery. Polarity specific to meet USCG regulations. Constructed of die cast lead.

⚠ WARNING: Cancer and Reproductive Harm - www.P65Warnings.ca.gov

TOGGLE SWITCH

Stamped Brass/Injection Molded Nylon/Polycarbonate



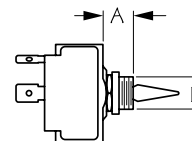

Bulk	Display	Circuit	Action	Terminals	Amps	Volts	A	B	Wt.(lb.)	Std. Pack
420101	420101-1	SPST	On/Off	2 Blades	15	12	3/8"	1/2"	.04	10 ea
420102	420102-1	SPST	Mom. On/Off	2 Blades	15	12	3/8"	1/2"	.04	10 ea
420103	420103-1	DPDT	On/Off/On	6 Blades	15	12	3/8"	1/2"	.04	10 ea
420104	420104-1	DPDT	Mom. On/Off/Mom. On	6 Blades	15	12	3/8"	1/2"	.04	10 ea
420105	420105-1	SPDT	Mom. On/Off/On	3 Blades	15	12	3/8"	1/2"	.04	10 ea
420108	420108-1	SPDT	On/Off/On	3 Blades	15	12	3/8"	1/2"	.04	10 ea
420109	420109-1	SPDT	Mom. On/Off/Mom. On	3 Blades	15	12	3/8"	1/2"	.04	10 ea
420479	420479-1	Waterproof Cap Only							.01	10 ea
n/a	420101-5	Display POP-Toggle Switch (on/off)-20 pcs.							1.00	1 ea

Water resistant Toggle Switches feature a locking ring with lever seal and a protruding cap nut. Easy to install for a variety of applications. Constructed of stamped brass, injection molded nylon, and polycarbonate. 15A @ 12VDC.

⚠ WARNING: Cancer and Reproductive Harm - www.P65Warnings.ca.gov

ILLUMINATING TOGGLE SWITCH

Stamped Brass/Injection Molded Nylon/Polycarbonate



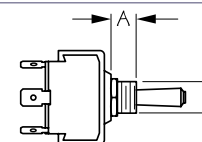
Bulk	Display	Circuit	Action	Terminals	Amps	Volts	A	B	Wt.(lb.)	Std. Pack
420111	420111-1	SPST	On/Off	3 Blades	15	12	3/8"	1/2"	.04	10 ea
420113	420113-1	DPDT	On/Off/On	6 Blades	15	12	3/8"	1/2"	.04	10 ea
420118	420118-1	SPDT	On/Off/On	4 Blades	15	12	3/8"	1/2"	.04	10 ea

Illuminating Toggle Switches feature a locking ring and lever seal to resist water penetration. Illuminates red in the ON position. Fits panels up to 1/4" thick and requires a 15/32" mounting hole. 1/4" spade terminals make it easy to install. Constructed of stamped brass and injection molded nylon with a polycarbonate toggle. 15A @ 12VDC.

⚠ WARNING: Cancer and Reproductive Harm - www.P65Warnings.ca.gov

LIGHT TIP TOGGLE SWITCH

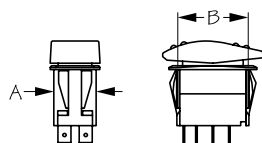
Stamped Brass/Injection Molded Nylon/Polycarbonate



Bulk	Display	Circuit	Action	Terminals	Amps	Volts	A	B	Wt.(lb.)	Std. Pack
420121	420121-1	SPST	On/Off	4 Blades	15	12	3/8"	1/2"	.04	10 ea
420122	420122-1	SPST	Mom. On/Off	4 Blades	15	12	3/8"	1/2"	.04	10 ea
420123	420123-1	SPDT	On/Off/On	5 Blades	15	12	3/8"	1/2"	.04	10 ea
420124	420124-1	SPDT	Mom. On/Off/Mom. On	5 Blades	15	12	3/8"	1/2"	.04	10 ea
420125	420125-1	SPDT	Mom. On/Off/On	5 Blades	15	12	3/8"	1/2"	.04	10 ea
420128	420128-1	DPDT	On/Off/On	8 Blades	15	12	3/8"	1/2"	.04	10 ea
420129	420129-1	DPDT	Mom. On/Off/Mom. On	8 Blades	15	12	3/8"	1/2"	.04	10 ea

Light Tip Toggle Switches feature a locking ring and lever seal to resist water penetration. Toggle bat features a lighted tip which is white in the OFF position and red in the ON position. Fits panels up to 1/4" thick and requires a 15/32" mounting hole. Easy installation. Constructed of stamped brass and injection molded nylon with a polycarbonate toggle. 15A @ 12VDC.

⚠ WARNING: Cancer and Reproductive Harm - www.P65Warnings.ca.gov

**CONTURA® ROCKER SWITCH**

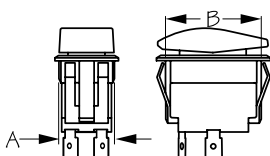
Stamped Brass/Injection Molded Nylon



Bulk	Display	Circuit	Action	Terminals	Amps	Volts	A	B	Wt.(lb.)	Std. Pack
420201	420201-1	SPST	On/Off	2 Blades	20	12	13/16"	1-7/16"	.05	10 ea
420202	420202-1	SPST	Mom. On/Off	2 Blades	20	12	13/16"	1-7/16"	.05	10 ea
420203	420203-1	SPDT	On/Off/On	3 Blades	20	12	13/16"	1-7/16"	.05	10 ea
420204	420204-1	SPDT	Mom. On/Off/Mom. On	3 Blades	20	12	13/16"	1-7/16"	.05	10 ea
420208	420208-1	DPDT	On/Off/On	6 Blades	20	12	13/16"	1-7/16"	.05	10 ea
420209	420209-1	DPDT	Mom. On/Off/Mom. On	6 Blades	20	12	13/16"	1-7/16"	.05	10 ea

Contura® Rocker Switches are vibration, shock, thermoshock, moisture, and salt spray resistant. Temperature range from -40°C to +85°C. UL1500 / ISO8846 ignition protection for marine products. Constructed of injection molded nylon and stamped brass with silver tin oxide contacts. 20A @ 12VDC. IP66 rating (for front panel components only).

⚠ WARNING: Cancer and Reproductive Harm - www.P65Warnings.ca.gov

**ILLUMINATING WAVE ROCKER HORN SWITCH**

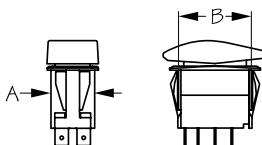
Stamped Brass/Injection Molded Nylon/Polycarbonate



Bulk	Display	Circuit	Action	Terminals	Volts	Amps	A	B	Wt.(lb.)	Std. Pack
420222H	420222H-1	SPST	Mom. On/Off	3 Blades	12	25	13/16"	1-7/16"	.05	10 ea

Illuminating Wave Rocker Horn Switches illuminate red in the ON position. Switch plate features a horn graphic for easy identification. Three terminal blades for easy installation. Constructed of stamped brass and injection molded nylon to resist water penetration. 25A @ 12VDC. Works great with Sea-Dog® Air Horns, (432510-1, 432520-1, 432610, and 432620).

⚠ WARNING: Cancer and Reproductive Harm - www.P65Warnings.ca.gov

**ILLUMINATING CONTURA® ROCKER SWITCH**

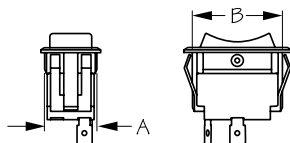
Stamped Brass/Injection Molded Nylon/Polycarbonate



Bulk	Display	Circuit	Action	Terminals	Amps	Volts	A	B	Wt.(lb.)	Std. Pack
420211	420211-1	SPST	On/Off	3 Blades	20	12	13/16"	1-7/16"	.05	10 ea
420212	420212-1	SPST	Mom. On/Off	3 Blades	20	12	13/16"	1-7/16"	.05	10 ea
420213	420213-1	SPDT	On/Off/On	4 Blades	20	12	13/16"	1-7/16"	.05	10 ea
420214	420214-1	SPDT	Mom. On/Off/Mom. On	4 Blades	20	12	13/16"	1-7/16"	.05	10 ea
420218	420218-1	DPDT	On/Off/On	7 Blades	20	12	13/16"	1-7/16"	.05	10 ea
420219	420219-1	DPDT	Mom. On/Off/Mom. On	7 Blades	20	12	13/16"	1-7/16"	.05	10 ea

Illuminated Contura® Rocker Switches are vibration, shock, thermoshock, moisture, and salt spray resistant. Temperature range from -40°C to +85°C. UL1500 / ISO8846 ignition protection for marine products. Displays a red light when in the ON position. Constructed of injection molded nylon and stamped brass with silver tin oxide contacts. 20A @ 12VDC. IP66 rating (for front panel components only).

⚠ WARNING: Cancer and Reproductive Harm - www.P65Warnings.ca.gov

**LARGE ROCKER SWITCH**

Stamped Brass/Injection Molded Nylon



Bulk	Display	Circuit	Action	Terminals	Amps	Volts	A	B	Wt.(lb.)	Std. Pack
420241	420241-1	SPST	On/Off	2 Blades	15	12	7/8"	1-7/16"	.04	10 ea
420243	420243-1	DPDT	On/Off/On	6 Blades	15	12	7/8"	1-7/16"	.04	10 ea
420248	420248-1	SPDT	On/Off/On	3 Blades	15	12	7/8"	1-7/16"	.04	10 ea
420249	420249-1	SPDT	Mom. On/Off/Mom. On	3 Blades	15	12	7/8"	1-7/16"	.04	10 ea

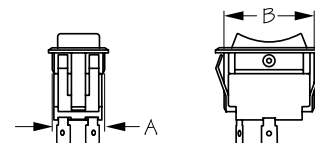
These Large Rocker Switches are easy to install by simply snapping into a standard 7/8" x 1-7/16" panel slot. Constructed of durable injection molded nylon and stamped brass with wiring for 1/4" blade terminals. 15A @ 12VDC.

⚠ WARNING: Cancer and Reproductive Harm - www.P65Warnings.ca.gov



ILLUMINATING ROCKER SWITCH

Stamped Brass/Injection Molded Nylon/Polycarbonate



Bulk	Display	Circuit	Action	Terminals	Amps	Volts	A	B	Wt.(lb.)	Std. Pack
420251	420251-1	SPST	On/Off	3 Blades	15	12	7/8"	1-7/16"	.04	10 ea
420253	420253-1	DPDT	On/Off/On	6 Blades	15	12	7/8"	1-7/16"	.04	10 ea
420258	420258-1	SPDT	On/Off/On	4 Blades	15	12	7/8"	1-7/16"	.04	10 ea

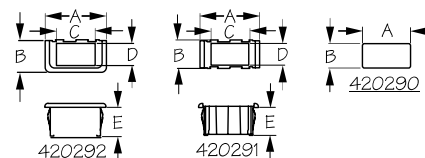
These Rocker Switches illuminate in the ON position. Easy to install by simply snapping into a standard 7/8" x 1-7/16" panel slot. Constructed of injection molded nylon and stamped brass with wiring for 1/4" blade terminals. 15A @ 12VDC.

⚠ **WARNING:** Cancer and Reproductive Harm - www.P65Warnings.ca.gov



ROCKER SWITCH MOUNTING BRACKET

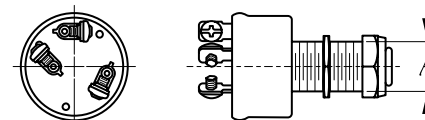
Injection Molded Nylon



Bulk	Display	Description	A	B	C	D	E	Wt.(lb.)	Std. Pack
420290	420290-1	Cover	1-15/16"	15/16"	n/a	n/a	n/a	.01	10 ea
420291	420291-1	Center	2-5/16"	1-1/16"	1-7/16"	13/16"	1-1/16"	.02	10 ea
420292	420292-1	End	2-5/16"	1-1/4"	1-7/16"	13/16"	1-1/16"	.02	10 ea

THREE POSITION IGNITION SWITCH

Stamped Brass



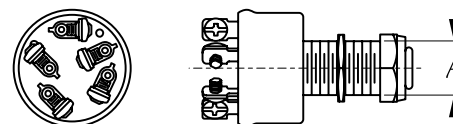
Bulk	Display	Action	A	Max. Panel	Shaft Type	Terminals	Cap	Wt.(lb.)	Std. Pack
n/a	420350-1	Off-Ignition-Start	13/16"	1-1/8"	Long	3 Screws	No	.37	5 ea
n/a	420355-1	Off-Ignition-Start	13/16"	1-1/8"	Long	3 Screws	Yes	.38	5 ea
420399	n/a	Blank Replacement Key						.01	5 ea

Three Position Ignition Switch for off, ignition, and start functions. 13/16" diameter long shaft. Maximum panel thickness: 1-1/8". Three screw terminal electrical connection. Ignition: 15A @ 12VDC. Solenoid: 30A @ 12VDC. Includes two keys. Constructed of stamped brass. Available with or without rubber boot.

⚠ **WARNING:** Cancer and Reproductive Harm - www.P65Warnings.ca.gov

THREE POSITION IGNITION SWITCH-MAGNETO STYLE

Stamped Brass



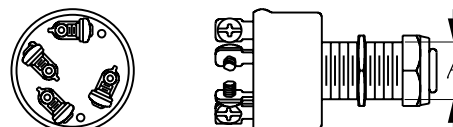
Bulk	Display	Action	A	Max. Panel	Shaft Type	Terminals	Cap	Wt.(lb.)	Std. Pack
n/a	420351-1	Off-Ignition-Start	13/16"	1-1/8"	Long	5 Screws	No	.39	5 ea
420399	n/a	Blank Replacement Key						.01	5 ea

Three Position Magneto-Style Ignition Switch for off, ignition, and start functions. Ignition (accessory) circuit is not activated in the solenoid (start) position. 13/16" diameter long shaft for a maximum panel thickness: 1-1/8". Five screw terminal electrical connection. Ignition: 15A @ 12VDC. Solenoid: 30A @ 12VDC. Constructed of stamped brass. Includes two keys. OEM Note: Sea-Dog® ignitions are available upon request with customer logo on keys and keyed alike for large orders.

⚠ **WARNING:** Cancer and Reproductive Harm - www.P65Warnings.ca.gov

FOUR POSITION IGNITION SWITCH

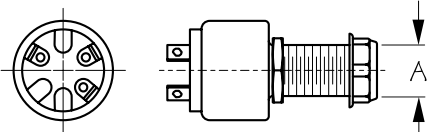
Stamped Brass



Bulk	Display	Action	A	Max. Panel	Shaft Type	Terminals	Cap	Wt.(lb.)	Std. Pack
n/a	420356-1	Acc.-Off-Ign.-Start	13/16"	1-1/8"	Long	4 Screws	No	.36	5 ea
420399	n/a	Blank Replacement Key						.01	5 ea

Four Position Ignition Switch for accessory, off, ignition, and start functions. 13/16" diameter long shaft. Maximum panel thickness: 1-1/8". Four screw terminal electrical connection. Ignition: 15A @ 12VDC. Solenoid: 30A @ 12VDC. Accessory: 15A @ 12VDC. Constructed of stamped brass. Includes two keys.

⚠ **WARNING:** Cancer and Reproductive Harm - www.P65Warnings.ca.gov

**THREE POSITION IGNITION SWITCH**

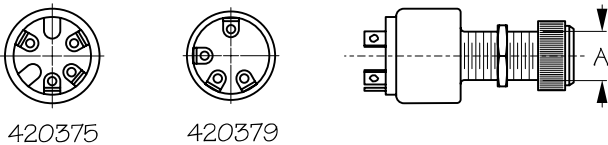
Polypropylene



Bulk	Display	Action	A	Max. Panel	Shaft Type	Terminals	Cap	Wt.(lb.)	Std. Pack
n/a	420360-1	Off-Ignition-Start	13/16"	1-1/8"	Long	3 Screws	No	.24	5 ea
n/a	420361-1	Off-Ignition-Start	13/16"	5/8"	Short	3 Screws	No	.24	5 ea
n/a	420365-1	Off-Ignition-Start	13/16"	1-1/8"	Long	3 Screws	Yes	.25	5 ea
n/a	420366-1	Off-Ignition-Start	13/16"	5/8"	Short	3 Screws	Yes	.25	5 ea
420398	420398-1	Replacement Cap						.01	10 ea
420399	n/a	Blank Replacement Key						.01	5 ea

Three Position Ignition Switch for off, ignition, and start functions. 13/16" diameter shaft is available in short shaft (maximum panel thickness: 5/8") or long shaft (maximum panel thickness: 1-1/8") versions. Three screw terminal electrical connection. Ignition: 15A @ 12VDC. Solenoid: 30A @ 12VDC. Constructed of polypropylene. Includes two keys. Available with or without rubber boot.

⚠WARNING: Cancer and Reproductive Harm - www.P65Warnings.ca.gov

**FOUR POSITION IGNITION SWITCH**

Polypropylene



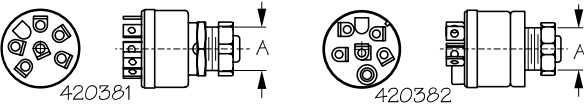
Bulk	Display	Action	A	Max. Panel	Shaft Type	Terminals	Cap	Wt.(lb.)	Std. Pack
n/a	420375-1	Acc.-Off-Ign.-Start	13/16"	1-1/8"	Long	4 Screws	Yes	.27	5 ea
n/a	420379-1	Acc.-Off-Ign.-Start	13/16"	1-1/8"	Long	4 Blades	No	.20	5 ea
420398	420398-1	Replacement Cap						.01	10 ea
420399	n/a	Blank Replacement Key						.01	5 ea

Four Position Ignition Switch for accessory, off, ignition, and start functions. 13/16" diameter long shaft. Maximum panel thickness: 1-1/8". Four screw or four blade terminal electrical configurations. Ignition: 15A @ 12VDC. Solenoid: 30A @ 12VDC. Accessory: 15A @ 12VDC. Constructed of polypropylene. Includes two keys. Screw terminal version includes rubber boot.

⚠WARNING: Cancer and Reproductive Harm - www.P65Warnings.ca.gov

THREE POSITION IGNITION SWITCH-MAGNETO STYLE

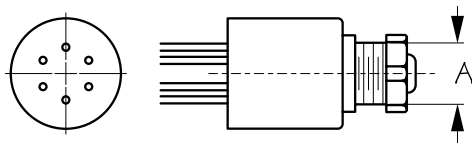
Polypropylene



Bulk	Display	Action	A	Max. Panel	Shaft Type	Terminals	Cap	Wt.(lb.)	Std. Pack
n/a	420381-1	Off-Ign.-Start-Choke	13/16"	5/8"	Short	6 Screws	No	.18	5 ea
n/a	420382-1	Off-Ign.-Start-Choke	13/16"	5/8"	Short	5 Screws-1 Boss	No	.18	5 ea
420399C	n/a	Blank Replacement Key						.01	5 ea

Three Position Magneto Style Ignition Switch for off, ignition, start, and choke functions. 13/16" diameter short shaft for a maximum panel thickness: 5/8". Six screw or five screw plus one boss terminal electrical connection. Ignition: 15A @ 12VDC. Solenoid: 30A @ 12VDC. Choke: 7A @ 12VDC. Constructed of polypropylene. Includes two keys. Push to choke.

⚠WARNING: Cancer and Reproductive Harm - www.P65Warnings.ca.gov

**THREE POSITION IGNITION SWITCH-MAGNETO STYLE**

Polypropylene



Bulk	Display	Action	A	Max. Panel	Shaft Type	Terminals	Cap	Wt.(lb.)	Std. Pack
n/a	420383-1	Off-Ign.-Start-Choke	13/16"	5/8"	Short	6 Wires	No	.20	5 ea
420399C	n/a	Blank Replacement Key						.01	5 ea

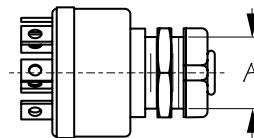
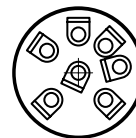
Three Position Magneto Style Ignition Switch for off, ignition, start, and choke functions. 13/16" diameter short shaft for a maximum panel thickness: 5/8". Six wire electrical connection. Ignition: 15A @ 12VDC. Solenoid: 30A @ 12VDC. Choke: 7A @ 12VDC. Constructed of polypropylene. Includes two keys. Push to choke.

⚠WARNING: Cancer and Reproductive Harm - www.P65Warnings.ca.gov



FOUR POSITION IGNITION SWITCH-MAGNETO STYLE


Polypropylene



Bulk	Display	Action	A	Max. Panel	Shaft Type	Terminals	Cap	Wt.(lb.)	Std. Pack
n/a	420385-1	Acc.-Off-Ign.-Start-Choke	13/16"	5/8"	Short	7 Screw	No	.18	5 ea
420386	420386-1	Acc.-Off-Ign.-Start-Choke	13/16"	5/8"	Short	6 Screws-1 Boss	No	.18	5 ea
420399C	n/a	Blank Replacement Key						.01	5 ea

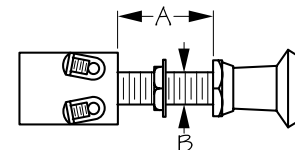
Four Position Magneto Style Ignition Switch for accessory, off, ignition, start, and choke functions. 13/16" diameter short shaft for a maximum panel thickness: 5/8". Seven screw or six screw plus one boss terminal electrical connection. Ignition: 15A @ 12VDC. Solenoid: 30A @ 12VDC. Choke: 7A @ 12VDC. Accessory: 15A @ 12VDC. Constructed of polypropylene. Includes two keys. Push to choke.

⚠WARNING: Cancer and Reproductive Harm - www.P65Warnings.ca.gov



TWO POSITION ON-OFF PUSH-PULL SWITCH


Stamped Brass



Bulk	Display	A	B	Volts	Amps	Wt.(lb.)	Std. Pack
420390	420390-1	1"	3/8"	12	15	.12	10 ea
n/a	420390-5	Display POP-Push Pull Switch 2 Pos.-25 pcs.				3.25	1 ea

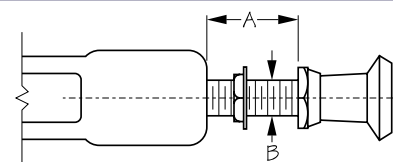
Two Position On-Off Push-Pull Switch features positive actuation with two positions On-Off (normally Off). Maximum panel thickness: 1". Constructed of stamped brass. 15A @ 12VDC.

⚠WARNING: Cancer and Reproductive Harm - www.P65Warnings.ca.gov



SPLASH GUARD ON-OFF PUSH-PULL SWITCH


Stamped Brass



Bulk	Display	A	B	Volts	Amps	Wt.(lb.)	Std. Pack
420396	420396-1	15/16"	3/8"	12	15	.14	10 ea

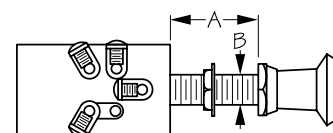
Splash Guard On-Off Push-Pull Switch features positive actuation with two positions On-Off (normally Off). Maximum panel thickness: 7/8". Constructed of stamped brass with PVC to protect from water (not designed for immersion). 15A @ 12VDC.

⚠WARNING: Cancer and Reproductive Harm - www.P65Warnings.ca.gov



THREE POSITION TWO CIRCUIT PUSH-PULL SWITCH


Stamped Brass



Bulk	Display	A	B	Volts	Amps	Wt.(lb.)	Std. Pack
420400	420400-1	1"	3/8"	12	15	.19	10 ea

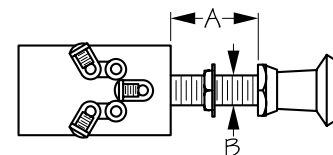
Three Position Two Circuit Push-Pull Switch features two circuits (normally Off) three position: Off/On/On. When pushed in all the way, the switch is off. When pulled to the first position, the first circuit is activated. At the second position, the first circuit is deactivated and the second circuit is activated. Maximum panel thickness: 1". Constructed of stamped brass. 15A @ 12VDC.

⚠WARNING: Cancer and Reproductive Harm - www.P65Warnings.ca.gov



THREE POSITION ONE CIRCUIT PUSH-PULL SWITCH

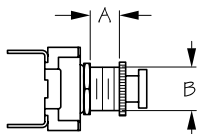
Stamped Brass




Bulk	Display	A	B	Volts	Amps	Wt.(lb.)	Std. Pack
420410	420410-1	1"	3/8"	12	15	.19	10 ea

Three Position One Circuit Push-Pull Switch features one circuit (normally Off) three position: Off/On/On. Pushed in all the way, the switch is off. Pulled to the first position, the first circuit is activated. At the second position both first and second circuit are activated. Ideal for cabin or running lights. Maximum panel thickness: 1". Constructed of stamped brass. 15A @ 12VDC.

⚠WARNING: Cancer and Reproductive Harm - www.P65Warnings.ca.gov

**MOMENTARY PUSH BUTTON HORN SWITCH**

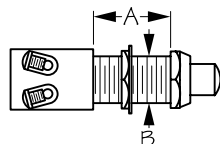
Nylon/Phenolic & Chrome Plated Brass




Bulk	Display	Action	A	B	Amps	Color	Wt.(lb.)	Std. Pack
420415	420415-1	SPST Mom. On-Off	5/16"	1/2"	15	Red	.03	10 ea
420416	420416-1	SPST Mom. On-Off	5/16"	1/2"	15	Black	.03	10 ea

This Horn Button is a panel mounted, push button, momentary On-Off switch for operating fog horns, sirens etc. Mounts in 1/2" diameter hole and is wired with 1/4" QD terminals. This horn switch comes with either a standard black button or bright red button to make it easily identifiable in emergency situations. Maximum panel thickness: 5/16". Constructed of nylon/phenolic and chrome plated brass. 15A @ 12VDC.

⚠WARNING: Cancer and Reproductive Harm - www.P65Warnings.ca.gov

**MOMENTARY PUSH BUTTON SWITCH**

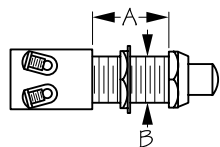
Stamped Brass



Bulk	Display	Action	A	B	Cap Color	Volts	Amps	Wt.(lb.)	Std. Pack
420420	420420-1	SPST Mom. On-Off	1"	5/8"	No Cap	12	15	.07	10 ea
n/a	420421-1	SPST Mom. On-Off	1"	5/8"	Black	12	15	.10	10 ea
n/a	420422-1	SPST Mom. On-Off	1"	5/8"	Red	12	15	.10	10 ea
420424	420424-1	Waterproof Cap		5/8"	Black			.03	10 ea
420425	420425-1	Waterproof Cap		5/8"	Red			.03	10 ea

This universal Momentary Push Button On-Off Switch is wired with two screw terminals and is designed to be panel mounted in a 5/8" diameter hole. Switch options include: No cap, a standard black waterproof cap, or a bright red waterproof cap to make it easily identifiable in emergency situations. Maximum panel thickness: 1". Constructed of stamped brass to withstand harsh marine conditions. 15A @ 12VDC.

⚠WARNING: Cancer and Reproductive Harm - www.P65Warnings.ca.gov

**MOMENTARY PUSH BUTTON HORN SWITCH**

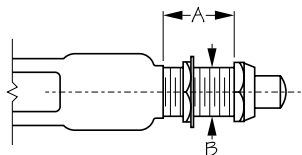
Stamped Brass




Bulk	Display	Action	A	B	Cap Color	Volts	Amps	Wt.(lb.)	Std. Pack
420428R	420428R-1	SPST Mom. On-Off	1"	5/8"	Red	12	20	.10	10 ea

This Momentary Push Button On-Off Horn Switch is wired with two screw terminals and is designed to be panel mounted in a 5/8" diameter hole. Switch includes a bright red waterproof cap to make it easily identifiable in emergency situations. Maximum panel thickness: 1". Constructed of stamped brass to withstand harsh marine conditions. 20A @ 12VDC.

⚠WARNING: Cancer and Reproductive Harm - www.P65Warnings.ca.gov

**SPLASH GUARD MOMENTARY PUSH BUTTON SWITCH**

Stamped Brass



Bulk	Display	Action	A	B	Volts	Amps	Wt.(lb.)	Std. Pack
420426	420426-1	SPST Mom. On-Off	13/16"	5/8"	12	15	.20	10 ea

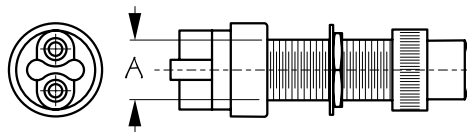
This universal momentary Splash Guard Push Button On-Off Switch is wired with two screw terminals and is designed to be panel mounted in a 5/8" diameter hole. PVC coating protects terminals and switch from water. Not designed for immersion. Can be used with Sea-Dog® Black Cap (420424) or highly visible Red Cap (420425). Maximum panel thickness: 3/4". Constructed of stamped brass to withstand harsh marine conditions. 15A @ 12VDC.

⚠WARNING: Cancer and Reproductive Harm - www.P65Warnings.ca.gov



MOMENTARY PUSH BUTTON SWITCH WITH CAP

Polypropylene



Bulk	Display	Action	Amps	A	Max. Panel	Shaft Length	Terminal Type	Cap	Wt.(lb.)	Std. Pack
420427	420427-1	SPST Mom. On-Off	30	5/8"	1-1/8"	Long	Boss-2	Yes	.07	10 ea

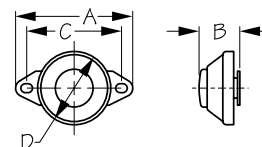
This momentary Push Button On/Off switch features 2 boss copper alloy screw terminal contacts. Compact behind-dash panel dimensions allow for mounting in confined spaces. Overall length: 2-7/8". Mounting stem: 1-7/16" x 5/8"-32 thread. Maximum panel thickness: 1-1/8". 30A @ 12VDC. Constructed of a corrosion resistant glass reinforced polyester housing with an elastomeric rubber internal gasket and ultrasonic welding for increased water resistance. Includes rubber boot nut.

⚠WARNING: Cancer and Reproductive Harm - www.P65Warnings.ca.gov



MOMENTARY PUSH BUTTON HORN SWITCH

Brass Chrome Plated



Bulk	Display	A	B	C	D	Volts	Amps	Fastener	Wt.(lb.)	Std. Pack
420429	420429-1	2-9/16"	7/8"	2-1/8"	1-5/8"	12	12	#10 RH	.06	10 ea

This Momentary Horn Button is used for operating fog horns, sirens, etc. Activates signaling device in emergency situations or for communication with locks and bridges. Constructed of chrome plated brass. Surface mounts with two #10 RH fasteners (not included). 12A @ 12VDC.

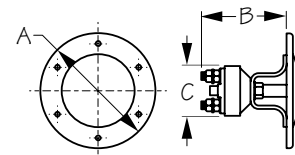


⚠WARNING: Cancer and Reproductive Harm - www.P65Warnings.ca.gov



FOOT SWITCH

Stamped 304 Stainless Steel/Rubber Cover



Bulk	Display	A	B	C (Hole Size)	Volts	Amps	Fastener	Wt.(lb.)	Std. Pack
420430	420430-1	4-7/16"	3-5/16"	2"	12	30	#8 RH	.73	1 ea
420435	n/a	Replacement Seal						.13	1 ea

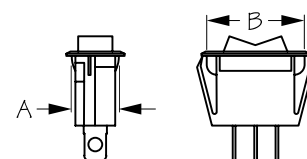
This Foot Switch is normally off and momentarily on when depressed by foot. Ideal for use with windlasses. Constructed of corrosion resistant stamped 304 stainless steel and rubber. Installs with ten #8 RH fasteners (not included). Requires 2" hole for switch, switch bracket mounts on surface or can be mortised flush with deck. Rubber seal and stainless bezel keep water out.

⚠WARNING: Cancer and Reproductive Harm - www.P65Warnings.ca.gov



ROCKER SWITCH

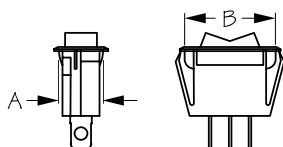
Stamped Brass/Injection Molded Nylon/Polycarbonate



Bulk	Display	Amps	Volts	Circuit	Action	A	B	Illuminating	Wt.(lb.)	Std. Pack
420441	420441-1	15	12	SPST	On/Off	35/64"	1-1/8"	Yes	.02	10 ea
420443	420443-1	15	12	SPDT	On/Off/On	35/64"	1-1/8"	No	.02	10 ea

Rocker Switch wires easily with three stamped brass 1/4" blade terminals. Snap-in panel mount fits standard 1-1/8" X 1/2" switch cut-outs. 420441 illuminates red when in the ON position. Constructed of durable weather resistant injection molded nylon and polycarbonate housing. 15A @ 12VDC.

⚠WARNING: Cancer and Reproductive Harm - www.P65Warnings.ca.gov

**ROCKER SWITCH**

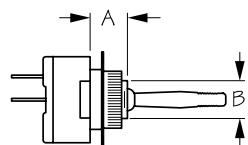
Stamped Brass /Injection Molded Nylon/Polycarbonate



Bulk	Display	Amps	Volts	Circuit	Action	A	B	Illuminating	Wt.(lb.)	Std. Pack
420446	420446-1	15	12	SPST	On/Off	35/64"	1-1/8"	Yes	.02	10 ea

Rocker Switch wires easily with three stamped brass 1/4" blade terminals. Snap-in panel mount fits standard 1-1/8" X 1/2" switch cut-outs. Illuminates red when in the ON position. Constructed of durable weather resistant injection molded nylon and polycarbonate housing. 15A @ 12VDC.

⚠WARNING: Cancer and Reproductive Harm - www.P65Warnings.ca.gov

**TOGGLE SWITCH**

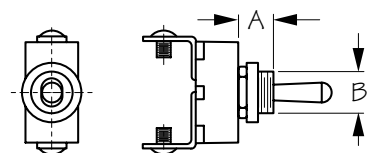
Stamped Brass/Molded Bakelite



Bulk	Display	Circuit	Action	Volts	Amps	A	B	Wt.(lb.)	Std. Pack
420460	420460-1	SPST	On/Off	12	15	7/16"	7/16"	.03	10 ea

This SPST On/Off Toggle Switch includes On/Off dash plate. Maximum panel thickness: 7/16". Constructed of stamped brass and molded Bakelite for durability and corrosion resistance. 15A @ 12VDC.

⚠WARNING: Cancer and Reproductive Harm - www.P65Warnings.ca.gov

**TOGGLE SWITCH**

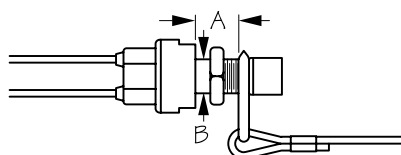
Stamped Brass



Bulk	Display	Circuit	Action	Volts	Amps	A	B	Wt.(lb.)	Std. Pack
420465	420465-1	SPST	On/Off	12	15	3/8"	7/16"	.06	10 ea
420479	420479-1	Waterproof Cap Only						.01	10 ea

This SPST On/Off Toggle Switch wires easily with two screw terminals. Constructed of stamped brass for durability and corrosion resistance. Maximum panel thickness: 3/8". 15A @ 12VDC. Waterproof Cap (420479) sold separately.

⚠WARNING: Cancer and Reproductive Harm - www.P65Warnings.ca.gov

**KILL SWITCH**

Stamped Brass/Injection Molded Nylon & Delrin



Bulk	Display	A	B	Kill Style	Volts	Max Amp	Wt.(lb.)	Std. Pack
420486	420486-1	5/8"	5/8"	Magneto (Red Cap) Open Circuit	12	5	.08	10 ea
420487	420487-1	5/8"	5/8"	Ignition (Gray Cap) Closed Circuit	12	5	.08	10 ea
420489	420489-1	Lanvard Only					.06	10 ea

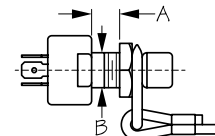
Marine Emergency Kill Switch attaches to your life vest while operating a boat or personal water craft. Designed to instantly cut battery power when detached. The Magneto (Red Cap) version functions in applications where the circuit is normally open (Not Complete) with the lanyard clip in place on switch. When lanyard is pulled and clip is removed from switch, circuit is closed (complete), allowing grounding to a suitable ground such as a grounding block, the battery, or on the engine itself. The Ignition (Gray Cap) version functions in applications where the circuit is normally closed (Complete) with the lanyard clip in place on switch. When lanyard is pulled and clip is removed from switch, the circuit is open (Not Complete), resulting in interruption of current to the Ignition shutting off engine. Both kill switches include a coiled lanyard that is approximately 15" when coiled and 48" when stretched, which should be replaced if worn, cut, or frayed. Mounting hole is 5/8" in diameter. Maximum panel thickness: 5/8". Maximum 5A draw. Constructed of weatherproof injection molded nylon and Delrin with brass terminals. **WARNING:** Switch should be tested for proper function before each use. 420487 shown in picture. (Ignition Style).

⚠WARNING: Cancer and Reproductive Harm - www.P65Warnings.ca.gov



KILL SWITCH - UNIVERSAL

Stamped Brass/Injection Molded Nylon & Delrin



Bulk	Display	A	B	Kill Style	Volts	Max Amp	Wt.(lb.)	Std. Pack
420488	420488-1	7/16"	5/8"	Universal	12	5	.10	10 ea
420489	420489-1	Lanyard Only					.06	10 ea

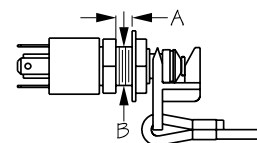
The marine emergency cut-off Universal Kill Switch attaches to your life vest while operating a boat or personal watercraft and is designed to instantly cut battery power when detached. Dual circuitry allows kill switch to be wired for either ignition kill or magneto kill depending on the application. The switch includes a lanyard approximately 15" when coiled and 48" when stretched, which should be replaced if worn, cut, or frayed. Mounting hole is 5/8" in diameter. Maximum panel thickness: 3/8". Maximum 5A draw. Constructed of weatherproof injection molded nylon and Delrin with 1/4" brass terminals. **WARNING:** Switch should be tested for proper function before each use.

⚠WARNING: Cancer and Reproductive Harm - www.P65Warnings.ca.gov



KILL SWITCH - UNIVERSAL WITH FLOATING LANYARD

Stamped Brass/Injection Molded Nylon & Delrin



Bulk	Display	A	B	Kill Style	Volts	Max Amp	Wt.(lb.)	Std. Pack
420498	420498-1	1/4"	5/8"	Universal	12	5	.13	10 ea
420499	420499-1	Lanyard Only					.08	10 ea

This marine emergency cut-off Universal Kill Switch with Floating Lanyard attaches to your life vest while operating a boat or personal watercraft. Designed to instantly cut battery power when detached. Dual circuitry allows kill switch to be wired for either ignition kill or magneto kill depending on the application. The switch includes a floating lanyard approximately 15" when coiled and 48" when stretched, which should be replaced if worn, cut, or frayed. Mounting hole is 5/8" in diameter. Maximum panel thickness: 3/8". Maximum 5A draw. Constructed of weatherproof injection molded nylon and Delrin with 1/4" brass terminals. **WARNING:** Switch should be tested for proper function before each use.

⚠WARNING: Cancer and Reproductive Harm - www.P65Warnings.ca.gov



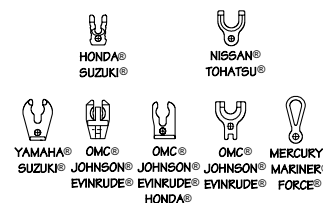
KILL SWITCH - 7 KEY - UNIVERSAL LANYARD

Injection Molded Nylon & Delrin



Bulk	Display	Length	Wt.(lb.)	Std. Pack
n/a	420495-1	50"	.08	10 ea

This marine emergency cut-off 7 Key Universal Kill Switch with Lanyard attaches to your life vest while operating a boat or personal watercraft. Designed to instantly cut battery power when detached. The 7 key 50" lanyard fits OMC®, Johnson®, Evinrude®, Mercury®, Mariner®, Force®, Yamaha®, Honda®, Tohatsu®, Suzuki®, and Nissan® kill switches. Constructed of injection molded nylon and Delrin.



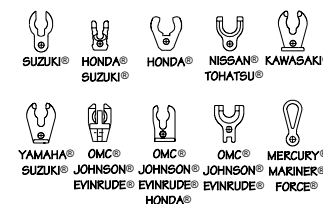
KILL SWITCH - 10 KEY - UNIVERSAL LANYARD


Injection Molded Nylon & Delrin



Bulk	Display	Length	Wt.(lb.)	Std. Pack
n/a	420496-1	50"	.10	10 ea

This marine emergency cut-off 10 Key Universal Kill Switch with Lanyard attaches to your life vest while operating a boat or personal watercraft. Designed to instantly cut battery power when detached. The 10 key 50" lanyard fits OMC®, Johnson®, Evinrude®, Mercury®, Mariner®, Force®, Yamaha®, Honda®, Tohatsu®, Suzuki®, Nissan®, and Kawasaki® kill switches. Constructed of injection molded nylon and Delrin.





9

Fuses &
Accessories

Circuit Breakers

Voltmeters

Battery Switches

Electrical Panels

Power Sockets

Battery Clips

USB Chargers

Terminal Blocks

Buss Bars

SAE Power
Cables

Cable Ties

Cable Clamps

Butt Connectors
& Terminals

Wire Strippers &
Crimpers

Horns

Bilge Blowers

Light Bulbs

Fuses

Fuse Blocks &
Holders

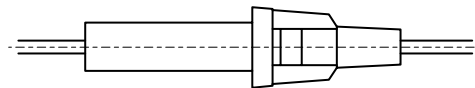
12V Fans

Electrical



AGC INLINE FUSE HOLDER

Injection Molded Nylon



Bulk	Display	Includes	Wire/Length	Fuse Size	Wt.(lb.)	Std. Pack
420500	420500-1	20 Amp AGC Fuse	14 ga/11-1/2"	1/4" x 1-1/4"	.04	10 ea

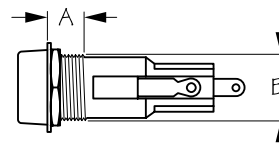
AGC Inline Fuse Holder provides over-current protection in a convenient push together inline holder. Install by cutting the 11-1/2" wire lead and stripping both ends. Constructed of injection molded nylon with a 14 gauge wire lead. Accepts standard 1/4" x 1-1/4" AGC Style Fuses 444101-444120 (sold separately). Maximum 20A @ 12VDC. Includes a 20A AGC fuse.

⚠ WARNING: Cancer and Reproductive Harm - www.P65Warnings.ca.gov



AGC FUSE HOLDER WITH PUSH-IN CAP

Stamped Brass/Molded Bakelite



Bulk	Display	A	B	Release Location	Volts	Max. Amps	Wt.(lb.)	Std. Pack
420501	420501-1	1/4"	9/16"	Side	12	10	.02	10 ea
n/a	422199-1	Replacement Red Insert for Fuse Holder					.01	10 pr

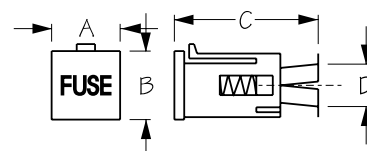
The panel mounted AGC Fuse Holder provides over-current protection in electrical circuits. Side release solder terminal. Accepts standard 1/4" x 1-1/4" AGC Style Fuses 444101-444110 (sold separately). Maximum 10A @ 12VDC. Constructed of molded Bakelite with stamped brass contacts and push-in cap.

⚠ WARNING: Cancer and Reproductive Harm - www.P65Warnings.ca.gov



REPLACEMENT RED INSERT FOR FUSE HOLDER

Stamped Brass/Molded Bakelite



Bulk	Display	A	B	C	D	Release Location	Wt.(lb.)	Std. Pack
n/a	422199-1	7/16"	7/16"	1"	1/4"	Side	.01	10 pr

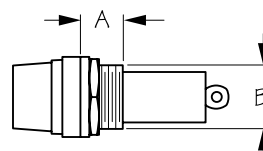
Replacement Red Insert for Fuse Holder (420501) and Switch Panels (422010, 422110, and 422210).

⚠ WARNING: Cancer and Reproductive Harm - www.P65Warnings.ca.gov



AGC FUSE HOLDER WITH SCREW-ON CAP

Stamped Brass/Molded Bakelite



Bulk	Display	A	B	Volts	Max. Amps	Wt.(lb.)	Std. Pack
420502	420502-1	7/16"	9/16"	12	15	.03	10 ea

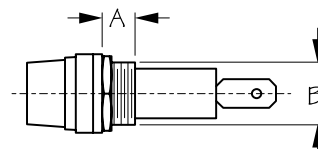
The panel mounted AGC Fuse Holder provides over-current protection in electrical circuits. Solder terminal. Accepts standard 1/4" x 1-1/4" AGC Style Fuses 444101-444115 (sold separately). Maximum 15A @ 12VDC. Constructed of molded Bakelite with stamped brass contacts and a screw-on cap.

⚠ WARNING: Cancer and Reproductive Harm - www.P65Warnings.ca.gov



AGC ROUND FUSE HOLDER - SPADE TERMINAL

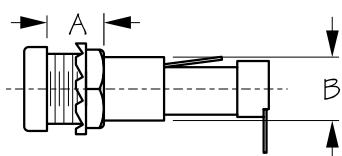
Stamped Brass/Molded Bakelite



Bulk	Display	A	B	Volts	Max. Amps	Wt.(lb.)	Std. Pack
420503	420503-1	3/8"	9/16"	12	15	.03	10 ea

The panel mounted AGC Round Fuse Holder provides over-current protection in electrical circuits. Spade terminal. Accepts standard 1/4" x 1-1/4" AGC Style Fuses 444101-444115 (sold separately). Maximum 15A @ 12VDC. Constructed of molded Bakelite with stamped brass contacts and a screw-on cap.

⚠ WARNING: Cancer and Reproductive Harm - www.P65Warnings.ca.gov

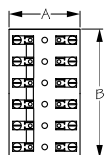
**AGC ROUND FUSE HOLDER WITH FLUSH CAP - SPADE TERMINAL**

Stamped Brass/Molded Bakelite

Bulk	Display	A	B	Volts	Max. Amps	Wt.(lb.)	Std. Pack
420504	420504-1	3/8"	1/2"	12	15	.01	10 ea

The panel mounted AGC Round Fuse Holder provides over-current protection in electrical circuits. Spade terminal. Accepts standard 1/4" x 1-1/4" AGC Style Fuses 444101-444115 (sold separately). Maximum 15A @ 12VDC. Constructed of molded Bakelite with stamped brass contacts and a flush cap.

⚠ WARNING: Cancer and Reproductive Harm - www.P65Warnings.ca.gov

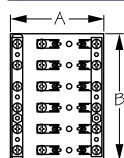
**AGC FUSE BLOCK WITH BUSS BAR**

Stamped Brass/Molded Bakelite

Bulk	Display	Terminals	A	B	Fastener	Wt.(lb.)	Std. Pack
420526	420526-1	6	2-7/16"	4-1/2"	#8 RH	.19	10 ea

The multiple gang AGC Fuse Block includes a built-in buss bar to conveniently connect electrical wires. Used to provide over-current protection in electrical circuits. Accepts standard 1/4" x 1-1/4" AGC Style Fuses 444101-444120 (sold separately). 20A @ 12VDC. Constructed of molded Bakelite with brass fuse clips and screws. Installs with #8 RH fasteners (not included).

⚠ WARNING: Cancer and Reproductive Harm - www.P65Warnings.ca.gov

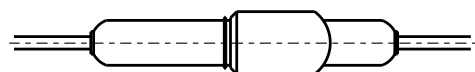
**AGC FUSE/NEGATIVE BLOCK WITH BUSS BARS**

Stamped Brass/Molded Bakelite

Bulk	Display	Terminals	A	B	Wt.(lb.)	Std. Pack
420544	420544-1	4	3-5/16"	3"	.20	10 ea
420546	420546-1	6	3-5/16"	4-1/2"	.30	10 ea

The combination multiple gang AGC Fuse Blocks feature a separate negative terminal bar for circuit distribution to route and connect positive or negative circuits. Useful for consolidating multiple wires or feeding multiple circuits. Accepts standard 1/4" x 1-1/4" AGC Style Fuses 444101-444115 (sold separately). 20A @ 12VDC. Constructed of molded Bakelite with brass fuse clips and screws. Installs with #8 RH fasteners (not included).

⚠ WARNING: Cancer and Reproductive Harm - www.P65Warnings.ca.gov

**AGC WATERTIGHT INLINE FUSE HOLDER**

Injection Molded PVC

Bulk	Display	Amps	Wire Gauge	Wt.(lb.)	Std. Pack
420552	420552-1	10	16	.02	10 ea
420553	420553-1	15	14	.02	10 ea
420554	420554-1	20	12	.03	10 ea
420555	420555-1	30	10	.04	10 ea
420557	420557-1	50	8	.06	10 ea

AGC Watertight Inline Fuse Holders feature a snap tight connection for use in wet or semi-wet locations. Includes standard 1/4" x 1-1/4" 10A, 15A, 20A, 30A, or 50A AGC glass fuse. Wire gauge from 8-16 AWG. Constructed of injection molded PVC.

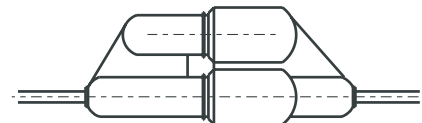
⚠ WARNING: Cancer and Reproductive Harm - www.P65Warnings.ca.gov





AGC WATERTIGHT INLINE DUAL FUSE HOLDER

Injection Molded PVC



Bulk	Display	Amps	Wire Gauge	Wt.(lb.)	Std. Pack
420562	420562-1	10	16	.04	10 ea
420563	420563-1	15	14	.04	10 ea
420564	420564-1	20	12	.05	10 ea
420565	420565-1	30	10	.05	10 ea

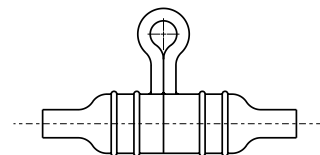
AGC Watertight Inline Dual Fuse Holders feature a snap tight connection for use in wet or semi-wet locations. Includes standard 1/4" x 1-1/4" 10A, 15A, 20A, or 30A glass fuse and an extra emergency fuse. Fuse holder has a specially designed case that is molded with a second fuse pocket for convenient access to a spare fuse. Wire gauge from 10-16 AWG. Constructed of injection molded PVC.

⚠ **WARNING:** Cancer and Reproductive Harm - www.P65Warnings.ca.gov



AGC INLINE FUSE HOLDER

Tin Plated Copper/Injection Molded Nylon



Bulk	Display	Max. Amps	Wire Gauge	Wt.(lb.)	Std. Pack
420570	420570-1	30	18-12	.02	10 ea

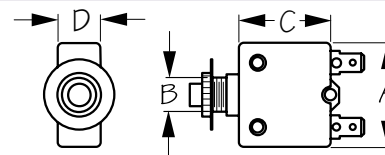
The AGC Inline Fuse Holder is ideal for the harsh marine environment. Includes two crimp-on terminals for 12-18 AWG wire. Accepts AGC and MDL fuses (not included). Maximum 30A. Constructed of waterproof and UV resistant injection molded nylon with tin plated copper contacts.

⚠ **WARNING:** Cancer and Reproductive Harm - www.P65Warnings.ca.gov



THERMAL AC/DC CIRCUIT BREAKER

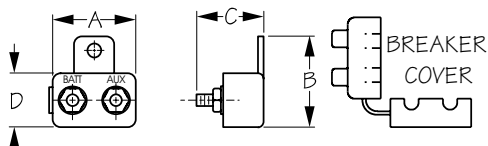
Stamped Brass/Molded Bakelite



Bulk	Display	Amps	A	B	C	D	UL Listed	Panel Depth	Wt.(lb.)	Std. Pack
420805	420805-1	5	1-3/8"	7/16"	1-1/4"	9/16"	A-0701	3/16"	.07	10 ea
420806	420806-1	6	1-3/8"	7/16"	1-1/4"	9/16"	A-0701	3/16"	.07	10 ea
420808	420808-1	8	1-3/8"	7/16"	1-1/4"	9/16"	A-0701	3/16"	.07	10 ea
420810	420810-1	10	1-3/8"	7/16"	1-1/4"	9/16"	A-0701	3/16"	.07	10 ea
420815	420815-1	15	1-3/8"	7/16"	1-1/4"	9/16"	A-0701	3/16"	.07	10 ea
420820	420820-1	20	1-3/8"	7/16"	1-1/4"	9/16"	A-0701	3/16"	.07	10 ea
420830	420830-1	30	1-3/8"	7/16"	1-1/4"	9/16"	A-0701	3/16"	.07	10 ea
420839	420839-1	Thermal Breaker Boot Only							.01	10 pr


Thermal AC/DC Circuit Breakers are designed to protect an electrical circuit from damage caused by excess current. Vibration and shock resistant these push-to-reset circuit breakers are an economical alternative to magnetic breakers. Unlike sacrificial fuses they have the advantage of being resettable after tripping. Panel mounted compact design. Constructed of molded Bakelite with quick connect, terminal style, stamped brass contacts. Optional Thermal Breaker Boot (420839) provides additional protection in wet environments. 5-30A @ 125-250 VAC. 32VDC.

⚠ **WARNING:** Cancer and Reproductive Harm - www.P65Warnings.ca.gov



RESETTABLE CIRCUIT BREAKER

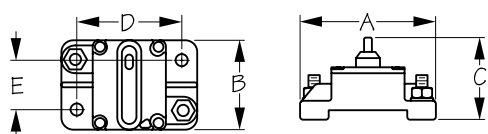
Stamped Brass/Injection Molded Nylon/Polycarbonate



Bulk	Display	Amps	Volts	Cover Included	A	B	C	D	Wt.(lb.)	Std. Pack
420842	420842-1	20	12 or 24	No	1-5/16"	1-7/16"	1-3/8"	7/8"	.04	10 ea
n/a	420852-1	20	12 or 24	Yes	1-5/16"	1-7/16"	1-3/8"	7/8"	.05	5 ea
420843	420843-1	30	12 or 24	No	1-5/16"	1-7/16"	1-3/8"	7/8"	.04	10 ea
n/a	420853-1	30	12 or 24	Yes	1-5/16"	1-7/16"	1-3/8"	7/8"	.05	5 ea
420844	420844-1	40	12 or 24	No	1-5/16"	1-7/16"	1-3/8"	7/8"	.04	10 ea
n/a	420854-1	40	12 or 24	Yes	1-5/16"	1-7/16"	1-3/8"	7/8"	.05	5 ea
420845	420845-1	50	12 or 24	No	1-5/16"	1-7/16"	1-3/8"	7/8"	.04	10 ea
n/a	420855-1	50	12 or 24	Yes	1-5/16"	1-7/16"	1-3/8"	7/8"	.05	5 ea
420840	420840-1	Breaker Cover Only							.01	1 ea

Inline Resettable Circuit Breakers with manual reset button are for use with higher amperage accessories. These breakers are ignition protected and can be installed aboard gasoline powered boats. May be used on 12VDC or 24VDC systems. Constructed of injection molded nylon and polycarbonate and stamped brass #10-32 studs with nuts. The copper post is the battery or "power in" post and the silver post is the auxiliary or "power out" protected post. Available with or without splash proof Breaker Cover (420840). Complies with SAE standard J553 and SAE J1171.

WARNING: Cancer and Reproductive Harm - www.P65Warnings.ca.gov



HI AMP RESETTABLE CIRCUIT BREAKER

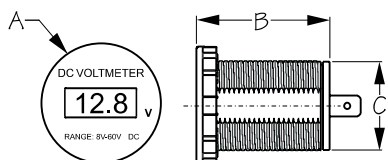
Stainless Steel Studs and Washers/Thermoset Plastic



Bulk	Display	Amps	A	B	C	D	E	Volts	Wt.(lb.)	Std. Pack
420865	420865-1	50	2-7/8"	1-7/8"	1-3/4"	2-3/16"	1-1/16"	48	.22	1 ea
420867	420867-1	80	2-7/8"	1-7/8"	1-3/4"	2-3/16"	1-1/16"	48	.22	1 ea

These surface mount Hi Amp Resettable Circuit Breakers are a single pole thermal type breaker and provide a visible indication of tripped condition. 48VDC and an interrupt level of 3000 amperes. Surface mounted, a mounting panel is not required. Sealed for engine compartment and bilge area applications. Constructed of Thermoset plastic with stainless steel studs and washers.

WARNING: Cancer and Reproductive Harm - www.P65Warnings.ca.gov



OLED VOLTMETER

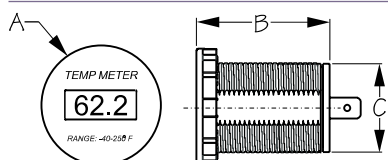
Injection Molded Nylon



Bulk	Display	A	B	C	Volts	Wt.(lb.)	Std. Pack
n/a	421600-1	1-7/16"	3/4"	1-1/8"	8-60	.02	5 ea

The OLED (Organic LED) Voltmeter is designed to withstand constant vibration and the rigors of a marine environment. Monitors voltage on a bright, waterproof, daylight readable OLED screen. High contrast and resolution make this screen visible from a wide viewing angle, even with polarized sunglasses. Reverse polarity protected. Constructed of injection molded nylon. Installation is as easy as drilling a 1-1/8" hole, inserting the socket body, tightening the locking nut, and connecting the wires. Also fits Sea-Dog® Power Socket Shell (426100) and Mounting Bracket (426105). Input 8-60VDC. IP66 rating.

WARNING: Cancer and Reproductive Harm - www.P65Warnings.ca.gov



OLED TEMPERATURE METER

Injection Molded Nylon



Bulk	Display	A	B	C	Volts	Temp Range	Wt.(lb.)	Std. Pack
421610	421610-1	1-7/16"	1-1/16"	1-1/8"	12-24	-67°F to 248°F	.02	5 ea

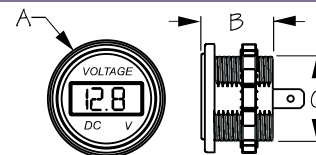
OLED (Organic LED) Temperature Meter is designed to withstand constant vibration and the rigors of a wet marine or dusty outback environment. Includes a prewired temperature sensor with a 6' cable. Monitors temperature on a bright, waterproof, daylight readable OLED screen. High contrast and resolution make this screen visible from a wide viewing angle, even with polarized sunglasses. Reverse polarity protected. Same compact round size as a standard 12VDC receptacle, this OLED Temperature Meter supports many installation options. Constructed of injection molded nylon. Installation is as easy as drilling a 1-1/8" hole, inserting the socket body, tightening the locking nut, and connecting the wires. IP66 rating. 12-24VDC.

WARNING: Cancer and Reproductive Harm - www.P65Warnings.ca.gov



ROUND DIGITAL VOLTMETER

Injection Molded Nylon



Bulk	Display	A	B	C	Volts	Wt.(lb.)	Std. Pack
421615	421615-1	1-7/16"	3/4"	1-1/8"	8-32	.02	10 ea

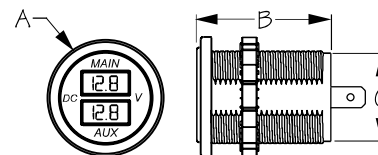
Round Digital Volt Meter is the same compact round size as a standard 12V receptacle supporting many installation options. Constructed of injection molded nylon. Designed for use in interior or fully protected locations only. Red LED display. Input 8-32VDC. RoHS compliant.

⚠ WARNING: Cancer and Reproductive Harm - www.P65Warnings.ca.gov



DUAL ROUND VOLTMETER

Injection Molded Nylon



Bulk	Display	A	B	C	Volts	Wt.(lb.)	Std. Pack
421616	421616-1	1-7/16"	1-3/8"	1-1/8"	10-48	.04	5 ea

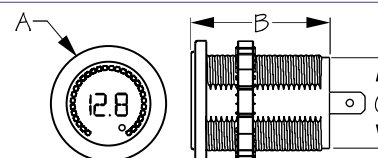
This digital Dual Round Volt Meter displays voltage for main and auxiliary batteries simultaneously. The same compact size as a standard 12V receptacle socket, this volt meter supports many installation options. Constructed of injection molded nylon. Red LED display. Input 10-48VDC. IP65 rating.

⚠ WARNING: Cancer and Reproductive Harm - www.P65Warnings.ca.gov



RAINBOW DISPLAY DIGITAL VOLTMETER

Injection Molded Nylon



Bulk	Display	A	B	C	Volts	Wt.(lb.)	Std. Pack
421617	421617-1	1-7/16"	1-1/16"	1-1/8"	5-15	.02	5 ea

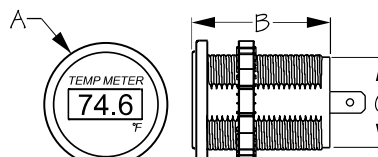
The Rainbow Display Digital Volt Meter gives the user quick, visual, color-coded voltage information. Red/orange means the voltage is too low. Green means voltage is normal. The same compact size as a standard 12VDC receptacle, this voltmeter supports many installation options. Constructed of injection molded nylon. Rainbow LED display. For use with 12VDC systems. IP65 rating.

⚠ WARNING: Cancer and Reproductive Harm - www.P65Warnings.ca.gov



TEMPERATURE METER

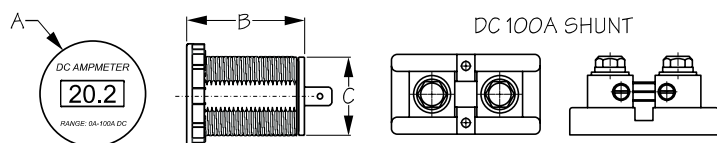
Injection Molded Nylon



Bulk	Display	A	B	C	Volts	Temp Range	Wt.(lb.)	Std. Pack
421618	421618-1	1-7/16"	1-1/16"	1-1/8"	12-24	-67°F to 248°F	.02	5 ea

Temperature Meter includes a prewired temperature sensor with a 6' cable. Monitors temperature on a bright LED screen. Reverse polarity protected. Same compact round size as a standard 12VDC receptacle, this Temperature Meter supports many installation options. Constructed of injection molded nylon. Installation is as easy as drilling a 1-1/8" hole, inserting the socket body, tightening the locking nut, and connecting the wires. 12-24VDC. IP67 waterproof rating.

⚠ WARNING: Cancer and Reproductive Harm - www.P65Warnings.ca.gov

**OLED 100 AMP METER**

Injection Molded Nylon

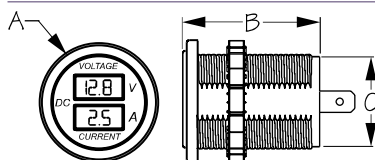


Bulk	Display	A	B	C	Volts	Amps	Wt.(lb.)	Std. Pack
421620	421620-1	1-7/16"	1-1/16"	1-1/8"	12-24	0-100	.02	5 ea



OLED (Organic LED) 100 Amp Meter is designed to withstand constant vibration and the rigors of a wet marine or dusty outback environment. Includes 100A/50mV shunt. Monitors amperage on a bright, waterproof, daylight readable OLED screen. High contrast and resolution make this screen visible from a wide viewing angle, even with polarized sunglasses. Reverse polarity protected. Same compact round size as a standard 12V receptacle, this OLED 100 Amp Meter supports many installation options. Constructed of injection molded nylon. Installation is as easy as drilling a 1-1/8" hole, inserting the socket body, tightening the locking nut, and connecting the wires. IP66 rating. 12-24VDC.

⚠ **WARNING:** Cancer and Reproductive Harm - www.P65Warnings.ca.gov

**ROUND DIGITAL VOLT/AMP METER**

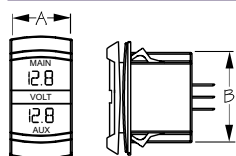
Injection Molded Nylon



Bulk	Display	A	B	C	Volts	Amps	Wt.(lb.)	Std. Pack
421625	421625-1	1-7/16"	1-3/8"	1-1/8"	8-32	10	.04	10 ea

The Round Digital Volt/Amp Meter displays voltage and amps simultaneously. The same compact round size as a standard 12VDC receptacle, this meter supports many installation options. Constructed of injection molded nylon. Red LED display. Input 8-32VDC. DC shunt not required. IP65 rating.

⚠ **WARNING:** Cancer and Reproductive Harm - www.P65Warnings.ca.gov

**DUAL VOLTMETER ROCKER SWITCH STYLE**

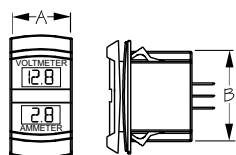
Injection Molded Nylon



Bulk	Display	A	B	Volts	Wt.(lb.)	Std. Pack
421636	421636-1	13/16"	1-7/16"	10-48	.04	5 ea

This Digital Dual Volt Meter monitors and displays the voltage for main and auxiliary batteries simultaneously. Rocker switch styling means this voltmeter fits any standard 13/16" x 1-7/16" rocker switch panel slot. Constructed of injection molded nylon. Red LED display. Input 10-48VDC. IP65 rating.

⚠ **WARNING:** Cancer and Reproductive Harm - www.P65Warnings.ca.gov

**DUAL VOLT/AMP METER ROCKER SWITCH STYLE**

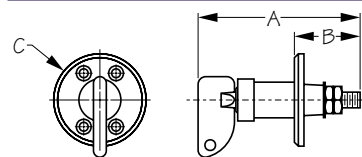
Injection Molded Nylon



Bulk	Display	A	B	Volts	Amps	Wt.(lb.)	Std. Pack
421645	421645-1	13/16"	1-7/16"	8-32	10	.04	5 ea

This Digital Dual Volt/Amp Meter monitors and displays voltage and amps simultaneously. Rocker switch styling means this meter will fit into any standard 13/16" x 1-7/16" rocker switch panel slot. Constructed of injection molded nylon. Red LED display. Input 8-32VDC. IP65 rating.

⚠ **WARNING:** Cancer and Reproductive Harm - www.P65Warnings.ca.gov

**HEAVY DUTY BATTERY SWITCH WITH CAP**

Injection Molded Nylon



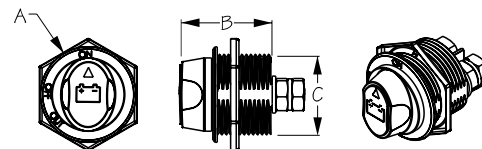
Bulk	Display	A	B	C	Function	Volts	Amps	Stud Diameter	Wt.(lb.)	Std. Pack
420600	420600-1	4"	1-5/8"	2-1/4"	On/Off	12-24	75	3/8"	.29	10 ea

This Heavy Duty Battery Switch features a removable key for extra security. 500A momentary and 75A continuous. 12-24VDC.

⚠ **WARNING:** Cancer and Reproductive Harm - www.P65Warnings.ca.gov

MINI BATTERY SWITCH WITH REMOVABLE KNOB

Machined Brass/Injection Molded Nylon



Bulk	Display	A	B	C	Function	Volts	Amps	Stud Diameter	Wt.(lb.)	Std. Pack
n/a	422730-1	2-3/16"	2-3/16"	2-1/16"	On/Off	32	300	5/16"	.14	1 ea
n/a	422732-1	1-3/4"	2-1/8"	1-1/8"	On/Off	32	100	1/4"	.09	1 ea
4322731	n/a	Replacement Knob for 422730-1							.04	1 ea

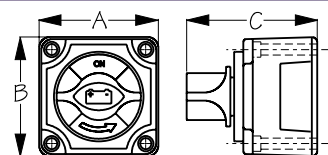
These Mini Battery Switches feature a removable knob for extra security. To remove, simply twist the cap to the OUT position and pull. Mini footprint makes it ideal for close quarters. The 422730-1 is rated at 300A continuous and 1000A cranking amps and the 422732-1 is rated at 100A continuous and 150A cranking amps. Installation is as easy as drilling a 2-1/16" hole for the 422730-1 or a 1-1/8" hole for the 422732-1, inserting the socket body, tightening the locking nut, and connecting the wires. Constructed of machined brass and injection molded nylon.



⚠ **WARNING:** Cancer and Reproductive Harm - www.P65Warnings.ca.gov

BATTERY SWITCH WITH KNOB

Machined Brass/Injection Molded Nylon



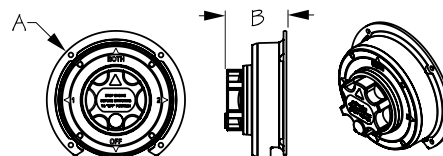
Bulk	Display	A	B	C	Function	Volts	Amps	Stud Diameter	Wt.(lb.)	Std. Pack
422760	422760-1	2-3/4"	2-3/4"	3"	Off/1/Both/2	48	300	3/8"	.36	1 ea
422761	422761-1	2-3/4"	2-3/4"	3"	On/Off	48	300	3/8"	.36	1 ea

Battery disconnect and selector switches either switch a single battery to a single load group (422760 & 422761) or isolates and/or combines two battery banks (422760). Can be surface or rear panel mounted. Ignition protected. Safe for installation on gasoline powered boats. Constructed of injection molded nylon with machined brass contacts. Installs with four #10 RH fasteners (not included).

⚠ **WARNING:** Cancer and Reproductive Harm - www.P65Warnings.ca.gov

BATTERY SWITCH

Machined Brass/Injection Molded Nylon



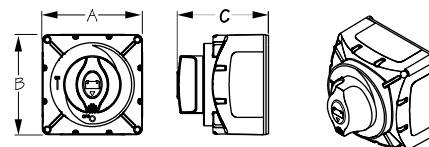
Bulk	Display	A	B	Function	Volts	Amps	Stud Diameter	Fastener	Wt.(lb.)	Std. Pack
422780	422780-1	6-3/8"	2-1/2"	Off/1/Both/2	36	300	3/8"	#10 RH	1.25	1 ea
422781	422781-1	6-3/8"	2-1/2"	On/Off (2 Output)	36	300	1/2"	#10 RH	1.43	1 ea

Battery disconnect and selector switches either switch a single battery to a single load group (422780 & 422781) or isolates and/or combines two battery banks (422780). Can be surface or rear panel mounted. Ignition protected. Safe for installation on gasoline powered boats. Constructed of injection molded nylon with machined brass contacts. Installs with four #10 RH fasteners (not included).

⚠ **WARNING:** Cancer and Reproductive Harm - www.P65Warnings.ca.gov

BATTERY SWITCH - HEAVY DUTY

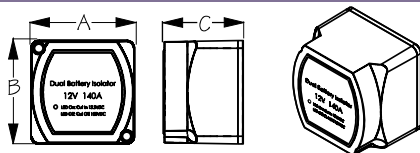
Machined Brass/Injection Molded Nylon



Bulk	Display	A	B	C	Function	Volts	Amps	Stud Diameter	Wt.(lb.)	Std. Pack
422766	422766-1	4"	4"	3-5/8"	Off/On	48	600	3/8"	1.20	1 ea
422768	422768-1	4"	4"	3-5/8"	Off/1/Both/2	48	300	3/8"	1.25	1 ea

The Heavy Duty Battery selector switch 422766 has 600A continuous and 2500A cranking amps, giving it the power to start a large single. The heavy duty 422768 selector switch has 350A continuous and 1500 cranking amps to start a dual diesel engine. Battery selector switches either switch a single battery to a single load group (422766 & 422768) or isolates and/or combines two battery banks (422768). Can be surface or rear panel mounted. Ignition protected. Safe for installation on gasoline powered boats. Constructed of injection molded nylon with machined brass contacts. Installs with four #10 RH fasteners (not included). CE certified. 422768 pictured.

⚠ **WARNING:** Cancer and Reproductive Harm - www.P65Warnings.ca.gov

**SMART DUAL BATTERY ISOLATOR**

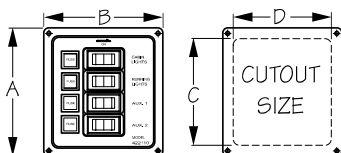
Machined Brass/Injection Molded Nylon



Bulk	Display	A	B	C	Volts	Amps	Fastener	Wt.(lb.)	Std. Pack
n/a	422790-1	2-5/8"	2-5/8"	2"	12	140	#8 RH	.45	1 ea

This Smart Dual Battery Isolator is ideal for dual battery applications. Allows two batteries to automatically charge at the same time and then isolates the batteries, ensuring the starting battery is always charged and ready for use. Automatically engages or disengages the circuit at pre-set voltages by sensing the input voltage generated, eliminating the possibility of discharging the primary starting battery. Cut-in voltage: 13.3VDC. Cut-out voltage: 12.8VDC. Surge protected. Features an LED indicator to alert the user when the unit is engaged. Constructed of machined brass with a weatherproof injection molded nylon housing and durable silver tipped contacts. Installs with two #8 RH fasteners (included). 12VDC. 140A. IP65 rating.

⚠WARNING: Cancer and Reproductive Harm - www.P65Warnings.ca.gov

**ALUMINUM VERTICAL ROCKER SWITCH PANEL**

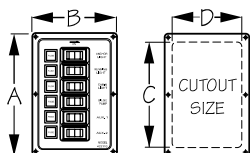
Stamped Anodized Aluminum



Bulk	Display	A	B	C	D	Volts	# of Switches	Wt.(lb.)	Std. Pack
n/a	422010-1	4-7/8"	4-1/2"	3-15/16"	3-1/2"	12	4	.37	1 ea
OP9A0103	n/a	Replacement Decal Sheet (32 peel and stick labels)						.01	1 ea
420501	420501-1	Replacement Fuse Holder						.02	10 ea
n/a	422199-1	Replacement Red Insert for Fuse Holder						.01	10 pr
420441	420441-1	Replacement Rocker Switch						.02	10 ea

Aluminum Vertical Rocker Switch Panel features four 15A 12VDC illuminated SPST On/Off rocker switches and four 10A 12VDC fuse holders. Individual circuit 10A max. 37A total. Includes a sheet of 20 preprinted decals to customize to your specific applications. Constructed of stamped anodized aluminum. Installs with four #6 RH fasteners (not included). 12VDC.

⚠WARNING: Cancer and Reproductive Harm - www.P65Warnings.ca.gov

**ALUMINUM VERTICAL ROCKER SWITCH PANEL**

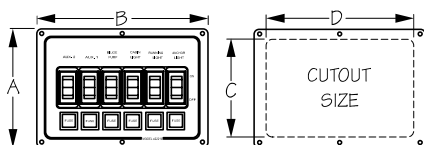
Stamped Anodized Aluminum



Bulk	Display	A	B	C	D	Volts	# of Switches	Wt.(lb.)	Std. Pack
n/a	422110-1	6-1/2"	4-1/2"	5-1/2"	3-1/2"	12	6	.51	1 ea
n/a	422199-1	Replacement Red Insert for Fuse Holder						.01	10 pr
420501	420501-1	Replacement Fuse Holder						.02	10 ea
420441	420441-1	Replacement Rocker Switch						.02	10 ea
OP9A0103	n/a	Replacement Decal Sheet (32 peel-and-stick labels)						.01	1 ea

Aluminum Vertical Rocker Switch Panel features six 15A 12VDC illuminated SPST On/Off rocker switches and six 10A 12VDC fuse holders. Individual circuit 10A max. 37A total. Includes a sheet of 20 preprinted decals to customize to your specific applications. Constructed of stamped anodized aluminum. Installs with six #6 RH fasteners (not included). 12VDC.

⚠WARNING: Cancer and Reproductive Harm - www.P65Warnings.ca.gov

**ALUMINUM HORIZONTAL ROCKER SWITCH PANEL**

Stamped Anodized Aluminum



Bulk	Display	A	B	C	D	Volts	# of Switches	Wt.(lb.)	Std. Pack
n/a	422210-1	4-1/2"	6-1/2"	3-1/2"	5-1/2"	12	6	.51	1 ea
420501	420501-1	Replacement Fuse Holder						.02	10 ea
420441	420441-1	Replacement Rocker Switch						.02	10 ea
OP9A0103	n/a	Replacement Decal Sheet (32 peel-and-stick labels)						.01	1 ea

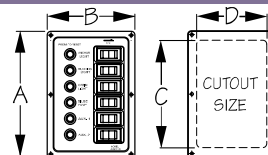
Aluminum Horizontal Rocker Switch Panel features six 15A 12VDC illuminated SPST On/Off rocker switches and six 10A 12VDC fuse holders. Individual circuit 10A max. 37A total. Includes a sheet of 20 preprinted decals to customize to your specific applications. Constructed of stamped anodized aluminum. Installs with six #6 RH fasteners (not included). 12VDC.

⚠WARNING: Cancer and Reproductive Harm - www.P65Warnings.ca.gov



ALUMINUM BREAKER PANEL

Stamped Anodized Aluminum



Bulk	Display	A	B	C	D	Volts	# of Circuits	Wt.(lb.)	Std. Pack
n/a	422800-1	6-1/2"	4-1/2"	5-1/2"	3-1/2"	12	6	.80	1 ea
420441	420441-1	Replacement Rocker Switch						.02	10 ea
0P9A0103	n/a	Replacement Decal Sheet (32 peel-and-stick labels)						.01	1 ea

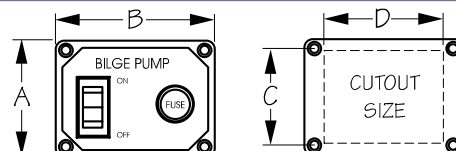
Aluminum Breaker Panel features six 15A 12VDC illuminated SPST On/Off rocker switches and six thermal AC/DC circuit breakers (two 3A, two 6A, one 8A, and one 10A). Individual circuit 10A max. 40A total. Includes a sheet of 20 preprinted decals to customize to your specific applications. Constructed of stamped anodized aluminum. Installs with six #6 RH fasteners (not included). 12VDC.

⚠WARNING: Cancer and Reproductive Harm - www.P65Warnings.ca.gov



BILGE PUMP PANEL WITH FUSE HOLDER

Injection Molded ABS



Bulk	Display	A	B	C	D	Volts	Fastener	Wt.(lb.)	Std. Pack
423030	423030-1	2-3/16"	3"	1-11/16"	2-1/4"	12	#6 RH	.07	5 ea
420441	420441-1	Replacement Rocker Switch						.02	10 ea
420503	420503-1	Replacement Screw-Top Fuse Holder						.03	10 ea

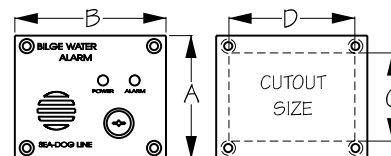
The Sea-Dog® Bilge Pump Switch Panel comes complete with an illuminating On/Off rocker switch and panel mounted fuse holder. The panel is designed so the words "Bilge Pump" will illuminate when back lit, allowing for easy location and operation at night. Accepts AGC fuses (not included). 15A. Constructed of injection molded ABS for corrosion resistance and durability. Installs with four #6 RH fasteners (not included).

⚠WARNING: Cancer and Reproductive Harm - www.P65Warnings.ca.gov



BILGE PUMP WATER ALARM PANEL

Injection Molded ABS



Bulk	Display	A	B	C	D	Volts	Wt.(lb.)	Std. Pack
n/a	423033-1	2-7/16"	3"	1-3/4"	2-1/2"	12	.12	1 ea
420504	420504-1	Replacement Fuse Holder (15 Amp)					.01	10 ea

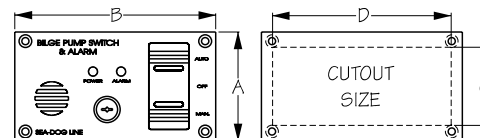
The Bilge Water Alarm Panel provides both an audible and visual means of warning that the water level in your bilge is above your bilge pump float switch level. For maximum effectiveness, bilge pumps should be used in conjunction with a Sea-Dog® Bilge Pump Switch Panel (423030, 423040, or 423046). 15A. Constructed of injection molded ABS. Installs with four RH fasteners (not included).

⚠WARNING: Cancer and Reproductive Harm - www.P65Warnings.ca.gov



BILGE PUMP WATER ALARM PANEL WITH SWITCH

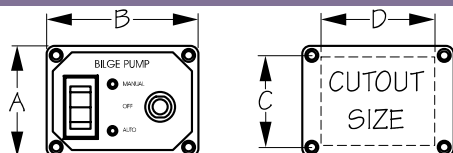
Injection Molded ABS



Bulk	Display	A	B	C	D	Volts	Wt.(lb.)	Std. Pack
n/a	423035-1	2-11/16"	4-11/16"	2-3/8"	4-1/8"	12	.20	1 ea
420504	420504-1	Replacement Fuse Holder (15 Amp)					.01	10 ea

The Bilge Pump Water Alarm Panel with Switch provides both an audible and visual means of warning that the water level in your bilge is above your bilge pump float switch level. There is no need for a separate bilge pump switch, as the control switch selects between the automatic and manual (momentary on) function of the bilge pump. 15A. Constructed of injection molded ABS. Installs with four RH fasteners (not included). **WARNING: NOT FOR USE WITH PUMPS THAT HAVE BUILT-IN SWITCHES.**

⚠WARNING: Cancer and Reproductive Harm - www.P65Warnings.ca.gov

**BILGE PUMP PANEL WITH CIRCUIT BREAKER**

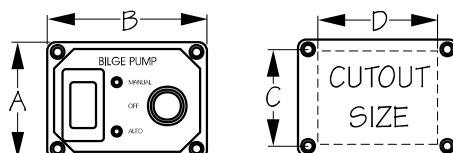
Injection Molded ABS



Bulk	Display	A	B	C	D	Volts	Fastener	Wt.(lb.)	Std. Pack
423040	423040-1	2-3/16"	3"	1-11/16"	2-1/4"	12	#6 RH	.11	5 ea
420443	420443-1	Replacement Rocker Switch						.02	10 ea

The deluxe Bilge Pump Panel features a three-way switch, allowing both automatic and manual switching of the bilge pump. When operated in the Manual mode, a red LED light is activated. When in the Automatic mode, a green LED light is activated. The words "Bilge Pump" will illuminate when back lit, allowing for easy operation at night. Includes UL listed 20A circuit breaker, allowing quick and easy resetting of the system. Additional breaker sizes available (420805-420830). Constructed of injection molded ABS for maximum durability and corrosion resistance. Installs with four #6 RH fasteners (not included).

⚠ WARNING: Cancer and Reproductive Harm - www.P65Warnings.ca.gov

**SPLASH GUARD BILGE PUMP PANEL WITH CIRCUIT BREAKER**

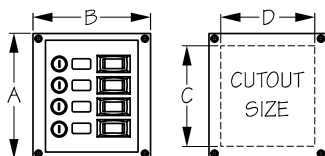
Injection Molded ABS



Bulk	Display	A	B	C	D	Volts	Fastener	Wt.(lb.)	Std. Pack
423046	423046-1	2-3/16"	3"	1-11/16"	2-1/4"	12	#6 RH	.11	5 ea
420443	420443-1	Replacement Rocker Switch						.02	10 ea
420839	420839-1	Thermal Breaker Boot						.01	10 pr

The Splash Guard Bilge Pump Panel features a covered switch, making this panel ideal for applications where the front might be subjected to light spray or water (NOT designed for total water immersion). This deluxe version features a three-way switch allowing both automatic and manual switching of the bilge pump. When operated in Manual mode, a red LED light is activated. When in Automatic mode, a green LED light is activated. The words "Bilge Pump" will illuminate when back lit, allowing for easy operation at night. UL listed 20A circuit breaker included. Additional breaker sizes available (420805-420830). Constructed of injection molded ABS for maximum durability and corrosion resistance. Installs with four #6 RH fasteners (not included).

⚠ WARNING: Cancer and Reproductive Harm - www.P65Warnings.ca.gov

**VERTICAL 4-GANG ROCKER SWITCH PANEL**

Fire Resistant Injection Molded Nylon/4 Illuminating Switches



Bulk	Display	A	B	C	D	Volts	Fastener	Wt.(lb.)	Std. Pack
n/a	424010-1	4-13/16"	4-1/2"	3-7/8"	3-5/8"	12	#6 RH	.47	1 ea
0P9A0104	n/a	Replacement Decal Sheet (20 peel and stick labels)						.01	1 ea
420446	420446-1	Replacement Rocker Switch						.02	10 ea
420504	420504-1	Replacement Fuse Holder						.01	10 ea

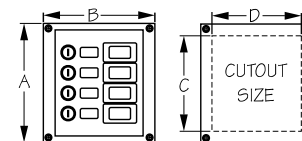
The Vertical 4-Gang Rocker Switch Panel features four 15A 12VDC illuminated SPST On/Off rocker switches and four fuse holders for use with standard AGC 1/4" x 1-1/4" glass style fuses. Individual circuit 10A max. 37A total. These fire resistant panels are suitable for use in engine room compartments. Includes a sheet of 20 preprinted decals to customize to your specific application. Constructed of injection molded nylon. Installs with four #6 RH fasteners (not included). CE compliant. 12VDC.

⚠ WARNING: Cancer and Reproductive Harm - www.P65Warnings.ca.gov



SPLASH GUARD VERTICAL 4-GANG ROCKER SWITCH PANEL

Fire Resistant Injection Molded Nylon/4 Illuminating Switches



Bulk	Display	A	B	C	D	Volts	Fastener	Wt.(lb.)	Std. Pack
n/a	424016-1	4-13/16"	4-1/2"	3-7/8"	3-5/8"	12	#6 RH	.47	1 ea
420446	420446-1	Replacement Rocker Switch						.02	10 ea
420504	420504-1	Replacement Fuse Holder						.01	10 ea
OP9A0104	n/a	Replacement Decal Sheet (20 peel-and-stick labels)						.01	1 ea

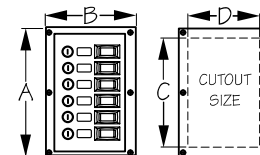
The Splash Guard Vertical 4-Gang Rocker Switch Panel features four 15A 12VDC illuminated SPST On/Off rocker switches and four fuse holders for use with standard AGC 1/4" x 1-1/4" glass style fuses. Individual circuit 10A max. 37A total. The addition of splash guard switch covers make this panel ideal for use where the front might be subject to light spray or water (NOT designed for total immersion). These fire resistant panels are suitable for use in engine room compartments. Includes a mounting gasket and a sheet of 20 preprinted decals to customize to your specific application. Constructed of injection molded nylon. Installs with four #6 RH fasteners (not included). CE compliant. 12VDC.

⚠ WARNING: Cancer and Reproductive Harm - www.P65Warnings.ca.gov



VERTICAL 6-GANG ROCKER SWITCH PANEL

Fire Resistant Injection Molded Nylon/6 Illuminating Switches



Bulk	Display	A	B	C	D	Volts	Fastener	Wt.(lb.)	Std. Pack
n/a	424110-1	6-1/2"	4-1/2"	5-1/2"	3-5/8"	12	#6 RH	.92	1 ea
420446	420446-1	Replacement Rocker Switch						.02	10 ea
420504	420504-1	Replacement Fuse Holder						.01	10 ea
OP9A0104	n/a	Replacement Decal Sheet (20 peel-and-stick labels)						.01	1 ea

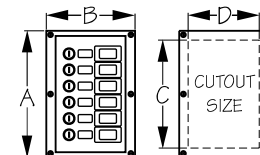
The Vertical 6-Gang Rocker Switch Panel features six 15A 12VDC illuminated SPST On/Off rocker switches and six fuse holders for use with standard AGC 1/4" x 1-1/4" glass style fuses. Individual circuit 10A max. 37A total. These fire resistant panels are suitable for use in engine room compartments. Includes a sheet of 20 preprinted decals to customize to your specific application. Constructed of injection molded nylon. Installs with six #6 RH fasteners (not included). CE compliant. 12VDC.

⚠ WARNING: Cancer and Reproductive Harm - www.P65Warnings.ca.gov



SPLASH GUARD VERTICAL 6-GANG ROCKER SWITCH PANEL

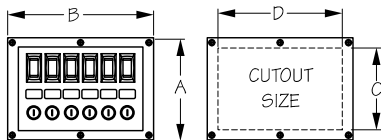
Fire Resistant Injection Molded Nylon/6 Illuminating Switches



Bulk	Display	A	B	C	D	Volts	Fastener	Wt.(lb.)	Std. Pack
n/a	424116-1	6-1/2"	4-1/2"	5-1/2"	3-5/8"	12	#6 RH	.92	1 ea
420446	420446-1	Replacement Rocker Switch						.02	10 ea
420504	420504-1	Replacement Fuse Holder						.01	10 ea
OP9A0104	n/a	Replacement Decal Sheet (20 peel-and-stick labels)						.01	1 ea

The Splash Guard Vertical 4-Gang Rocker Switch Panel features six 15A 12VDC illuminated SPST On/Off rocker switches and six fuse holders for use with standard AGC 1/4" x 1-1/4" glass style fuses. Individual circuit 10A max. 37A total. The addition of splash guard switch covers make this panel ideal for use where the front might be subject to light spray or water (NOT designed for total immersion). These fire resistant panels are suitable for use in engine room compartments. Includes a mounting gasket and a sheet of 20 preprinted decals to customize to your specific application. Constructed of injection molded nylon. Installs with six #6 RH fasteners (not included). CE compliant. 12VDC.

⚠ WARNING: Cancer and Reproductive Harm - www.P65Warnings.ca.gov



HORIZONTAL 6-GANG ROCKER SWITCH PANEL

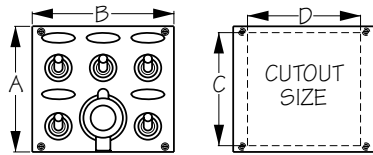
Fire Resistant Injection Molded Nylon/6 Illuminating Switches



Bulk	Display	A	B	C	D	Volts	Fastener	Wt.(lb.)	Std. Pack
n/a	424210-1	4-1/2"	6-7/16"	3-5/8"	5-1/2"	12	#6 RH	.65	1 ea
420446	420446-1	Replacement Rocker Switch						.02	10 ea
420504	420504-1	Replacement Fuse Holder						.01	10 ea
0P9A0104	n/a	Replacement Decal Sheet (20 peel-and-stick labels)						.01	1 ea

The Horizontal 6-Gang Rocker Switch Panel features six 15A 12VDC illuminated SPST On/Off rocker switches and six fuse holders for use with standard AGC 1/4" x 1-1/4" glass style fuses. Individual circuit 10A max. 37A total. These fire resistant panels are suitable for use in engine room compartments. Includes a sheet of 20 preprinted decals to customize to your specific application. Constructed of injection molded nylon. Installs with six #6 RH fasteners (not included). CE compliant. 12VDC.

⚠ WARNING: Cancer and Reproductive Harm - www.P65Warnings.ca.gov



WATER RESISTANT TOGGLE SWITCH PANEL WITH POWER SOCKET

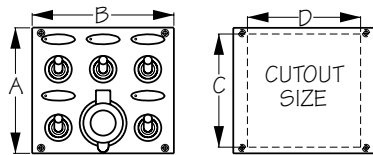
Injection Molded ABS



Bulk	Display	A	B	C	D	Volts	# of Switches	Wt.(lb.)	Std. Pack
n/a	424605-1	3-3/4"	4-1/4"	3-3/8"	3-3/8"	12	5	.69	1 ea

The Water Resistant Toggle Switch Panel features five 15A 12VDC toggle switches, a 12VDC power socket, inline fuse holders, and a decal sheet. Constructed of injection molded ABS. Installs with four #6 RH fasteners (not included).

⚠ WARNING: Cancer and Reproductive Harm - www.P65Warnings.ca.gov



WATER RESISTANT TOGGLE SWITCH PANEL WITH USB POWER SOCKET

Injection Molded ABS/Polycarbonate

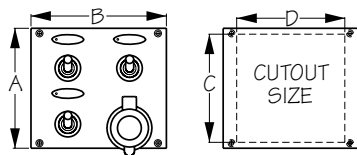
IP 66



Bulk	Display	A	B	C	D	Volts	# of Switches	Wt.(lb.)	Std. Pack
n/a	424617-1	4"	4-5/16"	3-3/8"	3-3/8"	12	5	.69	1 ea

The Water Resistant Toggle Switch Panel features five 15A 12VDC toggle switches with blue LED indicator lights, blue LED lit dual USB power socket, ATC fuse holders, and a decal sheet. USB power socket output is 4.8A, 2.4A per side. Constructed of injection molded ABS and polycarbonate. Installs with four #6 RH fasteners (not included). Rated IP66.

⚠ WARNING: Cancer and Reproductive Harm - www.P65Warnings.ca.gov



WATER RESISTANT TOGGLE SWITCH PANEL WITH LED POWER SOCKET

Injection Molded ABS/Polycarbonate

IP 66



Bulk	Display	A	B	C	D	Volts	# of Switches	Wt.(lb.)	Std. Pack
n/a	424623-1	4"	4-5/16"	3-3/8"	3-3/8"	12	3	.50	1 ea

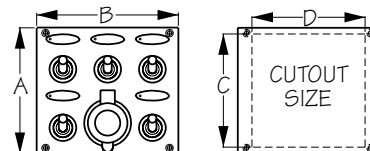
The Water Resistant Toggle Switch Panel features three 15A 12VDC toggle switches with blue LED indicator lights, a blue LED lit power socket, ATC fuse holders, and a decal sheet. Constructed of injection molded ABS and polycarbonate. Installs with four #6 RH fasteners (not included). Rated IP66.

⚠ WARNING: Cancer and Reproductive Harm - www.P65Warnings.ca.gov



WATER RESISTANT TOGGLE SWITCH PANEL WITH LED POWER SOCKET

Injection Molded ABS/Polycarbonate



Bulk	Display	A	B	C	D	Volts	# of Switches	Wt.(lb.)	Std. Pack
n/a	424627-1	4"	4-5/16"	3-3/8"	3-3/8"	12	5	.69	1 ea

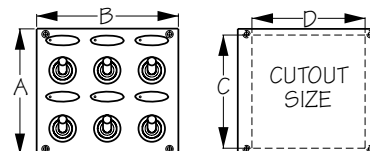
The Water Resistant Toggle Switch Panel features five 15A 12VDC toggle switches with blue LED indicator lights, a blue LED lit power socket, ATC fuse holders, and a decal sheet. Constructed of injection molded ABS and polycarbonate. Installs with four #6 RH fasteners (not included). Rated IP66.

⚠WARNING: Cancer and Reproductive Harm - www.P65Warnings.ca.gov



WATER RESISTANT TOGGLE SWITCH PANEL

Injection Molded ABS/ Polycarbonate



Bulk	Display	A	B	C	D	Volts	# of Switches	Wt.(lb.)	Std. Pack
n/a	424636-1	4"	4-5/16"	3-3/8"	3-3/8"	12	6	.70	1 ea

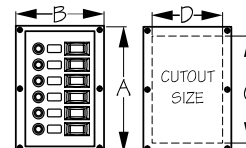
The Water Resistant Toggle Switch Panel features six 15A 12VDC toggle switches with blue LED indicator lights, ATC fuse holders, and a decal sheet. Constructed of injection molded ABS and polycarbonate. Installs with four #6 RH fasteners (not included). Rated IP66.

⚠WARNING: Cancer and Reproductive Harm - www.P65Warnings.ca.gov



VERTICAL 6-GANG BREAKER ROCKER SWITCH PANEL

Fire Resistant Injection Molded Nylon/6 Illuminating Switches



Bulk	Display	A	B	C	D	Volts	Fastener	Wt.(lb.)	Std. Pack
n/a	424800-1	6-1/2"	4-1/2"	5-1/2"	3-5/8"	12	#6 RH	.92	1 ea
420446	420446-1	Replacement Rocker Switch						.02	10 ea
0P9A0104	n/a	Replacement Decal Sheet (20 peel-and-stick labels)						.01	1 ea

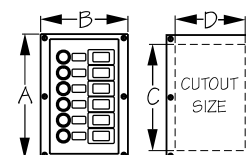
The Vertical 6-Gang Breaker Rocker Switch Panel features six 15A 12VDC illuminated SPST On/Off rocker switches and six thermal AC/DC circuit breakers (two 3A, two 6A, one 8A, and one 10A). Additional sizes available (420805-420810). Individual circuit 10A max. 37A total. These fire resistant panels are suitable for use in engine room compartments. Includes a sheet of 20 preprinted decals to customize to your specific application. Constructed of injection molded nylon. Installs with six #6 RH fasteners (not included). CE compliant. 12VDC.

⚠WARNING: Cancer and Reproductive Harm - www.P65Warnings.ca.gov



SPLASH GUARD VERTICAL 6-GANG BREAKER ROCKER SWITCH PANEL

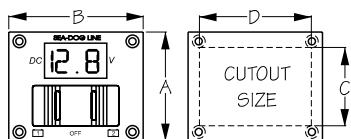
Fire Resistant Injection Molded Nylon/6 Illuminating Switches



Bulk	Display	A	B	C	D	Volts	Fastener	Wt.(lb.)	Std. Pack
n/a	424806-1	6-1/2"	4-1/2"	5-1/2"	3-5/8"	12	#6 RH	.71	1 ea
420446	420446-1	Replacement Rocker Switch						.02	10 ea
420504	420504-1	Replacement Fuse Holder						.01	10 ea
420839	420839-1	Thermal Breaker Boot						.01	10 pr
0P9A0104	n/a	Replacement Decal Sheet (20 peel-and-stick labels)						.01	1 ea

The Splash Guard Vertical 6-Gang Breaker Rocker Switch Panel features six 15A 12VDC illuminating SPST On/Off rocker switches and six thermal AC/DC circuit breakers (two 3A, two 6A, one 8A, and one 10A). Additional sizes available (420805-420810). Individual circuit 10A max. 37A total. The addition of splash guard switch covers make this panel ideal for use where the front might be subject to light spray or water (NOT designed for total immersion). These fire resistant panels are suitable for use in engine room compartments. Includes a mounting gasket and a sheet of 20 preprinted decals to customize to your specific application. Constructed of injection molded nylon. Installs with six #6 RH fasteners (not included). 12VDC.

⚠WARNING: Cancer and Reproductive Harm - www.P65Warnings.ca.gov



WAVE LED BATTERY TEST ROCKER SWITCH PANEL

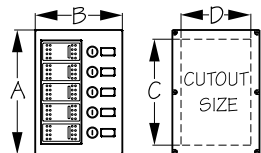
Injection Molded Nylon



Bulk	Display	A	B	C	D	Volts	Wt.(lb.)	Std. Pack
n/a	425020-1	2-7/16"	2-15/16"	2"	2-1/2"	14	.20	1 ea

The Wave LED Battery Test Rocker Switch Panel features an illuminating rocker SPDT switch and bright LED display to monitor voltage of two batteries. Constructed of injection molded nylon. Installs with four #6 RH fasteners (not included). 14VDC.

⚠WARNING: Cancer and Reproductive Harm - www.P65Warnings.ca.gov



WAVE ROCKER SWITCH FUSE PANEL

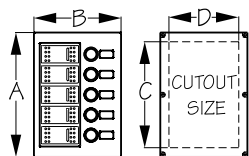
Injection Molded Nylon



Bulk	Display	A	B	C	D	Volts	#. of Switches	Wt.(lb.)	Std. Pack
n/a	425110-1	6-1/2"	4-1/2"	5-1/2"	3-1/2"	12	5	.75	1 ea
420211K	n/a	Replacement Rocker Switch (SPST)						.06	10 ea
420218K	n/a	Replacement Rocker Switch (DPDT)						.06	10 ea
0P9A0104	n/a	Replacement Decal Sheet (20 peel-and-stick labels)						.01	1 ea

The Wave Rocker Switch Fuse Panel features five ignition protected, illuminating SPST On/Off rocker switches and five fuse holders for use with standard AGC 1/4" x 1-1/4" standard glass fuses (two 3A, two 5A, one 8A, and one 10A). Individual circuit 10A max. 30A total. Includes a sheet of 20 preprinted decals to customize to your specific application. Label decals are back lit with green LEDs. Constructed of injection molded nylon. Installs with six fasteners (not included). 12VDC.

⚠WARNING: Cancer and Reproductive Harm - www.P65Warnings.ca.gov



WAVE ROCKER SWITCH BREAKER PANEL

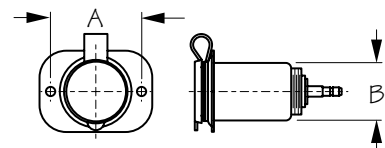
Injection Molded Nylon



Bulk	Display	A	B	C	D	Volts	#. of Switches	Wt.(lb.)	Std. Pack
n/a	425800-1	6-1/2"	4-1/2"	5-1/2"	3-1/2"	12	5	.95	1 ea
420211K	n/a	Replacement Rocker Switch (SPST)						.06	10 ea
420218K	n/a	Replacement Rocker Switch (DPDT)						.06	10 ea
0P9A0104	n/a	Replacement Decal Sheet (20 peel-and-stick labels)						.01	1 ea

The Wave Rocker Switch Breaker Panel features five ignition protected, illuminating SPST On/Off rocker switches and five thermal resettable breakers (two 3A, one 5A, one 8A, and one 10A). Individual circuit 10A max. 30A total. Includes a sheet of 20 preprinted decals to customize to your specific application. Label decals are back lit with green LEDs. Constructed of injection molded nylon. Installs with six fasteners (not included). 12VDC.

⚠WARNING: Cancer and Reproductive Harm - www.P65Warnings.ca.gov



POWER SOCKET WITH PLATE

Stamped 304 Stainless Steel Mounting Plate



Bulk	Display	Socket Material	A	B	Fastener	Wt.(lb.)	Std. Pack
426013	426013-1	Chrome Steel Socket & Molded Cap	1-11/16"	1-1/8"	#8 RH	.12	10 ea
426053	426053-1	Stainless Steel Socket & Molded Cap	1-11/16"	1-1/8"	#8 RH	.12	10 ea

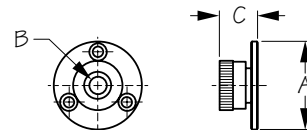
Power Socket with Plate is ideal for installing additional power outlets. Constructed of stainless steel or chrome steel sockets with a stamped 304 stainless steel mounting plate. Installs with two #8 RH fasteners (not included). Chrome plated steel version recommended for fresh water use. Maximum: 12VDC, 16A.

⚠WARNING: Cancer and Reproductive Harm - www.P65Warnings.ca.gov



CHROME PLATED CABLE OUTLET

Cast Brass/Chrome Plated



Bulk	Display	A	B	C	Cable Type	Fastener	Wt.(lb.)	Std. Pack
426040	426040-1	1-1/4"	1/4"	5/8"	RG58	#6 FH	.07	10 ea
426042	426042-1	1-1/4"	5/16"	5/8"	RG8X	#6 FH	.07	10 ea
426051	426051-1	1-1/2"	3/8"	11/16"	RG8U	#6 FH	.12	10 ea

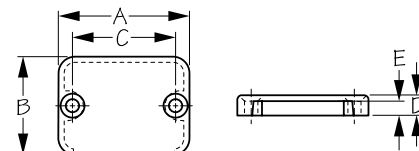
Cable Outlets provide a watertight seal for cable installations. Sized to fit coaxial cables RG58, RG8X, or RG8U. Constructed of chrome plated cast brass. 426051 has Hex nut instead of knurled nut. Installs with three #6 FH fasteners (not included).

⚠ WARNING: Cancer and Reproductive Harm - www.P65Warnings.ca.gov



WIRE COVER

Injection Molded ABS



Bulk	Display	A	B	C	D	E	Fastener	Wt.(lb.)	Std. Pack
426090	426090-1	2"	1-1/2"	1-9/16"	5/16"	3/16"	#10 FH	.01 / .02	10 ea / 10 pr

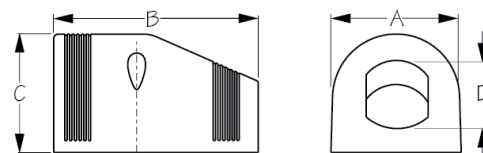
Wire Cover provides protection and decorative cover for wire run holes. Designed to cover holes up to 1-1/4" diameter. Accepts wire up to 3/16" in diameter. Constructed of impact resistant injection molded ABS. Installs with two #10 FH fasteners (not included).

⚠ WARNING: Cancer and Reproductive Harm - www.P65Warnings.ca.gov



POWER SOCKET SHELL

Injection Molded ABS



Bulk	Display	A	B	C	D	Wt.(lb.)	Std. Pack
426100	426100-1	2-3/16"	3-7/16"	1-15/16"	1-1/8"	.05	10 ea / 5 ea

The Power Socket Shell is used for under dash mounting when drilling a hole in the dash is neither practical or possible. Fits all Sea-Dog® round power sockets, gauges, and meters. Constructed of UV stabilized injection molded ABS. Installs with two fasteners (not included).

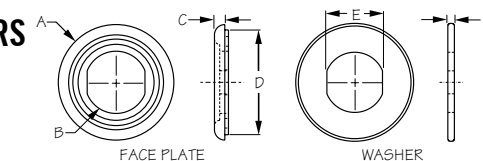


⚠ WARNING: Cancer and Reproductive Harm - www.P65Warnings.ca.gov



INSTRUMENT HOLE ADAPTER FOR SOCKETS & METERS

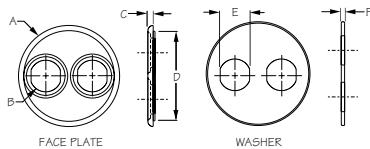
Injection Molded Nylon



Bulk	Display	A	B	C	D	E	F	Wt.(lb.)	Std. Pack
n/a	426101-1	2-3/16"	1-3/16"	3/16"	2"	1-1/16"	1/8"	.04	5 ea

This Instrument Hole Adapter is designed to install standard 1-1/8" gauges and meters into 2" instrument dash panel holes. The socket adapter installs by placing the face plate in front of the dashboard then inserting the socket/meter in the hole with the washer behind. Designed with D-flats to prevent gauges from spinning, the assembly is held in place by the socket/meter nut for a clean finished look. Constructed of UV resistant injection molded nylon.






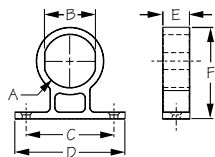
INSTRUMENT HOLE ADAPTER 4" FOR SOCKETS & METERS

Injection Molded Nylon

Bulk	Display	A	B	C	D	E	F	Color	Wt.(lb.)	Std. Pack
426103	426103-1	3-3/4"	1-3/16"	3/16"	3-3/8"	1-1/16"	1/8"	Black	.06	5 ea
426104	426104-1	3-3/4"	1-3/16"	3/16"	3-3/8"	1-1/16"	1/8"	White	.06	5 ea



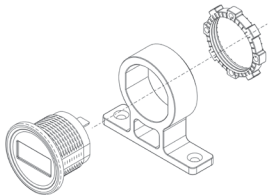
This Instrument Hole Adapter allows you to replace an unused 4" gauge with two new 1-1/8" style gauges. Installs by placing the face plate in front of the dashboard then inserting the socket/meter in the hole with the washer behind. Designed with D-flats to prevent gauges from spinning, the assembly is held in place by the socket/meter nut for a clean finished look. Constructed of UV resistant injection molded nylon.



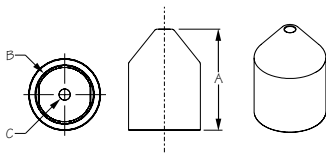
ROUND POWER SOCKET/METER MOUNTING BRACKET

Injection Molded Nylon

Bulk	Display	A	B	C	D	E	F	Fastener	Wt.(lb.)	Std. Pack
426105	426105-1	1-1/8"	1-1/16"	1-15/16"	2-3/8"	9/16"	1-15/16"	#8 FH	.02	10 ea / 5 ea



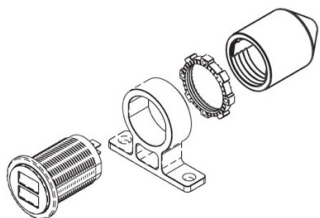
This Round Power Socket/Meter Mounting Bracket is designed for the external mounting of round power sockets and gauges 1-1/8" in diameter. Fits all Sea-Dog® round power sockets, gauges, and meters. Constructed of injection molded nylon. Installs with two #8 FH fasteners (not included).



POWER SOCKET REAR BOOT

PVC

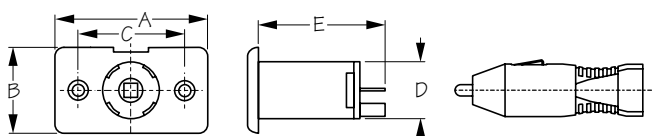
Bulk	Display	A	B	C	Wt.(lb.)	Std. Pack
426106	426106-1	1-7/8"	1-1/8"	1/4"	.03	10 ea / 5 ea



Power Socket Rear Boot protects wire connections and provides a finished appearance. Fits all Sea-Dog® round power sockets, gauges, and meters. Constructed of PVC.



⚠ **WARNING:** Cancer and Reproductive Harm - www.P65Warnings.ca.gov



POWER SOCKET WITH PLUG

Stamped Brass/Injection Molded Nylon & ABS

Bulk	Display	Description	A	B	C	D	E	Wt.(lb.)	Std. Pack
n/a	426112-1	Socket, Cap & Plug	2-1/4"	1-1/4"	1-1/2"	1-1/16"	1-7/8"	.08	10 ea
426113	426113-1	Socket & Cap	2-1/4"	1-1/4"	1-1/2"	1-1/16"	1-7/8"	.04	10 ea
426114	426114-1	Plug Only	n/a	n/a	n/a	n/a	n/a	.04	10 ea
n/a	426119-1	Cap Only	n/a	n/a	n/a	n/a	n/a	.01	10 ea

Power Socket with Plug easily adds 12VDC power almost anywhere. Constructed of injection molded nylon and ABS socket with stamped brass plug contacts. Installs with two #8 FH fasteners (not included). Maximum: 12VDC, 16A. Cap and plug may be included or sold separately.

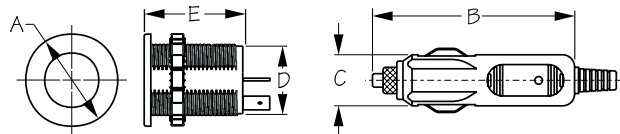
⚠ **WARNING:** Cancer and Reproductive Harm - www.P65Warnings.ca.gov





DELUXE POWER SOCKET WITH PLUG

Stamped Brass/Injection Molded Nylon & ABS



Bulk	Display	Description	A	B	C	D	E	Wt.(lb.)	Std. Pack
426115	426115-1	Socket & Cap	1-7/16"	n/a	n/a	1-1/16"	1-9/16"	.04	10 ea
n/a	426116-1	Socket, Cap & Plug	1-7/16"	3-3/16"	13/16"	1-7/8"	1-9/16"	.08	10 ea
426118	426118-1	Plug Only	n/a	3-3/16"	13/16"	n/a	n/a	.04	10 ea
426117	426117-1	Cap Only	n/a	n/a	n/a	n/a	n/a	.01	10 ea

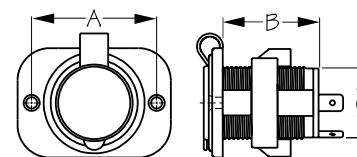
Deluxe flush mount Power Socket with Plug adds power virtually anywhere. Installation is as easy as drilling a 1-1/8" hole, inserting the socket body, tightening the locking nut, and connecting the wires. Plug features a 3 amp fuse and an LED light to indicate when powered. Constructed of injection molded nylon and ABS socket with stamped brass plug contacts. Maximum: 12VDC, 16A. Cap and plug may be included or sold separately.

⚠ **WARNING:** Cancer and Reproductive Harm - www.P65Warnings.ca.gov



DELUXE POWER SOCKET

Stamped Brass/Injection Molded Nylon & ABS



Bulk	Display	Description	A	B	C	Wt.(lb.)	Std. Pack
n/a	426120-1	Receptacle, Speed Nut, Cap & Hardware	1-15/16"	1-1/2"	1-1/16"	.07	10 ea
426125	n/a	Receptacle, Speed Nut & Cap Only	1-15/16"	1-1/2"	1-1/16"	.05	10 ea

Deluxe Power Socket adds power easily almost anywhere. Installation is as easy as drilling a 1-1/8" hole, inserting the socket body, tightening the locking nut, and connecting the wires. Constructed of injection molded nylon and ABS with stamped brass contacts. Display packed version includes all necessary mounting hardware and wire connectors. Maximum: 12VDC, 16A.

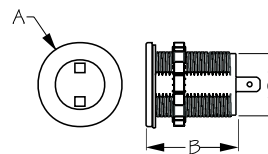


⚠ **WARNING:** Cancer and Reproductive Harm - www.P65Warnings.ca.gov



LED POWER SOCKET

Stamped Brass/Injection Molded Nylon & ABS



Bulk	Display	A	B	C	Volts	LEDs	LED Color	Wt.(lb.)	Std. Pack
426127	426127-1	1-7/16"	1-9/16"	1-1/16"	12-24	2	Blue	.08	5 ea

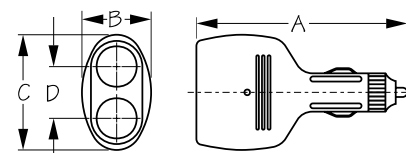
LED Power Socket adds power easily almost anywhere. 2 blue LEDs light up the interior. Constructed of injection molded nylon and ABS with stamped brass contacts. Installation is as easy as drilling a 1-1/8" hole, inserting the socket body, tightening the locking nut, and connecting the wires. Also fits Sea-Dog® Power Socket Shell (426100). Input 12-24VDC. 16A. IP65 rating.

⚠ **WARNING:** Cancer and Reproductive Harm - www.P65Warnings.ca.gov



DUAL POWER SOCKET

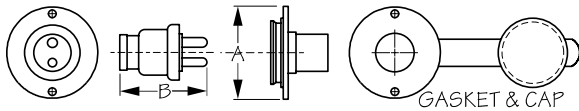
Stamped Brass/Plastic



Bulk	Display	A	B	C	D	Wt.(lb.)	Std. Pack
n/a	426130-1	4-3/8"	1-7/16"	2-3/8"	1-1/16"	.14	10 ea

The Dual Power Socket allows two separate 12VDC devices to be operated at the same time using a power socket or cigarette lighter. Features an internal 10A fuse and LED indicator light. Constructed of stamped brass and plastic. 12VDC @ 5A each.

⚠ **WARNING:** Cancer and Reproductive Harm - www.P65Warnings.ca.gov

**POLARIZED ELECTRICAL OUTLET**

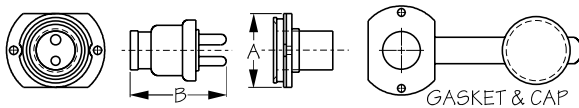
Cast Brass/Chrome Plated/Polyethylene



Bulk	Display	Description	A	B	Amps	Fastener	Wt.(lb.)	Std. Pack
426142	426142-1	Complete	1-7/16"	1-3/8"	3	#6 RH	.13	10 ea
426143	426143-1	Deck Outlet & Cap Only	1-7/16"	n/a	3	#6 RH	.09	10 ea
426144	426144-1	Plug Only	n/a	1-3/8"	3		.03	10 ea
n/a	426149-1	Replacement Cap					.01	10 ea

The Polarized Electrical Outlet is designed for use as a 2-conductor deck cable outlet. Pins are sized differently, ensuring only one way to connect the plug, avoiding reverse polarity issues. Includes a rubber gasket and water resistant cap. Constructed of chrome plated cast brass. Installs with two #6 RH fasteners (not included). 3A. 12/24VDC. 14 Ga. wire Max. Wire attaches with brass set screws.

⚠ **WARNING:** Cancer and Reproductive Harm - www.P65Warnings.ca.gov

**POLARIZED ELECTRICAL OUTLET - SQUARE**

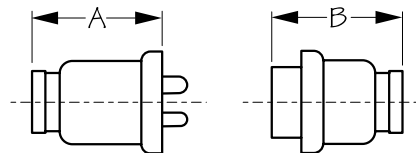
Cast Brass/Chrome Plated/Polyethylene



Bulk	Display	Description	A	B	Amps	Fastener	Wt.(lb.)	Std. Pack
426145	n/a	Complete	1-7/64"	1-3/8"	3	#6 RH	.12	10 ea
426148	n/a	Replacement Cap					.01	10 ea
426144	426144-1	Plug Only					.03	10 ea

The Square Polarized Electrical Outlet is designed for use as a 2-conductor deck cable outlet. Pins are sized differently, ensuring only one way to connect the plug, avoiding reverse polarity issues. Includes a rubber gasket and waterproof cap. Designed to mount in 1-1/4" square tubing common on pontoon boats. Constructed of chrome plated cast brass. Installs with two #6 RH fasteners (not included). 3A. 12/24VDC. 14 Ga. wire Max. Wire attaches with brass set screws.

⚠ **WARNING:** Cancer and Reproductive Harm - www.P65Warnings.ca.gov

**POLARIZED MOLDED ELECTRICAL CONNECTOR**

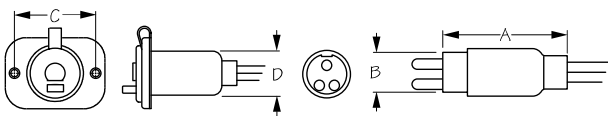
Machined Brass/Molded Bakelite & Neoprene



Bulk	Display	Pin	A	B	Amps	Wt.(lb.)	Std. Pack
426162	426162-1	2	1-1/4"	1-3/16"	3	.06	10 ea
426163	426163-1	3	1-1/4"	1-3/16"	4	.07	10 ea
426164	426164-1	4	1-1/4"	1-3/16"	5	.07	10 ea

The Polarized Molded Electrical Connector is constructed of a molded Bakelite and neoprene body with machined brass polarized pins. Pins are sized differently, ensuring only one way to connect the plug, avoiding reverse polarity issues. 3-5A. 12/24VDC. 14 Ga. wire Max. Wire attaches with brass set screws.

⚠ **WARNING:** Cancer and Reproductive Harm - www.P65Warnings.ca.gov

**TROLLING MOTOR RECEPTACLE & PLUG**

Injection Molded PVC



Bulk	Display	Description	Volts	Pin	A	B	C	D	Wt.(lb.)	Std. Pack
426183	426183-1	Receptacle Only	12/24	3	n/a	n/a	1-13/16"	1-1/16"	.13	5 ea
426184	426184-1	Plug Only	12/24	3	2-1/4"	5/8"	n/a	n/a	.09	5 ea

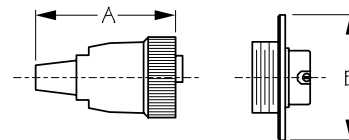
The Trolling Motor Receptacle & Plug features two 10-gauge wire leads. Receptacle fits 1-1/8" hole. Plug and receptacle sold separately. Constructed of injection molded PVC. 30A. 12/24VDC.

⚠ **WARNING:** Cancer and Reproductive Harm - www.P65Warnings.ca.gov



POLARIZED ELECTRICAL OUTLET

Machined Brass/Injection Molded Thermo Plastic



Bulk	Display	A	B	Amps	Pin	Fastener	Wt.(lb.)	Std. Pack
426234	426234-1	2-1/16"	1-7/8"	5	4	#6 FH	.15	10 ea

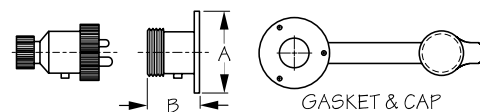
The Polarized Electrical Outlet is designed for use as a 4-conductor deck cable outlet. Pins are sized differently, ensuring only one way to connect the plug, avoiding reverse polarity issues. Constructed of an injection molded thermo plastic body and cap, with machined brass polarized pins. Installs with two #6 FH fasteners (not included). 5A. 12/24VDC. 14 Ga. wire Max. Wire attaches with brass set screws.

⚠WARNING: Cancer and Reproductive Harm - www.P65Warnings.ca.gov



POLARIZED ELECTRICAL OUTLET

Cast Brass/Chrome Plated



Bulk	Display	A	B	Amps	Pin	Fastener	Wt.(lb.)	Std. Pack
426262	426262-1	1-7/16"	15/16"	3	2	#6 RH	.21	10 ea
426263	426263-1	1-7/16"	15/16"	4	3	#6 RH	.22	10 ea
426264	426264-1	1-7/16"	15/16"	5	4	#6 RH	.25	10 ea

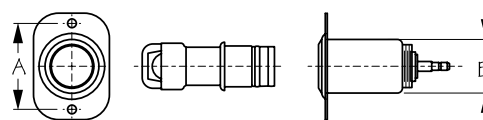
The Polarized Electrical Outlet is designed for use as a 2-conductor deck cable outlet. Pins are sized differently, ensuring only one way to connect the plug, avoiding reverse polarity issues. Includes a rubber gasket and water resistant cap. Constructed of chrome plated brass. Installs with three #6 RH fasteners (not included). 3-5A. 12/24VDC. 14 Ga. wire Max. Wire attaches with brass set screws.

⚠WARNING: Cancer and Reproductive Harm - www.P65Warnings.ca.gov



CIGARETTE LIGHTER/CHART LIGHT

Stamped 304 Stainless Steel



Bulk	Display	Socket Material	A	B	Fastener	Wt.(lb.)	Std. Pack
426352	426352-1	Stainless Steel Socket & Lighter (Complete)	1-11/16"	1-1/8"	#8 RH	.25	10 ea

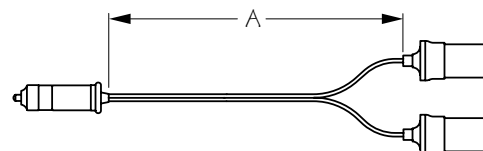
The Cigarette Lighter/Chart Light is dual function, slide the switch forward, push-in the cigarette lighter slightly and the chart light will activate, push it in all the way and the cigarette lighter will start heating up with the light still activated, you can also bypass the chart light by sliding the switch in. The light will only light up when pushed in momentarily. Socket will only accept the Lighter/Chart Light. NOT FOR USE AS A POWER SOCKET. Constructed of 304 stainless steel. Installs with two #8 RH fasteners (not included). 12VDC, 16A.

⚠WARNING: Cancer and Reproductive Harm - www.P65Warnings.ca.gov



DUAL OUTLET POWER SOCKET RECEPTACLE

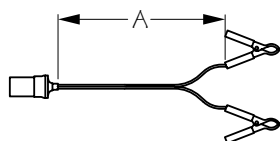
Stamped Brass/Injection Molded Nylon



Bulk	Display	A	Volts	Max. Amps	Wt.(lb.)	Std. Pack
426412	426412-1	9"	12	16	.19	10 ea

The Dual Outlet Power Socket Receptacle allows two separate 12VDC devices to be operated at the same time using a power socket or cigarette lighter. 9" lead wire. Constructed of injection molded nylon and stamped brass. Maximum: 12VDC, 16A.

⚠WARNING: Cancer and Reproductive Harm - www.P65Warnings.ca.gov



POWER SOCKET WITH BATTERY CLIPS

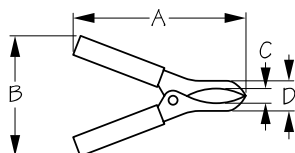
Stamped Brass/Injection Molded Nylon



Bulk	Display	A	Volts	Wt.(lb.)	Std. Pack
426450	426450-1	6'	12	.26	10 ea

Power Socket with Battery Clips allow for the temporary use of 12VDC power accessories on small boats without a built-in power socket. Features 6' lead and color coded clips to avoid polarity misidentification. Constructed of injection molded nylon and stamped brass.

⚠ WARNING: Cancer and Reproductive Harm - www.P65Warnings.ca.gov



BATTERY CLIPS

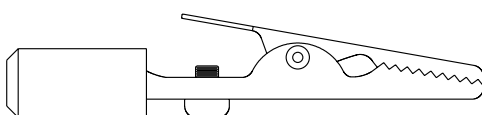
Stamped Copper Plated Steel



Bulk	Display	A	B	C	D	Volts	Amps	Wt.(lb.)	Std. Pack
426460	426460-1	3"	2-1/8"	1/4"	9/16"	12	10	.07	10 pr

Spring loaded Battery Clips are used for creating temporary electrical connections. Color coded to avoid polarity misidentification. Includes one positive and one negative battery clip. Constructed of stamped copper plated steel for better conductivity. 10A. 12VDC.

⚠ WARNING: Cancer and Reproductive Harm - www.P65Warnings.ca.gov



ALLIGATOR CLIPS

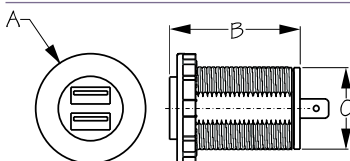
Chrome Plated Steel



Bulk	Display	Color	Max. Amps	Wt.(lb.)	Std. Pack
n/a	426470-1	Red & Black	10	.02	10 pr
426471	n/a	Red	10	.01	10 ea
426472	n/a	Black	10	.01	10 ea

Spring-loaded, serrated jaw Alligator Clips are used for creating temporary electrical connections. Color coded to avoid polarity misidentification. Includes one positive and one negative battery clip. Constructed of chrome plated steel. 10A max.

⚠ WARNING: Cancer and Reproductive Harm - www.P65Warnings.ca.gov



DUAL USB POWER SOCKET W/O LIGHT

Stamped Stainless Steel/Injection Molded Nylon



Bulk	Display	A	B	C	Volts	Total Output	Wt.(lb.)	Std. Pack
426503	n/a	1-7/16"	1-1/2"	1-1/16"	12-24	5V/4.2A	.08	10 ea

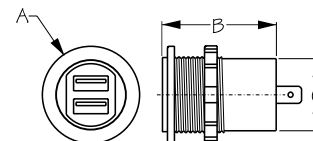
This Dual USB Power Socket has no LED indicator light so it will not drain the battery when not in use. Capable of charging two devices simultaneously. The total output 4.8A load is split 2.4A per side as needed. Enough power to charge phones, pads, and tablets quickly and efficiently. Protective dust cap extends the life of the charger. Constructed of injection molded nylon with terminal spade contacts. Installation is as easy as drilling a 1-1/8" hole, inserting the socket body, tightening the locking nut, and connecting the wires. Also fits Sea-Dog® Power Socket Shell (426100) and Mounting Bracket (426105). Output DC 5V/4.8A. Input 12-24VDC.

⚠ WARNING: Cancer and Reproductive Harm - www.P65Warnings.ca.gov



DUAL USB POWER SOCKET - ALUMINUM

Aluminum/Injection Molded Nylon



Bulk	Display	A	B	C	Volts	Total Output	Finish	Wt.(lb.)	Std. Pack
n/a	426504-1	1-7/16"	1-1/2"	1-1/16"	9-32	5V/4.8A	Red Anodized	.06	5 ea

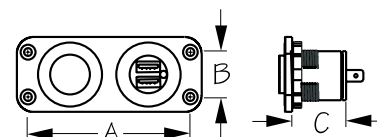
This Dual USB Power Socket (Red) is capable of charging two devices simultaneously. The total output 4.8A load is split 2.4A per side as needed. Enough power to charge phones, pads, and tablets quickly and efficiently. Protective dust cap extends the life of the charger. Constructed of aluminum and injection molded nylon with terminal spade contacts. Installation is as easy as drilling a 1-1/8" hole, inserting the socket body, tightening the locking nut, and connecting the wires. Machined round aluminum with no D flats. Also fits Sea-Dog® Power Socket Shell (426100) and Mounting Bracket (426105). Output DC 5V/4.8A. Input 9-32VDC. IP65 rating.

⚠WARNING: Cancer and Reproductive Harm - www.P65Warnings.ca.gov



DUAL USB & POWER SOCKET PANEL

Injection Molded Nylon



Bulk	Display	A	B	C	Volts	USB Total Output	Wt.(lb.)	Std. Pack
426505	426505-1	3-1/2"	1"	1-5/8"	8-32	5V/4.8A	.16	10 ea

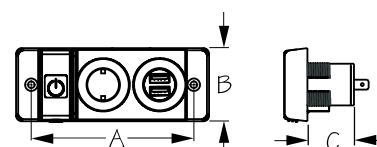
Dual USB & Power Socket Panel charges two devices simultaneously. Accommodates both USB connectors and standard power sockets. USB total output is 4.8A, split 2.4A per side as needed. Enough power to charge phones, pads, and tablets quickly and efficiently. Protective dust cap extends the life of the charger. Constructed of injection molded nylon. Includes mounting screws and electrical connectors. Output DC: 5V/4.8A. Input: 8-32VDC. Maximum: 16A. IP65 rating. RoHS compliant.

⚠WARNING: Cancer and Reproductive Harm - www.P65Warnings.ca.gov



DUAL USB & POWER SOCKET PANEL WITH BREAKER SWITCH

Injection Molded Nylon



Bulk	Display	A	B	C	Volts	USB Total Output	Wt.(lb.)	Std. Pack
n/a	426506-1	4-1/4"	2"	1-1/4"	12	5V/4.8A	.24	1 ea

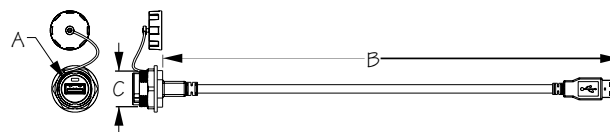
Dual USB & Power Socket Panel with Breaker Switch charges two devices simultaneously. Featuring a 16A illuminating breaker switch. Accommodates both USB connectors and standard power sockets. USB total output is 4.8A, split 2.4A per side as needed. Enough power to charge phones, pads, and tablets quickly and efficiently. Protective dust cap extends the life of the charger. Constructed of injection molded nylon. Includes mounting screws and electrical connectors. Output DC: 5V/4.8A. Input: 12VDC. Maximum: 12VDC, 16A. IP65 rating. RoHS compliant.

⚠WARNING: Cancer and Reproductive Harm - www.P65Warnings.ca.gov



USB MALE TO FEMALE EXTENSION CORD

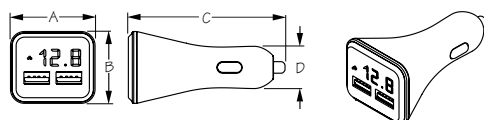
Stamped Stainless Steel/Injection Molded Nylon



Bulk	Display	A	B	C	Volts	Total Output	Wt.(lb.)	Std. Pack
426509	426509-1	7/8"	108"	1"	12-24	5V/4.2A	.15	10 ea / 1 ea

The nine foot 2.4A Male to Female USB Extension Cord extends your USB connection for use charging and accessing printers, keyboards, mice, cameras, and other USB computer peripherals. Perfect for applications where a USB device with a fixed output needs to be connected to the USB port of a computer. Attached cap protects the USB port from water and debris when not in use. Not illuminated. IP67 waterproof rating. RoHS compliant.

⚠WARNING: Cancer and Reproductive Harm - www.P65Warnings.ca.gov

**DUAL USB POWER PLUG WITH VOLT/AMP METER**

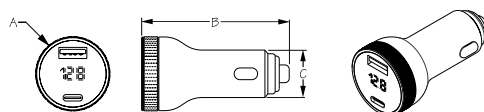
Stamped Stainless Steel/Injection Molded Nylon



Bulk	Display	A	B	C	D	Volts	Total Output	Wt.(lb.)	Std. Pack
426513	426513-1	1-1/2"	1-1/4"	2-13/16"	13/16"	12-24	5V/4.8A	.05	5 ea

Dual USB Power Plug charges two devices simultaneously while the LED screen displays charging status in both amps and voltage. Features a low voltage audible alarm. The total output 4.8A load is split 2.4A per side as needed. Enough power to charge phones, pads, and tablets quickly and efficiently. Can be used on a boat, car, or RV. This portable version fits all Sea-Dog® Power Sockets and any standard 12V receptacle. Constructed of stamped stainless steel and injection molded nylon. Output DC 5V/4.8A. Input 12-24VDC. Blue LED display. RoHS compliant.

⚠ WARNING: Cancer and Reproductive Harm - www.P65Warnings.ca.gov

**USB 3.0 & USB-C POWER PLUG WITH VOLTMETER**

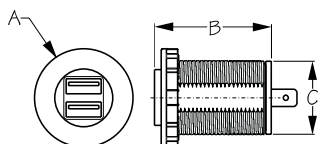
Aluminum/Injection Molded Nylon



Bulk	Display	A	B	C	Volts	Total Output	Wt.(lb.)	Std. Pack
426514	426514-1	1-1/4"	2-1/2"	13/16"	12-24	5V/6A	.07	5 ea

USB 3.0 & USB-C Power Plug with Volt Meter charges two devices simultaneously while the LED screen displays voltage status. Can be used on a boat, car, or RV. The total output 6A load is split 3A per side as needed. USB 3.0 features Quick Charging (QC) for supported devices, giving enough power to charge phones, pads, and tablets quickly and efficiently. USB-C features Power Delivery (PD) for faster and more flexible charging. This portable version fits all Sea-Dog® Power Sockets and any standard 12V receptacle. Constructed of aluminum and injection molded nylon. Output DC: 5V/6A. Input: 12-24VDC. Blue LED display. FCC, CE, RoHS compliant.

⚠ WARNING: Cancer and Reproductive Harm - www.P65Warnings.ca.gov

**DUAL USB POWER SOCKET**

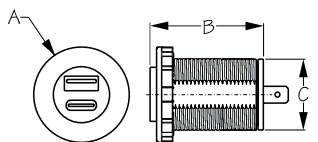
Injection Molded Nylon



Bulk	Display	A	B	C	Volts	Total Output	Wt.(lb.)	Std. Pack
426515	426515-1	1-7/16"	1-1/2"	1-1/16"	8-32	5V/4.8A	.08	10 ea

Dual USB Power Socket charges two devices simultaneously. The total output 4.8A load is split 2.4A per side as needed. Enough power to charge phones, pads, and tablets quickly and efficiently. Protective dust cap extends the life of the charger. Constructed of injection molded nylon. Installation is as easy as drilling a 1-1/8" hole, inserting the socket body, tightening the locking nut, and connecting the wires. Also fits Sea-Dog® Power Socket Shell (426100) and Mounting Bracket (426105). Output DC 5V/4.8A. Input 8-32VDC. Blue LED illumination. IP65 rating. RoHS compliant.

⚠ WARNING: Cancer and Reproductive Harm - www.P65Warnings.ca.gov

**USB & USB-C POWER SOCKET**

Injection Molded Nylon



Bulk	Display	A	B	C	Volts	Total Output	Wt.(lb.)	Std. Pack
426516	426516-1	1-7/16"	1-1/2"	1-1/16"	8-32	5V/4.8A	.08	10 ea

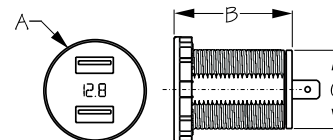
USB & USB-C Power Socket charges two devices simultaneously. The total output 4.8A load is split 2.4A per side as needed. Enough power to charge phones, pads, and tablets quickly and efficiently. Protective dust cap extends the life of the charger. Constructed of injection molded nylon. Installation is as easy as drilling a 1-1/8" hole, inserting the socket body, tightening the locking nut, and connecting the wires. Also fits Sea-Dog® Power Socket Shell (426100) and Mounting Bracket (426105). Output DC 5V/4.8A. Input 8-32VDC. Blue LED illumination. IP65 rating. CE and RoHS compliant.

⚠ WARNING: Cancer and Reproductive Harm - www.P65Warnings.ca.gov



DUAL USB SOCKET VOLTMETER W/ HIDDEN DISPLAY

Injection Molded Nylon



Bulk	Display	A	B	C	Volts	Total Output	Wt.(lb.)	Std. Pack
426517	426517-1	1-7/16"	1-1/2"	1-1/16"	8-32	5V/4.2A	.08	5 ea

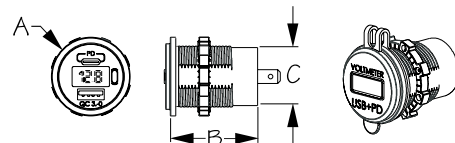
This Dual USB Socket charges two devices simultaneously while also displaying the batteries output. The total output 4.2A load is split 2.1A per side as needed. Enough power to charge phones, pads, and tablets quickly and efficiently. Protective dust cap extends the life of the charger. Constructed of injection molded nylon. Installation is as easy as drilling a 1-1/8" hole, inserting the socket body, tightening the locking nut, and connecting the wires. Also fits Sea-Dog® Power Socket Shell (426100) and Mounting Bracket (426105). Output DC 5V/4.2A. Input 8-32VDC. Red LED display. IP65 rating.

⚠ WARNING: Cancer and Reproductive Harm - www.P65Warnings.ca.gov



USB 3.0 & USB-C POWER SOCKET WITH VOLTMETER

Injection Molded Nylon



Bulk	Display	A	B	C	Volts	Total Output	Wt.(lb.)	Std. Pack
426518	426518-1	1-7/16"	1-1/2"	1-1/16"	8-32	5V/6A	.08	5 ea

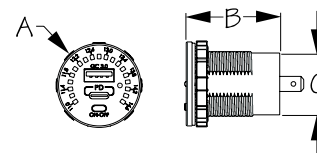
USB 3.0 & USB-C Power Socket with Volt Meter charges two devices simultaneously while the LED screen displays voltage status. The total output 6A load is split 3A per side as needed. USB 3.0 features Quick Charging (QC) for supported devices, giving enough power to charge phones, pads, and tablets quickly and efficiently. USB-C features Power Delivery (PD) for faster and more flexible charging. Protective dust cap extends the life of the charger. LED volt meter reads voltage up to 14.6 volts. Includes On/Off button to conserve battery power when not in use. Constructed of injection molded nylon. Installation is as easy as drilling a 1-1/8" hole, inserting the socket body, tightening the locking nut, and connecting the wires. Also fits Sea-Dog® Power Socket Shell (426100) and Mounting Bracket (426105). Output DC: 5V/6A. Input: 8-32VDC. Blue LED display. IP65 rating. RoHS compliant.

⚠ WARNING: Cancer and Reproductive Harm - www.P65Warnings.ca.gov



RAINBOW VOLTMETER WITH USB 3.0 & USB-C POWER SOCKET

Injection Molded Nylon



Bulk	Display	A	B	C	Volts	Total Output	Wt.(lb.)	Std. Pack
426519	426519-1	1-7/16"	1-1/2"	1-1/16"	8-32	5V/6A	.08	5 ea

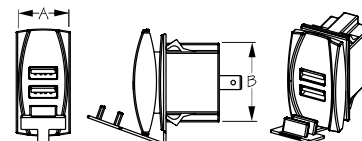
Rainbow Volt Meter with USB 3.0 & USB-C Power Socket charges two devices simultaneously while the rainbow dial displays voltage status. The total output 6A load is split 3A per side as needed. USB 3.0 features Quick Charging (QC) for supported devices, giving enough power to charge phones, pads, and tablets quickly and efficiently. USB-C features Power Delivery (PD) for faster and more flexible charging. Protective dust cap extends the life of the charger. The rainbow display gives the user quick, visual, color-coded voltage information. Red/orange means the voltage is too low. Green means voltage is normal. Rainbow volt meter reads voltage up to 14.6 volts. Includes On/Off button to conserve battery power when not needed. Constructed of injection molded nylon. Installation is as easy as drilling a 1-1/8" hole, inserting the socket body, tightening the locking nut, and connecting the wires. Also fits Sea-Dog® Power Socket Shell (426100) and Mounting Bracket (426105). Output DC: 5V/6A. Input: 8-32VDC. IP65 rating. RoHS compliant.

⚠ WARNING: Cancer and Reproductive Harm - www.P65Warnings.ca.gov



DUAL USB ROCKER SWITCH STYLE POWER SOCKET

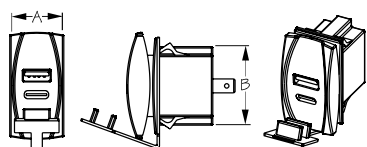
Injection Molded Nylon



Bulk	Display	A	B	Volts	Total Output	Wt.(lb.)	Std. Pack
426520	426520-1	13/16"	1-7/16"	8-32	5V/4.8A	.05	10 ea

Dual USB Rocker Switch Style Power Socket charges two devices simultaneously. Fits into any 13/16" x 1-7/16" rocker switch hole. The total output 4.8A load is split 2.4A per side as needed. Enough power to charge phones, pads, and tablets quickly and efficiently. Protective dust cap extends the life of the charger. Constructed of injection molded nylon. Output DC 5V/4.8A. Input 8-32VDC. Blue LED illumination. IP65 rating. RoHS compliant.

⚠ WARNING: Cancer and Reproductive Harm - www.P65Warnings.ca.gov



USB & USB-C ROCKER SWITCH STYLE POWER SOCKET

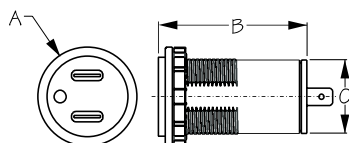
Injection Molded Nylon



Bulk	Display	A	B	Volts	Total Output	Wt.(lb.)	Std. Pack
426521	426521-1	13/16"	1-7/16"	8-32	5V/4.8A	.05	10 ea

This USB & USB-C Rocker Switch Style Power Socket charges two devices simultaneously. Fits into any 13/16" x 1-7/16" rocker switch hole. The total output 4.8A load is split 2.4A per side as needed. Enough power to charge phones, pads, and tablets quickly and efficiently. Protective dust cap extends the life of the charger. Constructed of injection molded nylon. Output DC 5V/4.8A. Input 8-32VDC. Blue LED display. IP65 rating. CE and RoHS compliant.

⚠ WARNING: Cancer and Reproductive Harm - www.P65Warnings.ca.gov



DUAL USB-C POWER SOCKET

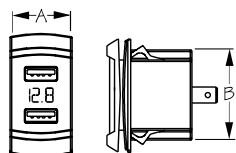
Injection Molded Nylon



Bulk	Display	A	B	C	Volts	Total Output	Wt.(lb.)	Std. Pack
426522	426522-1	1-7/16"	2-1/4"	1-1/16"	8-32	5V/8A	.08	10 ea

Dual USB-C Power Socket charges two devices simultaneously. The total output 8.0A load is split 4.0A per side as needed. Enough power to charge phones, pads, and tablets quickly and efficiently. Protective dust cap extends the life of the charger. Constructed of injection molded nylon. Installation is as easy as drilling a 1-1/8" hole, inserting the socket body, tightening the locking nut, and connecting the wires. Also fits Sea-Dog® Power Socket Shell (426100) and Mounting Bracket (426105). Output DC 5V/8.0A. Input 8-32VDC. Blue LED illumination. IP65 rating. CE and RoHS compliant.

⚠ WARNING: Cancer and Reproductive Harm - www.P65Warnings.ca.gov



DUAL USB ROCKER SWITCH STYLE VOLTMETER W/ HIDDEN DISPLAY

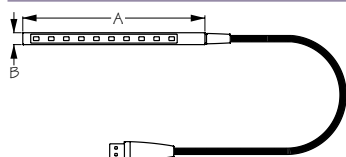
Injection Molded Nylon



Bulk	Display	A	B	Volts	Total Output	Wt.(lb.)	Std. Pack
426527	426527-1	13/16"	1-7/16"	8-32	5V/4.8A	.05	5 ea

This Dual USB Rocker Switch Style Volt Meter charges two devices simultaneously while also displaying the batteries output. Fits into any 13/16" x 1-7/16" rocker switch hole. The total output 4.8A load is split 2.4A per side as needed. Enough power to charge phones, pads, and tablets quickly and efficiently. Protective dust cap extends the life of the charger. Constructed of injection molded nylon. Output DC 5V/4.8A. Input 8-32VDC. Red LED display. IP65 rating.

⚠ WARNING: Cancer and Reproductive Harm - www.P65Warnings.ca.gov



USB MAP LIGHT

Injection Molded Nylon/Powder Coated Steel

Bulk	Display	A	B	LEDs	Wt.(lb.)	Std. Pack
n/a	426560-1	5-3/4"	3/8"	10	.07	1 ea

USB Map Light adds light anywhere a USB port is present. Features 10 bright LEDs and a flexible 7" gooseneck that can rotate 360°, illuminating any dark corner. A three function touch switch provides a full 10 bulb brightness mode as well as a 5 bulb, half bright mode. Light head is detachable for easy storage. Constructed of injection molded nylon and powder coated steel.

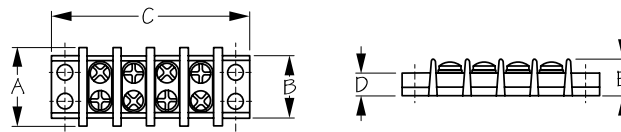
⚠ WARNING: Cancer and Reproductive Harm - www.P65Warnings.ca.gov





TERMINAL BLOCKS

Stamped Brass/Molded Bakelite



Bulk	Display	Terminals	A	B	C	D	E	Fastener	Wt.(lb.)	Std. Pack
426620	426620-1	10	1-1/8"	7/8"	5-1/16"	5/16"	1/2"	#6 RH	.01	10 ea
426624	426624-1	4	1-1/8"	7/8"	2-1/2"	5/16"	1/2"	#6 RH	.06	10 ea
426626	426626-1	6	1-1/8"	7/8"	3-5/16"	5/16"	1/2"	#6 RH	.08	10 ea
426628	426628-1	8	1-1/8"	7/8"	4-3/16"	5/16"	1/2"	#6 RH	.11	10 ea

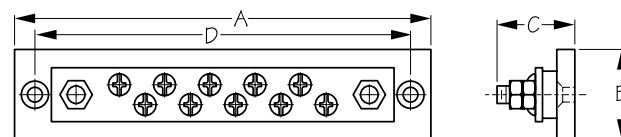
Terminal Blocks are modular, insulated, screw-type electrical connectors that are used to secure and/or terminate two or more wires together. Convenient connection point for two wires without using butt connectors. Designed for use with tinned copper marine wire which shares the same expansion rate to prevent loosening wires and reducing electrolytic corrosion caused by pairing two disparate metals. Constructed of molded Bakelite and stamped brass. Installs with four #6 RH fasteners (not included). 20A.

⚠WARNING: Cancer and Reproductive Harm - www.P65Warnings.ca.gov



BUSS BAR

Stamped Brass/Molded Bakelite



Bulk	Display	Terminals	A	B	C	D	Fastener	Wt.(lb.)	Std. Pack
426671	426671-1	10	5-3/4"	1-1/4"	1-1/16"	5-3/16"	#10 FH	.26	10 ea

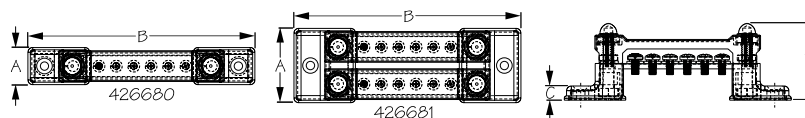
Electrical Buss Bars provide a convenient way to connect electrical wires, prevent shorts, eliminate splicing, tidy up wire harnesses, and conserve panel space. Non-fused, these distribution blocks are used primarily for routing and connecting positive or negative circuits. Designed for use with tinned copper marine wire which shares the same expansion rate to prevent loosening wires and reducing electrolytic corrosion caused by pairing two disparate metals. Constructed of molded Bakelite and stamped brass. Installs with two #10 FH fasteners (not included).

⚠WARNING: Cancer and Reproductive Harm - www.P65Warnings.ca.gov



BUSS BAR WITH COVER

Tin Plated Brass/ABS



Bulk	Display	Terminals	A	B	C	D	Max. Amps	Fastener	Wt.(lb.)	Std. Pack
n/a	426680-1	6	13/16"	4-7/8"	3/16"	1-11/16"	100	#8 FH	.15	1 ea
n/a	426681-1	12	1-9/16"	4-7/8"	3/16"	1-11/16"	100	#8 FH	.29	1 ea

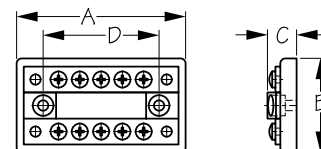
These Buss Bars are designed for use with tinned copper marine wire which shares the same expansion rate. This prevents loosening wires and reduces electrolytic corrosion caused by pairing two disparate metals. Includes protective covers. 426681-1 has two buss strips that allow both negative and positive connections on the same block. Constructed of tin-plated brass and ABS with a polycarbonate cover. Installs with two #8 FH fasteners (not included). Maximum: 48VDC, 100A. #8-32 terminals. CE, RoHS compliant.

⚠WARNING: Cancer and Reproductive Harm - www.P65Warnings.ca.gov



COMBINATION BUSS BAR

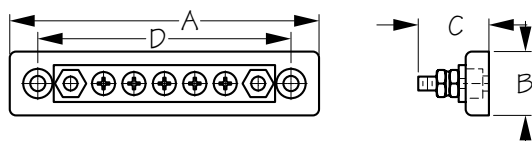
Tin Plated Brass/ABS



Bulk	Display	Terminals	A	B	C	D	Max. Amps	Fastener	Wt.(lb.)	Std. Pack
426685	426685-1	10 x #8-32	3-1/4"	1-13/16"	9/16"	2-1/4"	100	#10 RH	.13	1 ea
426686	426686-1	20 x #8-32	5-5/16"	1-13/16"	9/16"	4-5/16"	100	#10 RH	.24	1 ea

This Combination Buss Bar features separate buss strips that allow both negative and positive connections on the same block. Designed for use with tinned copper marine wire which shares the same expansion rate to prevent loosening wires and reducing electrolytic corrosion caused by pairing two disparate metals. Constructed of tin plated brass and ABS. Installs with two #10 RH fasteners (not included). Maximum: 48VDC, 100A. #8-32 terminals.

⚠WARNING: Cancer and Reproductive Harm - www.P65Warnings.ca.gov

**BUSS BAR SCREW-TERMINAL BLOCK**

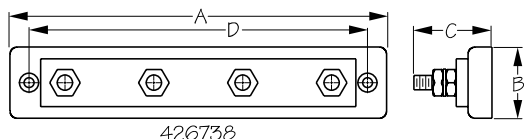
Tin Plated Brass/ABS



Bulk	Display	Terminals	A	B	C	D	Max. Amps	Fastener	Wt.(lb.)	Std. Pack
426710	426710-1	5 x #8-32	4-3/16"	7/8"	1-3/8"	3-7/16"	100	#10 RH	.10	1 ea
426711	426711-1	10 x #8-32	6-1/4"	7/8"	15/16"	5-1/2"	100	#10 RH	.15	1 ea

This Buss Bar Screw-Terminal Block is equipped with two each #10-24 studs for main wire connection. Designed for use with tinned copper marine wire which shares the same expansion rate to prevent loosening wires and reducing electrolytic corrosion caused by pairing two disparate metals. Constructed of tin plated brass and ABS. Installs with two #10 RH fasteners (not included). Maximum: 48VDC, 100 amps. #8-32 terminals.

▲**WARNING:** Cancer and Reproductive Harm - www.P65Warnings.ca.gov



426738

BUSS BAR STUD TERMINAL BLOCK

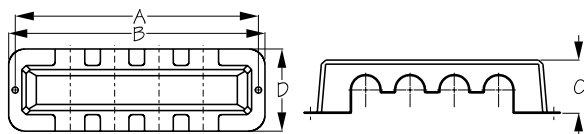
Tin Plated Brass/ABS



Bulk	Display	Terminals	A	B	C	D	Max. Amps	Wt.(lb.)	Std. Pack
426718	426718-1	4 x #10-24	4-3/16"	7/8"	7/8"	3-7/16"	100	.11	1 ea
426728	426728-1	4 x 1/4"-20	6"	1-1/4"	1-3/8"	5-3/16"	150	.33	1 ea
426738	426738-1	4 x 5/16"-18	8"	1-1/2"	1-5/8"	7-1/8"	250	.81	1 ea
426719	n/a	Terminal Cover for 426718						.01	10 ea
426729	n/a	Terminal Cover for 426728						.01	10 ea
426739	n/a	Terminal Cover for 426738						.01	10 ea

These Buss Bar Stud Terminal Blocks are primarily used to route and connect positive or negative circuits. The raised bus provides easy access on a single stud, making it useful for consolidating multiple wires or feeding multiple circuits. Constructed of tin plated brass and ABS. Installs with #10 RH fasteners (not included). Maximum: 48VDC.

▲**WARNING:** Cancer and Reproductive Harm - www.P65Warnings.ca.gov

**BUSS BAR STUD TERMINAL BLOCK COVER**

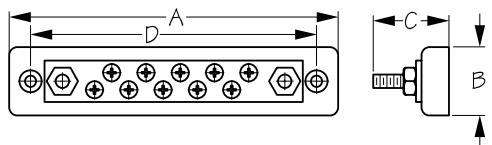
Injection Molded Polystyrene



Bulk	Display	A	B	C	D	Wt.(lb.)	Std. Pack
426719	n/a	5-3/16"	4-3/4"	1-1/16"	1-3/4"	.01	10 ea
426729	n/a	7-7/16"	7-3/4"	1-5/8"	2-1/2"	.01	10 ea
426739	n/a	8-15/16"	9-1/2"	2-3/16"	2-3/4"	.01	10 ea

Block Covers are designed to protect stud terminal blocks from the elements. For use with Buss Bar Stud Terminals (426718-426738). Constructed of injection molded polystyrene.

▲**WARNING:** Cancer and Reproductive Harm - www.P65Warnings.ca.gov

**BUSS BAR SCREW-TERMINAL BLOCK**


Tin Plated Brass/ABS



Bulk	Display	Terminals	A	B	C	D	Amps	Fastener	Wt.(lb.)	Std. Pack
426722	426722-1	10 x #8-32	6"	1-1/4"	1-3/8"	5-3/16"	150	#10 RH	.24	1 ea
426724	426724-1	20 x #8-32	9-1/8"	1-1/4"	1-3/8"	8-7/16"	150	#10 RH	.36	1 ea
426733	426733-1	12 x #10	7-15/16"	1-1/2"	1-5/8"	7-1/8"	250	#10 RH	.69	1 ea

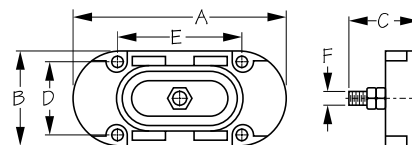
Buss Bar Screw-Terminal Blocks (426722 and 426724) are each equipped with a two 1/4" studs for main wire connection. 426733 is equipped with two 5/16" studs for main wire connection. Constructed of ABS with tin plated brass contacts. Installs with two #10 RH fasteners (not included). Maximum: 48VDC. 426722 has certification by ISO, ABYC, SAE, USCG, and CE low voltage directive standards.

▲**WARNING:** Cancer and Reproductive Harm - www.P65Warnings.ca.gov



TERMINAL POST

Injection Molded Nylon/Stainless Steel



Bulk	Display	A	B	C	D	E	F	Fastener	Wt.(lb.)	Std. Pack
426806	426806-1	3-3/4"	1-11/16"	1-5/8"	1-5/16"	2-3/16"	1/4-20	#10 RH	.09	5 ea
426808	426808-1	3-3/4"	1-11/16"	1-5/8"	1-5/16"	2-3/16"	5/16-18	#10 RH	.10	5 ea
426810	426810-1	3-3/4"	1-11/16"	1-5/8"	1-5/16"	2-3/16"	3/8-16	#10 RH	.11	5 ea
426800	n/a	Terminal Post Cover							.01	5 ea

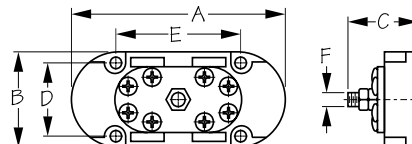
Terminal Posts include a cover to meet ABYC/USCG requirements. Constructed of injection molded nylon with a stainless steel terminal. Installs with four #10 RH fasteners (not included). Maximum: 48VDC, 150A.

⚠WARNING: Cancer and Reproductive Harm - www.P65Warnings.ca.gov



TERMINAL POST WITH BUSS PLATE

Nylon/Nickel Plated Brass/Stainless Steel



Bulk	Display	A	B	C	D	E	F	Fastener	Wt.(lb.)	Std. Pack
426828	426828-1	3-3/4"	1-11/16"	1-5/8"	1-5/16"	2-3/16"	5/16-18	#10 RH	.17	5 ea
426830	426830-1	3-3/4"	1-11/16"	1-5/8"	1-5/16"	2-3/16"	3/8-16	#10 RH	.19	5 ea
426800	n/a	Terminal Post Cover							.01	5 ea

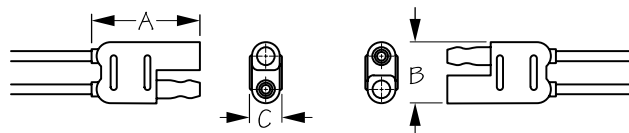
Terminal Posts with Buss Plates include a cover to meet ABYC/USCG requirements. Buss plate has 8, #10-32 screws. Constructed of injection molded nylon with a nickel plated brass and stainless steel terminal. Installs with four #10 RH fasteners (not included). Maximum: 48VDC, 150A.

⚠WARNING: Cancer and Reproductive Harm - www.P65Warnings.ca.gov



SAE POWER CABLE

Injection Molded PVC



Bulk	Display	A	B	C	Volts	Amps	Wire Gauge	Wt.(lb.)	Std. Pack
426880	426880-1	1-1/16"	5/8"	5/16"	12-24	20	16 Ga./12"	.03	10 ea


2-Wire Polarized Electrical Connector is an SAE type, two-prong plug and socket connector set. Polarized to assure the proper mating of circuits, reducing the chance of accidental reverse polarity. Color coded 16-gauge 12" tinned wire lead with bullet-type contact pins. Weather resistant connectors are vibration and strain resistant. Use of dielectric grease recommended to further protect circuit from salt spray, debris, and corrosion. Plugs constructed of injection molded PVC. Maximum: 20A @ 12VDC.

⚠WARNING: Cancer and Reproductive Harm - www.P65Warnings.ca.gov



SAE POWER CABLE

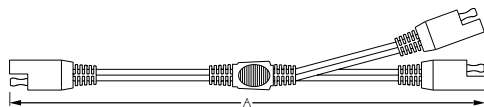
Injection Molded PVC



Bulk	Display	A (Length)	Volts	Max Amps	Wire Gauge	Wt.(lb.)	Std. Pack
n/a	426901-1	12"	12-24	20A @ 12V	14 AWM	.11	10 ea
n/a	426903-1	36"	12-24	20A @ 12V	14 AWM	.17	10 ea
n/a	426906-1	72"	12-24	20A @ 12V	14 AWM	.26	5 ea
n/a	426912-1	144"	12-24	20A @ 12V	14 AWM	.44	5 ea

Polarized Electrical Connector is an SAE type, two-prong plug and socket connector set. 14-gauge duplex wire. Maximum: 20A @ 12VDC.

⚠WARNING: Cancer and Reproductive Harm - www.P65Warnings.ca.gov



SAE POWER CABLE Y-SPLITTER

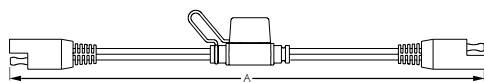
Injection Molded PVC



Bulk	Display	A (Length)	Volts	Max Amps	Wire Gauge	Wt.(lb.)	Std. Pack
n/a	426920-1	12"	12-24	20A @ 12V	14 AWM	.15	10 ea

Polarized Electrical Connector is an SAE type, two-prong plug and socket connector set. Y-Splitter. 14-gauge duplex wire. Maximum: 20A @ 12VDC.

⚠ WARNING: Cancer and Reproductive Harm - www.P65Warnings.ca.gov



SAE POWER CABLE ATO/ATC INLINE FUSE HOLDER


Injection Molded PVC



Bulk	Display	A (Length)	Volts	Max Amps	Wire Gauge	Wt.(lb.)	Std. Pack
n/a	426925-1	12"	12-24	20A @ 12V	14 AWM	.15	10 ea


Polarized Electrical Connector is an SAE type, two-prong plug and socket connector set. Features an ATO/ATC inline fuse holder. 14-gauge duplex wire. Maximum: 20A @ 12VDC.

⚠ WARNING: Cancer and Reproductive Harm - www.P65Warnings.ca.gov



SAE POWER CABLE POWER PLUG KIT

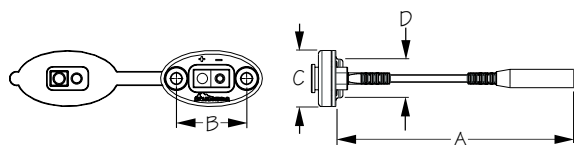
Injection Molded PVC



Bulk	Display	A (Length)	Volts	Max Amps	Wire Gauge	Wt.(lb.)	Std. Pack
n/a	426930-1	6"	12-24	20A @ 12V	14 AWM	.08	10 ea

Polarized Electrical Connector is an SAE type, two-prong plug and socket connector set. 14-gauge lead wire with bullet-type contact pins. Includes two plugs, four heat shrink tubes, and four butt connectors. Maximum: 20A @ 12VDC.

⚠ WARNING: Cancer and Reproductive Harm - www.P65Warnings.ca.gov



SAE POWER SOCKET - FRONT MOUNT

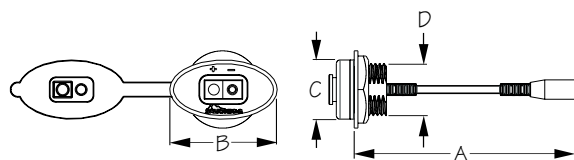
Injection Molded PVC



Bulk	Display	A	B	C	D	Volts	Max Amps	Wire Gauge	Wt.(lb.)	Std. Pack
n/a	426950-1	5"	1-1/4"	1"	3/4"	12-24	20A @ 12V	14 AWM	.12	10 ea

Polarized Electrical Connector is an SAE type, two-prong plug and socket connector set. Great for solar panel connections and maintaining battery charge. 14-gauge duplex wire. Drill 3/4" hole and install with two #10 RH screws (not included). Maximum: 20A @ 12VDC.

⚠ WARNING: Cancer and Reproductive Harm - www.P65Warnings.ca.gov



SAE POWER SOCKET - BACK NUT MOUNT

Injection Molded PVC



Bulk	Display	A	B	C	D	Volts	Max Amps	Wire Gauge	Wt.(lb.)	Std. Pack
n/a	426955-1	5"	1-13/16"	1"	7/8"	12-24	20A @ 12V	14 AWM	.13	10 ea

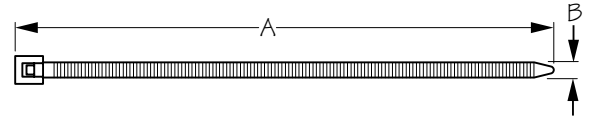
Polarized Electrical Connector is an SAE type, two-prong plug and socket connector set. Great for Solar panel connections and maintaining battery charge. 14-gauge duplex wire. Installation is as easy as drilling a 7/8" hole, inserting the socket body, tightening the locking nut and connecting the wires. Maximum: 20A @ 12VDC.

⚠ WARNING: Cancer and Reproductive Harm - www.P65Warnings.ca.gov



UL CABLE TIE - STANDARD

Injection Molded Nylon



Bulk	Display	A	B	Color	B.S. (lb.)	Qty. Per Bag	Wt.(lb.)	Std. Pack
427204	n/a	4"	7/64"	Black	18	100	.07	5 bags
427205	n/a	5-5/8"	7/64"	Black	40	100	.18	5 bags
427209	n/a	7-7/8"	9/64"	Black	50	100	.34	5 bags
427210	n/a	10-1/2"	3/16"	Black	50	100	.41	5 bags
n/a	427210-2	10-1/2"	3/16"	Black	50	25	.10	5 bags
427215	n/a	14-1/2"	19/64"	Black	120	100	1.17	5 bags
n/a	427215-2	14-1/2"	19/64"	Black	120	25	.29	5 bags

Standard UL Cable Ties are used to bundle, organize, and protect cable and wire runs, as well as to simplify installation and maintenance. Temperature Rating: -40°F to 185°F. Flammability Rating: UL 94 V-2L. Constructed of UV stabilized injection molded nylon for continuous or extended exposure to the outdoor environment.



UL CABLE TIE - MIXED KIT

Injection Molded Nylon



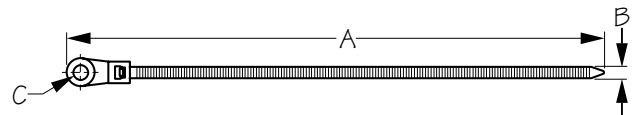
Bulk	Display	Description	Wt.(lb.)	Std. Pack
n/a	427290-1	Cable Tie - Mixed Kit (Black)	.24	5 ea

The Cable Tie Mixed Kit includes 25 each of black UL cable ties in 4", 5-5/8", 8-1/2", and 10-1/2" sizes. Temperature Rating: -40°F to 185°F. Flammability Rating: UL 94 V-2L. Constructed of UV stabilized injection molded nylon for continuous or extended exposure to the outdoor environment.



UL CABLE TIE - WITH MOUNTING HOLE

Injection Molded Nylon



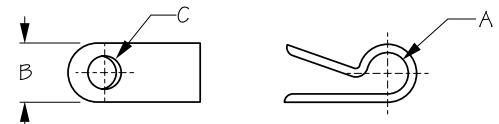
Bulk	Display	A	B	C	Color	B.S. (lb.)	Qty. Per Bag	Wt.(lb.)	Std. Pack
427408	n/a	8"	9/64"	3/16"	Black	50	100	.37	5 bags
n/a	427408-2	8"	9/64"	3/16"	Black	50	25	.09	5 bags
427416	n/a	15"	19/64"	3/16"	Black	120	100	.75	5 bags
n/a	427416-2	15"	19/64"	3/16"	Black	120	25	.19	5 bags

UL Cable Tie with Mounting Hole is used to bundle, organize, and protect cable and wire runs, as well as simplify installation and maintenance. Includes mounting hole for permanent installations. Temperature Rating: -40°F to 185°F. Flammability Rating: UL 94 V-2L. Constructed of UV stabilized injection molded nylon for continuous or extended exposure to the outdoor environment.



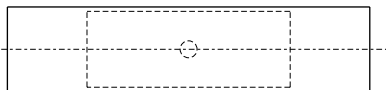
UL CABLE CLAMP

Injection Molded Nylon



Bulk	Display	Color	A	B	C	Qty. Per Bag	Wt.(lb.)	Std. Pack
428232	n/a	Black	3/16"	3/8"	3/16"	100	.12	5 bags
n/a	428232-2	Black	3/16"	3/8"	3/16"	25	.03	5 bags
428233	n/a	Black	1/4"	3/8"	3/16"	100	.12	5 bags
n/a	428233-2	Black	1/4"	3/8"	3/16"	25	.03	5 bags
428234	n/a	Black	5/16"	3/8"	3/16"	100	.15	5 bags
n/a	428234-2	Black	5/16"	3/8"	3/16"	25	.04	5 bags
428235	n/a	Black	3/8"	3/8"	3/16"	100	.17	5 bags
n/a	428235-2	Black	3/8"	3/8"	3/16"	25	.04	5 bags
428237	n/a	Black	1/2"	3/8"	3/16"	100	.19	5 bags
n/a	428237-2	Black	1/2"	3/8"	3/16"	25	.05	5 bags
428259	n/a	Black	5/8"	1/2"	3/16"	100	.30	5 bags
n/a	428259-2	Black	5/8"	1/2"	3/16"	25	.08	5 bags
428261	n/a	Black	3/4"	1/2"	3/16"	100	.37	5 bags
n/a	428261-2	Black	3/4"	1/2"	3/16"	25	.09	5 bags
428265	n/a	Black	1"	1/2"	3/16"	100	.44	5 bags
n/a	428265-2	Black	1"	1/2"	3/16"	25	.11	5 bags

UL Cable Clamp are used to bundle, organize, and protect cable and wire runs, as well as simplify installation and maintenance. Temperature Rating: -40°F to 185°F. Flammability Rating: UL 94 V-2L. Constructed of UV stabilized injection molded nylon.

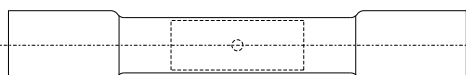


BUTT CONNECTOR

Tin Plated Copper/Injection Molded Nylon

Bulk	Display	AWG	Color	Qty. Per Bag	Listed	Wt.(lb.)	Std. Pack
429110	429110-1	22-18	Red	100/10	UL/CSA	1.00 / .10	5 bag / 10 sets
n/a	429110-2	22-18	Red	25	UL/CSA	.25	10 sets
429130	429130-1	16-14	Blue	100/10	UL/CSA	1.00 / .10	5 bag / 10 sets
n/a	429130-2	16-14	Blue	25	UL/CSA	.25	10 sets
429150	429150-1	12-10	Yellow	100/10	UL/CSA	1.00 / .10	5 bag / 10 sets
n/a	429150-2	12-10	Yellow	25	UL/CSA	.25	10 sets

Butt Connectors are designed to transfer electrical current. Most commonly used to connect or splice two wires together to lengthen, change, or repair an electrical circuit. Frequently used during product installation to eliminate soldering the wire joint. Pliable when crimping, the insulation also offers superior heat and deformation resistance. Transparent insulation allows for easy inspection of wire connections. Industry standard color-coding indicates wire size range. Constructed of injection molded nylon insulation and tin plated copper solid barrel for maximum conductivity and holding strength.

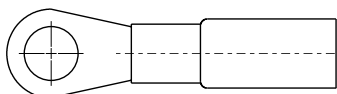


HEAT SHRINK BUTT CONNECTOR

Tin Plated Copper/Injection Molded Nylon

Bulk	Display	AWG	Color	Qty. Per Bag	Listed	Wt.(lb.)	Std. Pack
429110H	429110H-1	22-18	Red	100/6	UL/CSA	1.00 / .06	5 bag / 10 sets
n/a	429110H-2	22-18	Red	25	UL/CSA	.25	10 sets
429130H	429130H-1	16-14	Blue	100/6	UL/CSA	1.00 / .06	5 bag / 10 sets
n/a	429130H-2	16-14	Blue	25	UL/CSA	.25	10 sets
429150H	429150H-1	12-10	Yellow	100/6	UL/CSA	1.00 / .06	5 bag / 10 sets
n/a	429150H-2	12-10	Yellow	25	UL/CSA	.25	10 sets

Heat Shrink Butt Connectors are designed to transfer electrical current. Most commonly used to connect or splice two wires together to lengthen, change, or repair an electrical circuit. Frequently used during product installation to eliminate soldering the wire joint. Pliable when crimping, the insulation also offers superior heat and deformation resistance. Transparent insulation allows for easy inspection of wire connections. These connectors benefit from the addition of heat shrink insulation, protecting against moisture and vibration, preventing corrosion and accidental wire pull-out, and significantly increasing the longevity and dependability of the connection. Industry standard color-coding indicates wire size range. Constructed of injection molded nylon insulation and tin plated copper solid barrel for maximum conductivity and holding strength.



HEAT SHRINK RING TERMINAL

Tin Plated Copper/Injection Molded Nylon

Bulk	Display	AWG	Ring	Color	Qty. Per Bag	Listed	Wt.(lb.)	Std. Pack
429212H	429212H-1	22-18	#4-6	Red	100/6	UL/CSA	1.00 / .06	5 bag / 10 sets
429213H	429213H-1	22-18	#8	Red	100/6	UL/CSA	1.00 / .06	5 bag / 10 sets
429214H	429214H-1	22-18	#10	Red	100/6	UL/CSA	1.00 / .06	5 bag / 10 sets
429216H	429216H-1	22-18	1/4"	Red	100/6	UL/CSA	1.00 / .06	5 bag / 10 sets
429217H	429217H-1	22-18	5/16"	Red	100/6	UL/CSA	1.00 / .06	5 bag / 10 sets
429218H	429218H-1	22-18	3/8"	Red	100/6	UL/CSA	1.00 / .06	5 bag / 10 sets
429232H	429232H-1	16-14	#4-6	Blue	100/6	UL/CSA	1.00 / .06	5 bag / 10 sets
429233H	429233H-1	16-14	#8	Blue	100/6	UL/CSA	1.00 / .06	5 bag / 10 sets
429234H	429234H-1	16-14	#10	Blue	100/6	UL/CSA	1.00 / .06	5 bag / 10 sets
429236H	429236H-1	16-14	1/4"	Blue	100/6	UL/CSA	1.00 / .06	5 bag / 10 sets
429237H	429237H-1	16-14	5/16"	Blue	100/6	UL/CSA	1.00 / .06	5 bag / 10 sets
429238H	429238H-1	16-14	3/8"	Blue	100/6	UL/CSA	1.00 / .06	5 bag / 10 sets
429252H	429252H-1	12-10	#4-6	Yellow	100/6	UL/CSA	1.00 / .06	5 bag / 10 sets
429253H	429253H-1	12-10	#8	Yellow	100/6	UL/CSA	1.00 / .06	5 bag / 10 sets
429254H	429254H-1	12-10	#10	Yellow	100/6	UL/CSA	1.00 / .06	5 bag / 10 sets
429256H	429256H-1	12-10	1/4"	Yellow	100/6	UL/CSA	1.00 / .06	5 bag / 10 sets
429257H	429257H-1	12-10	5/16"	Yellow	100/6	UL/CSA	1.00 / .06	5 bag / 10 sets
429258H	429258H-1	12-10	3/8"	Yellow	100/6	UL/CSA	1.00 / .06	5 bag / 10 sets

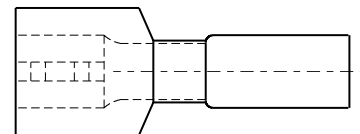
Heat Shrink Ring Terminals are designed to transfer electrical current. Ring terminals connect two or more wires to a single connection point. These connectors can be crimped anywhere and are frequently used during electronic installations to eliminate soldering the wire joint. Pliable when crimping, the insulation also offers superior heat and deformation resistance. Transparent insulation allows for easy inspection of wire connection. These connectors benefit from the addition of heat shrink insulation, protecting against moisture and vibration, preventing corrosion and accidental wire pull-out, and significantly increasing the longevity and dependability of the connection. Industry standard color-coding indicates wire size range. Constructed of injection molded nylon insulation and tin plated copper barrel and ring for maximum conductivity and holding strength. Terminals comply with ABYC standard E-11.





HEAT SHRINK INSULATED PUSH-ON TERMINAL

Tin Plated Copper/Injection Molded Nylon



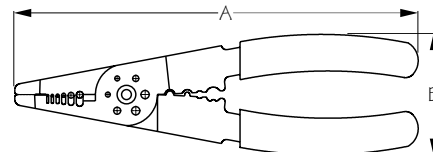
Bulk	Display	Size	AWG	Male/Female	Color	Qty. Per Bag	Listed	Wt.(lb.)	Std. Pack
429311H	429311H-1	.250"	22-18	Male	Red	100/6	UL/CSA	1.00 / .06	5 bag / 10 sets
429315H	429315H-1	.250"	22-18	Female	Red	100/6	UL/CSA	1.00 / .06	5 bag / 10 sets
429331H	429331H-1	.250"	16-14	Male	Blue	100/6	UL/CSA	1.00 / .06	5 bag / 10 sets
429335H	429335H-1	.250"	16-14	Female	Blue	100/6	UL/CSA	1.00 / .06	5 bag / 10 sets
429351H	429351H-1	.250"	12-10	Male	Yellow	100/4	UL/CSA	1.00 / .04	5 bag / 10 sets
429355H	429355H-1	.250"	12-10	Female	Yellow	100/4	UL/CSA	1.00 / .04	5 bag / 10 sets

Push-On Terminals comply with ABYC standard E-11.



WIRE STRIPPER & CRIMPER

Powder Coated Steel



Bulk	Display	A	B	Wire Gauge	Wt.(lb.)	Std. Pack
n/a	429900-1	8-1/8"	2-9/16"	22-10	.40	1 ea

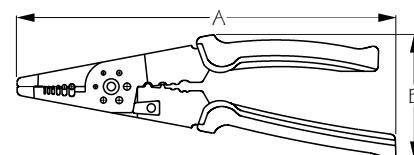
Wire Stripper & Crimper tool crimps and strips 22-10 gauge wire. Constructed of powder coated steel. A great addition to any tool box.

⚠WARNING: Cancer and Reproductive Harm - www.P65Warnings.ca.gov



DELUXE WIRE STRIPPER & CRIMPER

Chrome Plated Steel



Bulk	Display	A	B	Wire Gauge	Wt.(lb.)	Std. Pack
n/a	429905-1	8-7/8"	3"	22-10	.50	1 ea

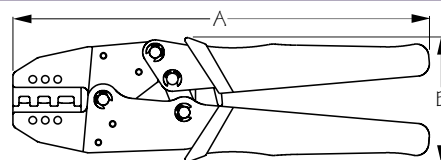
Deluxe Wire Stripper & Crimper tool is spring loaded and strips & crimps 22-10 gauge wire. Constructed of chrome plated steel. A great addition to any tool box.

⚠WARNING: Cancer and Reproductive Harm - www.P65Warnings.ca.gov



DELUXE TERMINAL CRIMPER

Powder Coated Steel



Bulk	Display	A	B	Wire Gauge	Wt.(lb.)	Std. Pack
n/a	429910-1	9"	2-7/8"	22-10	1.06	1 ea

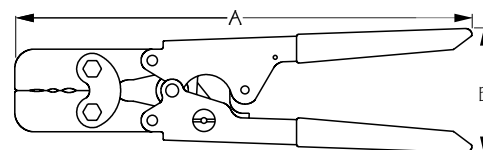
Deluxe Terminal Crimper is designed for use with insulated and non-insulated terminal connectors. This deluxe double ratchet crimper, crimps wire from 22-10 gauge with three included interchangeable jaw sets. Ratchet action ensures correct crimping pressure. Constructed of powder coated steel. A great addition to any tool box.

⚠WARNING: Cancer and Reproductive Harm - www.P65Warnings.ca.gov



PREMIUM HEAT SHRINK CRIMPER

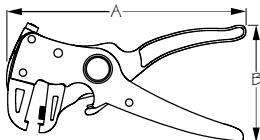
Powder Coated/Stainless Steel



Bulk	Display	A	B	Wire Gauge	Wt.(lb.)	Std. Pack
n/a	429920-1	9"	2-3/16"	22-10	.77	1 ea

Premium Heat Shrink Crimper tool is designed for use with heat shrink terminals. This high end, single ratchet crimper, crimps wire from 22-10 gauge. Ratchet action ensures correct crimping pressure. Constructed of powder coated steel. A great addition to any tool box.

⚠WARNING: Cancer and Reproductive Harm - www.P65Warnings.ca.gov

**ADJUSTABLE WIRE STRIPPER & CUTTER**

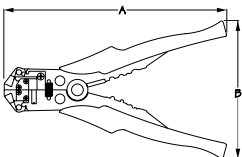
Powder Coated Steel



Bulk	Display	A	B	Wt.(lb.)	Std. Pack
n/a	429930-1	6-3/4"	3-3/8"	.56	1 ea

This professional grade Adjustable Wire Stripper & Cutter tool is two tools in one. Self-adjusting and easy to use, it strips or cuts 24-10 gauge wire with ease. Constructed of powder coated steel. A great addition to any tool box.

⚠ **WARNING:** Cancer and Reproductive Harm - www.P65Warnings.ca.gov

**MULTI-FUNCTION WIRE STRIPPER & CRIMPER**

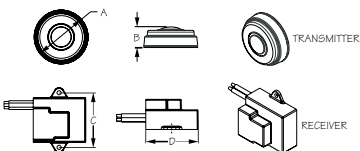
Powder Coated Steel



Bulk	Display	A	B	Wire Gauge	Wt.(lb.)	Std. Pack
n/a	429940-1	8"	4"	24-10	.61	1 ea

This professional grade Multi-Function Wire Stripper & Crimper tool is three tools in one. It strips, crimps, and cuts 24-10 gauge wire with ease. Constructed of powder coated steel. A great addition to any tool box!

⚠ **WARNING:** Cancer and Reproductive Harm - www.P65Warnings.ca.gov

**REMOTE WIRELESS MOMENTARY PUSH BUTTON HORN SWITCH**

Injection Molded Nylon

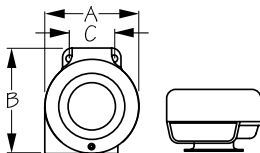


Bulk	Display	A	B	C	D	Volts	Amps	Fastener	Wt.(lb.)	Std. Pack
n/a	431050-3	2-15/16"	7/8"	2-1/4"	1-1/4"	12	20	#8 FH	.05	1 ea



Remote Wireless Momentary Push Button Horn Switch activates by pushing button transmitter to send a signal to the receiver to activate your existing horn. Receiver connects to your existing horn switch wiring for an easy installation. Transmitter button uses CR2032 battery (included) and installs to wheel center cap either by double back tape or two #8 fasteners (included). Maximum: 20A. 12VDC. Steering wheel NOT included.

⚠ **WARNING:** Cancer and Reproductive Harm - www.P65Warnings.ca.gov

**SINGLE MINI COMPACT HORN**

Stamped 304 Stainless Steel Cover



Bulk	Display	Amps	dB	Frequency (Hz)	Finish	A	B	C	Wt.(lb.)	Std. Pack
431110	431110-1	3	108	440±20	Stainless	3-5/16"	3-5/8"	1-9/16"	.75	12 ea / 6 ea

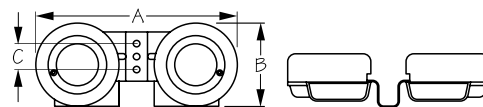
Single Mini Compact Horn features a prewired, sealed sound unit with 304 stainless steel diaphragm and stamped 304 stainless cover. Mounting bracket can be used as a wiring template. A drop-in replacement for many common OEM horns. When installed, horns should point slightly downward to permit water drainage. At 108 decibels and a frequency (Hz) of 440±20A, this horn meets US Coast Guard's COLREGS and ABYC standard A-23 for use on vessels under 12m (39'). NMMA Type Accepted #2577059. 12VDC.

⚠ **WARNING:** Cancer and Reproductive Harm - www.P65Warnings.ca.gov



TWIN MINI COMPACT HORN

Stamped 304 Stainless Steel Cover



Bulk	Display	Amps	dB	Frequency (Hz)	Finish	A	B	C	Wt.(lb.)	Std. Pack
431120	431120-1	6	111	490±20	Stainless	8"	3-5/16"	1"	1.58	6 ea

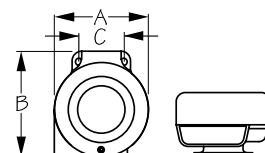
Twin Mini Compact Horn features a prewired, sealed sound unit with 304 stainless steel diaphragm and stamped 304 stainless steel cover. Mounting bracket can be used as a wiring template. A drop-in replacement for many common OEM horns. When installed, horns should point slightly downward to permit water drainage. At 111 decibels and a frequency (Hz) of 490±20A, this horn meets US Coast Guard's COLREGS and ABYC standard A-23 for use on vessels under 12m (39'). NMMA Type Accepted #2577061. 12VDC.

⚠WARNING: Cancer and Reproductive Harm - www.P65Warnings.ca.gov



MAXBLAST SINGLE MINI COMPACT HORN

Stamped 304 Stainless Steel w/ Injection Molded Housing



Bulk	Display	Amps	dB	Frequency (Hz)	Finish	A	B	C	Wt.(lb.)	Std. Pack
431115	431115-1	3	108	440±20	Stainless	3-5/16"	3-5/8"	1-9/16"	.75	12 ea / 6 ea

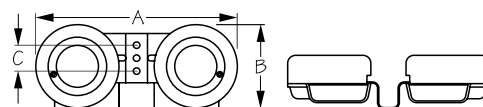
MaxBlast Single Mini Compact Horn is constructed of an injection molded housing under a stamped 304 stainless steel cover. Corrosion resistant stainless steel cover protects the internal components. After a 600 hour salt spray test, this electric horn was completely rust-free! Mounting bracket can be used as a wiring template. When installed, horns should point slightly downward to permit water drainage. At 108 decibels and a frequency (Hz) of 440±20A, this horn meets US Coast Guard's COLREGS and ABYC standard A-23 for use on vessels under 12m (39'). One-year warranty. NMMA Type Accepted #2577060. 12VDC.

⚠WARNING: Cancer and Reproductive Harm - www.P65Warnings.ca.gov



MAXBLAST TWIN MINI COMPACT HORN

Stamped 304 Stainless Steel w/ Injection Molded Housing



Bulk	Display	Amps	dB	Frequency (Hz)	Finish	A	B	C	Wt.(lb.)	Std. Pack
n/a	431125-1	6	111	490±20	Stainless	8"	3-5/16"	1"	1.58	6 ea

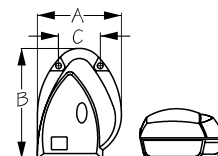
MaxBlast Twin Mini Compact Horn is constructed of an injection molded housing under a stamped 304 stainless steel cover. Corrosion resistant stainless steel cover protects the the internal components. After a 600 hour salt spray test, this electric horn was completely rust-free! Mounting bracket can be used as a wiring template. When installed, horns should point slightly downward to permit water drainage. At 111 decibels and a frequency (Hz) of 490±20A, this horn meets US Coast Guard's COLREGS and ABYC standard A-23 for use on vessels under 12m (39'). One-year warranty. NMMA Type Accepted #2577062. 12VDC.

⚠WARNING: Cancer and Reproductive Harm - www.P65Warnings.ca.gov



SONIC MINI COMPACT HORN

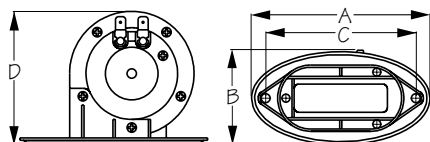
ASA Plastic Cover



Bulk	Display	Amps	dB	Frequency (Hz)	Finish	A	B	C	Wt.(lb.)	Std. Pack
n/a	431151-1	3	108	440±20	Chrome	3-3/8"	4-3/8"	1-5/8"	.65	6 ea
n/a	431152-1	3	108	440±20	White	3-3/8"	4-3/8"	1-5/8"	.65	6 ea
431153	431153-1	3	108	440±20	Black	3-3/8"	4-3/8"	1-5/8"	.65	12 ea / 6 ea

These Sonic Mini Compact Horns have no polarity, so the negative or positive wire can be attached to either side. Mounting bracket can be used as a wiring template. When installed, horns should point slightly downward to permit water drainage. At 108 decibels and a frequency (Hz) of 440±20A, this horn meets US Coast Guard's COLREGS and ABYC standard A-23 for use on vessels under 12m (39'). Constructed of impact and UV resistant ASA plastic. 12VDC.

⚠WARNING: Cancer and Reproductive Harm - www.P65Warnings.ca.gov

**DROP-IN HIDDEN HORN V.1 WITH GRILLS**

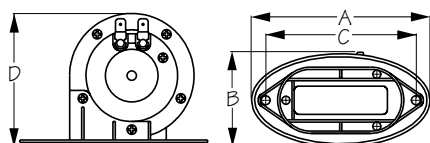
Powder Coated Steel/Injection Molded Nylon



Bulk	Display	Amps	dB	Frequency (Hz)	A	B	C	D	Wt.(lb.)	Std. Pack
n/a	431210-1	3	106	440±20	4-7/8"	2-3/4"	4"	3-3/8"	.72	1 ea

Drop-In Hidden Horn V.1 kit includes a horn plus one chrome and one white decorative billet snap-in grill. Hole size 1-7/8" x 3-3/8". At 106 decibels and a frequency (Hz) of 440±20A, this horn meets US Coast Guard's COLREGS and ABYC standard A-23 for use on vessels under 12m (39'). Constructed of powder coated steel and injection molded nylon. NMMA Type Accepted #2577064. 12VDC.

⚠WARNING: Cancer and Reproductive Harm - www.P65Warnings.ca.gov

**DROP-IN HIDDEN HORN V.1**

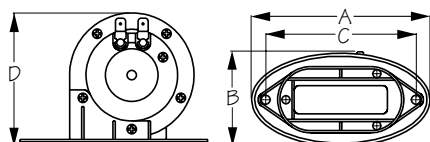
Powder Coated Steel/Injection Molded Nylon



Bulk	Display	Amps	dB	Frequency (Hz)	A	B	C	D	Wt.(lb.)	Std. Pack
431215	n/a	3	106	440±20	4-7/8"	2-3/4"	4"	3-3/8"	.69	1 ea

Drop-In Hidden Horn V.1 is a horn only (grill sold separately). Hole size 1-7/8" x 3-3/8". At 106 decibels and a frequency (Hz) of 440±20A, this horn meets US Coast Guard's COLREGS and ABYC standard A-23 for use on vessels under 12m (39'). Constructed of powder coated steel and injection molded nylon. NMMA Type Accepted #2577064. 12VDC.

⚠WARNING: Cancer and Reproductive Harm - www.P65Warnings.ca.gov

**DROP-IN HIDDEN HORN V.1 - OVER MOLDED**

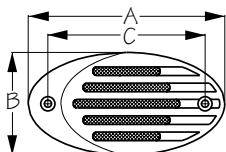
Powder Coated Steel/Injection Molded Nylon



Bulk	Display	Amps	dB	Frequency (Hz)	A	B	C	D	Wt.(lb.)	Std. Pack
431220	n/a	3	106	440±20	4-7/8"	2-3/4"	4"	3-3/8"	.69	1 ea

The Over Molded Drop-In Hidden Horn V.1 is a horn only (grill sold separately). Hole size 1-7/8" x 3-3/8". At 106 decibels and a frequency (Hz) of 440±20A, this horn meets US Coast Guard's COLREGS and ABYC standard A-23 for use on vessels under 12m (39'). Constructed of powder coated steel and injection molded nylon. One-year warranty. NMMA Type Accepted #2577064. 12VDC.

⚠WARNING: Cancer and Reproductive Harm - www.P65Warnings.ca.gov

**SCREW-IN HORN GRILLS FOR V.1 & V.2 HORNS**

ASA & ABS w/ Waterproof Fabric/304 Stamped Stainless Steel



Bulk	Display	Finish	A	B	C	Wt.(lb.)	Std. Pack
431211	n/a	Chrome Grill	4-7/8"	2-3/4"	4"	.04	10 ea
431212	n/a	White Grill	4-7/8"	2-3/4"	4"	.04	10 ea
431213	n/a	Black Grill	4-7/8"	2-3/4"	4"	.04	10 ea
431214	n/a	Stainless Grill Cover	4-7/8"	2-3/4"	4"	.06	10 ea

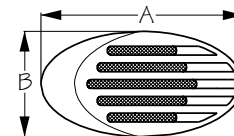
Screw-In Horn Grills (431211-431213) can only be used with Drop-In Hidden Horns V.1 & V.2 (431215 and 431235) and Mini Compact Horn (431410). The decorative Stainless Grill Cover (431214) is for use in conjunction with Screw-In Horn Grills (431211-431213) for waterproof protection. Constructed of molded ASA and ABS with waterproof fabric to protect the horn from salt spray. Avoid contact with acetone or strong solvents.

⚠WARNING: Cancer and Reproductive Harm - www.P65Warnings.ca.gov



SNAP-IN GRILLS FOR V.1 & V.2 HORNS

ASA & ABS w/ Waterproof Fabric



Bulk	Display	Finish	A	B	C	Wt.(lb.)	Std. Pack
431221	n/a	Chrome	4-7/8"	2-3/4"	4"	.04	10 ea
431222	n/a	White	4-7/8"	2-3/4"	4"	.04	10 ea
431223	n/a	Black	4-7/8"	2-3/4"	4"	.04	10 ea

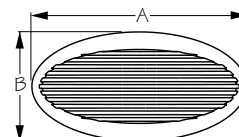
Snap-In Horn Grills give horns a sleek, modern look with no visible fasteners. For use with Drop-In Hidden Horns V.1 & V.2 (431215 and 431235). Constructed of molded ASA and ABS with waterproof fabric to protect the horn from salt spray. Avoid contact with acetone or strong solvents.

⚠WARNING: Cancer and Reproductive Harm - www.P65Warnings.ca.gov



BILLET SNAP-IN HORN GRILLS FOR V.1 & V.2 HORNS

ASA & ABS w/ Waterproof Fabric



Bulk	Display	Finish	A	B	Wt.(lb.)	Std. Pack
431411	n/a	Chrome	4-7/8"	2-3/4"	.04	10 ea
431412	n/a	White	4-7/8"	2-3/4"	.04	10 ea
431413	n/a	Black	4-7/8"	2-3/4"	.04	10 ea

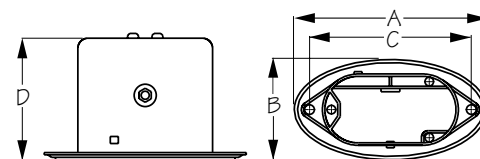
Billet Snap-In Horn Grills give horns a sleek, modern look with no visible fasteners. For use with Drop-In Hidden Horns V.1 & V.2 (431215 and 431235). Constructed of molded ASA and ABS with waterproof fabric to protect the horn from salt spray. Avoid contact with acetone or strong solvents.

⚠WARNING: Cancer and Reproductive Harm - www.P65Warnings.ca.gov



DROP-IN HIDDEN HORN V.2 WITH GRILLS

Powder Coated Steel/Injection Molded Nylon



Bulk	Display	Amps	dB	Frequency (Hz)	A	B	C	D	Wt.(lb.)	Std. Pack
n/a	431230-1	4	108	370±20	4-7/8"	2-3/4"	4"	3-3/8"	.72	1 ea

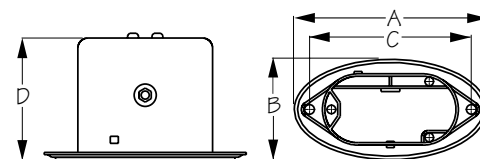
The Drop-In Hidden Horn V.2 kit includes a horn plus one chrome and one white decorative billet snap-in grill. Hole size 1-7/8" x 3-3/8". At 108 decibels and a frequency (Hz) of 370±20A, this horn meets US Coast Guard's COLREGS and ABYC standard A-23 for use on vessels under 12m (39'). Constructed of powder coated steel and injection molded nylon. NMMA Type Accepted #2577065. 12VDC.

⚠WARNING: Cancer and Reproductive Harm - www.P65Warnings.ca.gov



DROP-IN HIDDEN HORN V.2

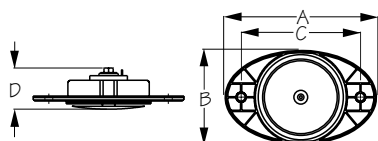
Powder Coated Steel/Injection Molded Nylon/ASA



Bulk	Display	Amps	dB	Frequency (Hz)	A	B	C	D	Wt.(lb.)	Std. Pack
431235	n/a	4	108	370±20	4-7/8"	2-3/4"	4"	3-3/8"	.69	1 ea

The Drop-In Hidden Horn V.2 is a horn only (grill sold separately). Hole size 1-7/8" x 3-3/8". At 108 decibels and a frequency (Hz) of 370±20A, this horn meets US Coast Guard's COLREGS and ABYC standard A-23 for use on vessels under 12m (39'). Constructed of powder coated steel and injection molded nylon. NMMA Type Accepted #2577065. 12VDC.

⚠WARNING: Cancer and Reproductive Harm - www.P65Warnings.ca.gov

**DROP-IN HIDDEN HORN V.3 WITH GRILLS**

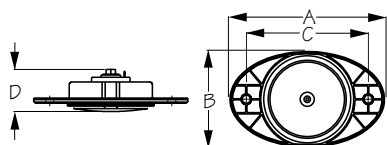
Powder Coated Steel/Injection Molded Nylon/ASA



Bulk	Display	Amps	dB	Frequency (Hz)	A	B	C	D	Wt.(lb.)	Std. Pack
n/a	431250-1	4	111	370±20	5-1/4"	3-3/8"	4"	1-1/2"	.42	1 ea

The Drop-In Hidden Horn V.3 kit includes a horn plus one chrome and one white decorative billet screw-in grill. Hole size 2-3/4" diameter. At 111 decibels and a frequency (Hz) of 370±20A, this horn meets US Coast Guard's COLREGS and ABYC standard A-23 for use on vessels under 12m (39'). Constructed of powder coated steel and injection molded nylon. NMMA Type Accepted #2577066. 12VDC.

⚠WARNING: Cancer and Reproductive Harm - www.P65Warnings.ca.gov

**DROP-IN HIDDEN HORN V.3**

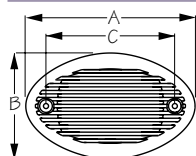
Powder Coated Steel/Injection Molded Nylon/ASA



Bulk	Display	Amps	dB	Frequency (Hz)	A	B	C	D	Wt.(lb.)	Std. Pack
431255	n/a	4	111	370±20	5-1/4"	3-3/8"	4"	1-1/2"	.37	12 ea

The Drop-In Hidden Horn V.3 is a horn only the (grill sold separately). Hole size 2-3/4" diameter. At 111 decibels and a frequency (Hz) of 370±20A, this horn meets US Coast Guard's COLREGS and ABYC standard A-23 for use on vessels under 12m (39'). Constructed of powder coated steel and injection molded nylon. NMMA Type Accepted #2577066. 12VDC.

⚠WARNING: Cancer and Reproductive Harm - www.P65Warnings.ca.gov

**BILLET SCREW-IN GRILLS FOR 431255 HORN**

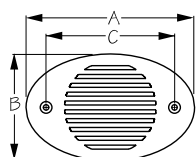
ASA & ABS w/ Waterproof Fabric



Bulk	Display	Finish	A	B	C	Wt.(lb.)	Std. Pack
431351	n/a	Chrome	5-1/4"	3-3/8"	4"	.05	10 ea
431352	n/a	White	5-1/4"	3-3/8"	4"	.05	10 ea
431353	n/a	Black	5-1/4"	3-3/8"	4"	.05	10 ea

Billet Screw-In Horn Grills are for use with Drop-In Hidden Horns V.3 (431255). Constructed of molded ASA and ABS with a waterproof fabric to protect the horn from salt spray. Avoid contact with acetone or strong solvents.

⚠WARNING: Cancer and Reproductive Harm - www.P65Warnings.ca.gov

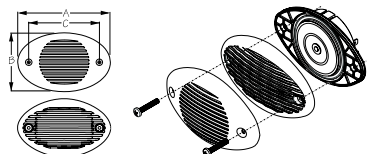
**BILLET SCREW-IN GRILL COVER FOR 431255 HORN**

Stamped 304 Stainless Steel



Bulk	Display	Finish	A	B	C	Wt.(lb.)	Std. Pack
431354	n/a	Stainless	5-1/4"	3-3/8"	4"	.09	10 ea

The decorative Stainless Billet Screw-In Horn Grill Cover is for use in conjunction with Screw-In Horn Grills (431351-431353) for waterproof protection. For use with Drop-In Hidden Horn V.3 (431255). Constructed of stamped 304 stainless steel.

**BILLET SCREW-IN GRILL W/ GRILL COVER FOR 431255 HORN**

304 Stainless Steel/ABS



Bulk	Display	Finish	A	B	C	Wt.(lb.)	Std. Pack
431355	n/a	Stainless/Black	5-1/4"	3-3/8"	4"	.14	10 ea

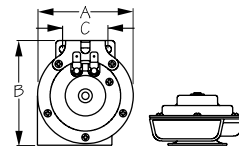
Set comes complete with one black Billet Screw-In Grill (431353) and one stainless Grill Cover (431354) to create a contemporary look for your Drop-In Hidden Horn V.3 (431255). Grill is constructed of ASA and ABS plastic with waterproof fabric. Cover is constructed of corrosion resistant 304 stainless steel. Horn and fasteners not included.

⚠WARNING: Cancer and Reproductive Harm - www.P65Warnings.ca.gov



HIDDEN MOUNT MINI COMPACT HORN

Powder Coated Steel



Bulk	Display	Amps	dB	Frequency (Hz)	A	B	C	Wt.(lb.)	Std. Pack
431310	431310-1	3	107	440±20	3-5/16"	3-5/8"	1-9/16"	.68	12 ea / 6 ea

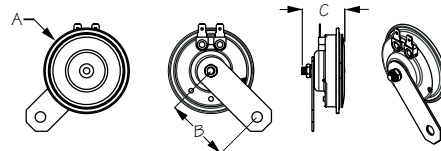
At 107 decibels and a frequency (Hz) of 440±20A, the Hidden Mount Mini Compact Horn meets US Coast Guard's COLREGS and ABYC standard A-23 for use on vessels under 12m (39'). Constructed of powder coated steel. NMMA Type Accepted #2577068. 12VDC.

⚠WARNING: Cancer and Reproductive Harm - www.P65Warnings.ca.gov



PONTOON BOAT MINI COMPACT HORN W/ BRACKET

Powder Coated Steel/304 Stainless Steel



Bulk	Display	Amps	dB	Frequency (Hz)	A	B	C	Wt.(lb.)	Std. Pack
431430	431430-1	4	111	370±20	2-13/16"	2-3/16"	1-7/16"	.35	12 ea / 6 ea

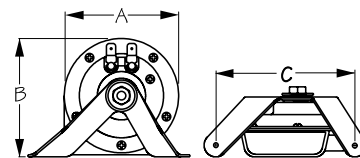
At 111 decibels and a frequency (Hz) of 370±20A, the Pontoon Boat Mini Compact Horn meets US Coast Guard's COLREGS and ABYC standard A-23 for use on vessels under 12m (39'). Constructed of powder coated steel with corrosion resistant 304 stainless steel bracket for easy mounting. Recommended for freshwater use. NMMA Type Accepted #2601746. 12VDC.

⚠WARNING: Cancer and Reproductive Harm - www.P65Warnings.ca.gov



MINI COMPACT HORN W/ BRACKET

Powder Coated Steel



Bulk	Display	Amps	dB	Frequency (Hz)	A	B	C	Wt.(lb.)	Std. Pack
431410	n/a	3	107	440±20	3-5/16"	3-5/8"	4"	.72	12 ea

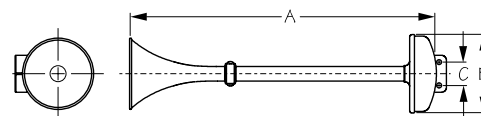
At 107 decibels and a frequency (Hz) of 440±20A, the Mini Compact Horn meets US Coast Guard's COLREGS and ABYC standard A-23 for use on vessels under 12m (39'). Constructed of powder coated steel. Includes mounting bracket. NMMA Type Accepted #2577067. 12VDC.

⚠WARNING: Cancer and Reproductive Harm - www.P65Warnings.ca.gov



MAXBLAST SINGLE TRUMPET HORN

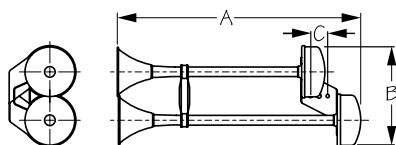
Stamped 304 Stainless Steel w/ Over Molded Motor Housing



Bulk	Display	Amps	dB	Frequency (Hz)	A	B	C	Volts	Wt.(lb.)	Std. Pack
431510	431510-1	5	118	390±15	16"	4"	1-3/16"	12	1.71	1 ea
431530	431530-1	2.5	118	390±15	16"	4"	1-3/16"	24	1.71	1 ea

MaxBlast Single Trumpet Horn features a prewired, sealed sound unit. After a 600 hour salt spray test, this electric horn was completely rust-free! Horn wiring has no polarity, negative or positive can be attached to either wire. Mounting bracket can be used as a wiring template. When installed, the trumpet should point slightly downward to permit water drainage. At 118 decibels and a frequency (Hz) of 390±15A, this horn meets US Coast Guard's COLREGS and ABYC standard A-23 for use on vessels under 12m (39'). Constructed with an over molded motor housing under a stamped 304 stainless steel exterior and diaphragm, which protects the internal components from corrosion. One-year warranty. NMMA Type Accepted #2577069 & 2577070. 12 or 24VDC.

⚠WARNING: Cancer and Reproductive Harm - www.P65Warnings.ca.gov

**MAXBLAST DUAL TRUMPET HORN**

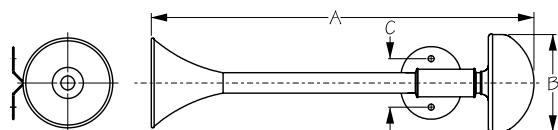
Stamped 304 Stainless Steel w/ Over Molded Motor Housing



Bulk	Display	Amps	dB	Frequency (Hz)	A	B	C	Volts	Wt.(lb.)	Std. Pack
431520	431520-1	10	123	390±15/330±15	18-1/4"	7"	1-5/16"	12	3.55	1 ea
n/a	431540-1	5	123	390±15/330±15	18-1/4"	7"	1-5/16"	24	3.55	1 ea

MaxBlast Single Trumpet Horn features a prewired, sealed sound unit. After a 600 hour salt spray test, this electric horn was completely rust-free! Horn wiring has no polarity, negative or positive can be attached to either wire. Mounting bracket can be used as a wiring template. When installed, the trumpet should point slightly downward to permit water drainage. At 123 decibels and a frequency (Hz) of 390±15/330±15, this horn meets the US Coast Guard's COLREGS, US Inland Navigation Rules, Annex III Regulations, and ABYC standard A-23 for boats up to 20 meters (66'). Constructed with an over molded motor housing under a stamped 304 stainless steel exterior and diaphragm, which protects the internal components from corrosion. One-year warranty. NMMA Type Accepted #2577051 & 2577052. 12 or 24VDC.

▲**WARNING:** Cancer and Reproductive Harm - www.P65Warnings.ca.gov

**COMPACT SINGLE TRUMPET HORN**

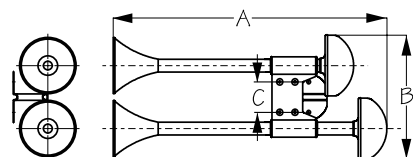
Stamped 304 Stainless Steel



Bulk	Display	Amps	dB	Frequency (Hz)	A	B	C	Volts	Wt.(lb.)	Std. Pack
431610	431610-1	3.5	108	460±15	14"	3-1/2"	1-3/4"	12	1.12	1 ea

The Compact Single Trumpet Horn features a prewired, sealed sound unit. Mounting bracket can be used as a wiring template. When installed, the trumpet should point slightly downward to permit water drainage. At 108 decibels and a frequency (Hz) of 460±15A, this horn meets US Coast Guard's COLREGS and ABYC standard A-23 for use on vessels under 12m (39'). Constructed of corrosion resistant 100% stainless steel exterior with a stamped 304 stainless steel diaphragm. NMMA Type Accepted #2577071. 12VDC.

▲**WARNING:** Cancer and Reproductive Harm - www.P65Warnings.ca.gov

**COMPACT DUAL TRUMPET HORN**

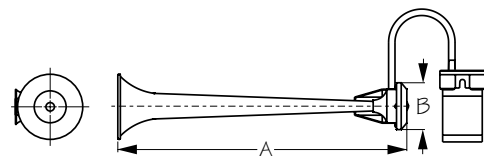
Stamped 304 Stainless Steel



Bulk	Display	Amps	dB	Frequency (Hz)	A	B	C	Volts	Wt.(lb.)	Std. Pack
431620	431620-1	7	110	460±15/415±15	16"	7-1/2"	1-3/4"	12	2.34	1 ea

The Compact Dual Trumpet Horn features a prewired, sealed sound unit. Mounting bracket can be used as a wiring template. When installed, the trumpet should point slightly downward to permit water drainage. At 110 decibels and a frequency (Hz) of 460±15/415±15, this horn meets US Coast Guard's COLREGS and ABYC standard A-23 for use on vessels under 12m (39'). Constructed of corrosion resistant 100% stainless steel exterior with a stamped 304 stainless steel diaphragm. NMMA Type Accepted #2577072. 12VDC.

▲**WARNING:** Cancer and Reproductive Harm - www.P65Warnings.ca.gov

**MAXBLAST AIR HORN - SINGLE TRUMPET**

Chrome Plated Brass



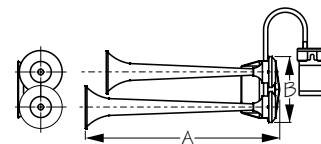
Bulk	Display	Amps	dB	Frequency (Hz)	A	B	PSI	Volts	Wt.(lb.)	Std. Pack
n/a	432510-1	20	120	315±15	17"	2-3/4"	11	12	3.22	1 ea

The MaxBlast Single Trumpet Air Horn display pack includes the horn, compressor, air tubing, and mounting hardware. At 120 decibels and a frequency (Hz) of 315±15A, this horn meets the US Coast Guard's COLREGS, US Inland Navigation Rules, Annex III Regulations, and ABYC standard A-23 for boats up to 20 meters (66'). When installed, the trumpet should point slightly downward to permit water drainage. Maximum: 20A. Constructed of durable chrome plated brass. One-year warranty. NMMA Type Accepted #2577054. 12VDC.

▲**WARNING:** Cancer and Reproductive Harm - www.P65Warnings.ca.gov

MAXBLAST AIR HORN - DUAL TRUMPET

Chrome Plated Brass



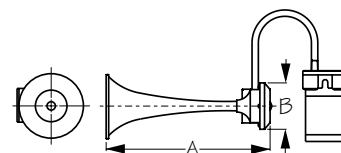
Bulk	Display	Amps	dB	Frequency (Hz)	A	B	PSI	Volts	Wt.(lb.)	Std. Pack
n/a	432520-1	20	121	375±15/315±15	17"	5-7/8"	11	12	4.53	1 ea

The MaxBlast Dual Trumpet Air Horn display pack includes the horn, compressor, air tubing, and mounting hardware. At 121 decibels and a frequency (Hz) of 375±15A/315±15A, this horn meets the US Coast Guard's COLREGS, US Inland Navigation Rules, Annex III Regulations, and ABYC standard A-23 for boats up to 20 meters (66'). When installed, the trumpet should point slightly downward to permit water drainage. Maximum: 20A. Constructed of durable chrome plated brass. One-year warranty. NMMA Type Accepted #2577055. 12VDC.

⚠ **WARNING:** Cancer and Reproductive Harm - www.P65Warnings.ca.gov

MAXBLAST AIR HORN - MINI SINGLE TRUMPET

Chrome Plated Brass/Powder Coated Brass



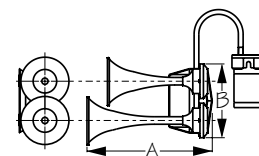
Bulk	Display	Description	Amps	dB	Finish	A	B	PSI	Volts	Wt.(lb.)	Std. Pack
n/a	432610-1	Horn & Compressor	20	124	Chrome	9-5/8"	2-3/4"	11	12	2.80	1 ea
432610	n/a	Horn Only	20	124	Chrome	9-5/8"	2-3/4"	11	12	.92	1 ea
n/a	432611-1	Horn & Compressor	20	124	White	9-5/8"	2-3/4"	11	12	2.80	1 ea
432611	n/a	Horn Only	20	124	White	9-5/8"	2-3/4"	11	12	.92	1 ea

The MaxBlast Mini Single Trumpet Air Horn display pack includes the horn, compressor, air tubing, and mounting hardware. At 124 decibels and a frequency (Hz) of 630±15A, this horn meets the US Coast Guard's COLREGS, US Inland Navigation Rules, Annex III Regulations, and ABYC standard A-23 for boats up to 20 meters (66'). When installed, the trumpet should point slightly downward to permit water drainage. Maximum: 20A. Constructed of durable chrome plated brass. One-year warranty. NMMA Type Accepted #2577056 & 2577057. 12VDC.

⚠ **WARNING:** Cancer and Reproductive Harm - www.P65Warnings.ca.gov

MAXBLAST AIR HORN - MINI DUAL TRUMPET

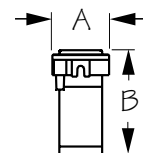
Chrome Plated Brass



Bulk	Display	Amps	dB	Finish	A	B	PSI	Volts	Wt.(lb.)	Std. Pack
n/a	432620-1	20	125	Chrome	10"	5-7/8"	9-11	12	4.08	1 ea
432620	n/a	Horn Only							2.20	1 ea

The MaxBlast Mini Dual Trumpet Air Horn display pack includes the horn, compressor, air tubing, and mounting hardware. At 125 decibels and a frequency (Hz) of 630±15A/525±15A, this horn meets the US Coast Guard's COLREGS, US Inland Navigation Rules, Annex III Regulations, and ABYC standard A-23 for boats up to 20 meters (66'). When installed, the trumpet should point slightly downward to permit water drainage. Maximum: 20A. Constructed of durable chrome plated brass. One-year warranty. NMMA Type Accepted #2577058. 12VDC.

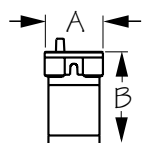
⚠ **WARNING:** Cancer and Reproductive Harm - www.P65Warnings.ca.gov

UNIVERSAL AIR HORN COMPRESSOR W/ SIDE AIR EXIT

Bulk	Display	Amps	A	B	PSI	Volts	Wt.(lb.)	Std. Pack
432597	432597-1	20	2-1/2"	4-1/4"	11	12	1.30	1 ea

The Universal Air Horn Compressor works with all Sea-Dog® MaxBlast air horns. Features a side air exit for use in tight installation applications where a side air hose attachment is required. Does not include air tubing or mounting hardware. Maximum: 20A. 12VDC.

⚠ **WARNING:** Cancer and Reproductive Harm - www.P65Warnings.ca.gov



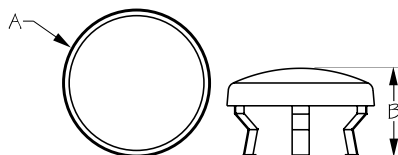
MAXBLAST AIR HORN COMPRESSOR - 12V & 24V



Bulk	Display	Amps	A	B	PSI	Volts	Wt.(lb.)	Std. Pack
432599	432599-1	20	2-1/2"	4"	11	12	1.37	1 ea
432598	432598-1	20	2-1/2"	4"	11	24	1.37	1 ea

Works with all Sea-Dog® MaxBlast air horns. For use in standard installations where head room is not an issue. Does not include air tubing or mounting hardware. One-year warranty. Maximum: 20A. 12 or 24VDC. CE compliant.

⚠WARNING: Cancer and Reproductive Harm - www.P65Warnings.ca.gov



TRUMPET HORN TUBE COVER

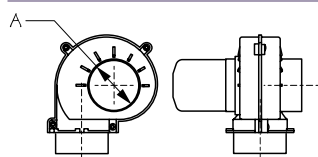
Stamped 304 Stainless Steel



Bulk	Display	A	B	Wt.(lb.)	Std. Pack
n/a	432590-1	3-15/16"	2-3/16"	.40	1 ea



The Trumpet Horn Tube Cover fits all MaxBlast Trumpet Horns. Keeps green water and bugs from getting into the trumpet tube. Snaps over the end of the tube – no tools required. Constructed of corrosion resistant stamped 304 stainless steel.



BILGE BLOWER

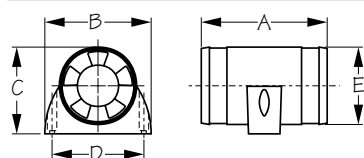
Injection Molded ABS Housing



Bulk	Display	A (Hose Size)	CFM	Amps	Volts	Fastener	Wt.(lb.)	Std. Pack
435210	n/a	3"	100	3	12	1/4" Bolt	1.39	1 ea

The 100 CFM Bilge Blower circulates air removing fumes from bilge, engine compartment, heads, and galley. Constructed of injection molded ABS. Installs with four 1/4" bolts (not included). For use with 3" vent hose. 12VDC.

⚠WARNING: Cancer and Reproductive Harm - www.P65Warnings.ca.gov



INLINE BILGE BLOWER

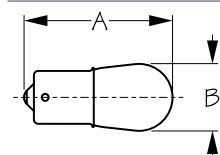
Injection Molded ABS Housing



Bulk	Display	A	B	C	D	E (Hose Size)	CFM	Fastener	Wt.(lb.)	Std. Pack
n/a	435215-3	5"	4-1/4"	3-1/2"	3-11/16"	3"	100	#10 RH	.72	1 ea

The 100 CFM Inline Bilge Blower circulates air to remove fumes from bilge, engine compartment, heads, and galley. Constructed of injection molded ABS. Installs with two #10 RH fasteners (not included). Use with 3" vent hose. 1.5A @ 12VDC. CE compliant.

⚠WARNING: Cancer and Reproductive Harm - www.P65Warnings.ca.gov



SINGLE CONTACT BAYONET BASE LIGHT BULB

Nickel Plated Brass Base



Bulk	Display	A	B	Amps	Volts	Watts	Candle Power	Wt.(lb.)	Std. Pack
441003	441003-1	1-5/8"	3/4"	0.94	12.8	12.0	15	.01 / .02	10 ea / 10 pr
441067	441067-1	1-3/8"	3/4"	0.59	12.8	8.0	4	.01 / .02	10 ea / 10 pr
441093	441093-1	1-7/8"	1"	1.04	12.8	13.3	15	.01 / .02	10 ea / 10 pr
441141	441141-1	1-15/16"	1"	1.44	12.8	18.4	21	.01 / .02	10 ea / 10 pr
441156	441156-1	1-15/16"	1"	2.1	12.8	26.9	32	.01 / .02	10 ea / 10 pr

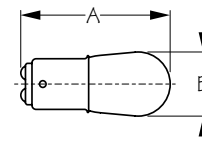
These Single Contact Bayonet Base Light Bulbs are a general purpose incandescent light. Constructed of heavy duty glass bulb housing and filament for break resistance and longevity with nickel plated brass base for positive contact. 12.8VDC.

⚠WARNING: Cancer and Reproductive Harm - www.P65Warnings.ca.gov



DOUBLE CONTACT BAYONET BASE LIGHT BULB

Nickel Plated Brass Base



Bulk	Display	A	B	Amps	Volts	Watts	Candle Power	Wt.(lb.)	Std. Pack
441004	441004-1	1-3/4"	3/4"	0.94	12.8	12.0	15	.01 / .02	10 ea / 10 pr
441032	441032-1	1-3/8"	3/4"	0.25	12.8	5.0	4.5	.01 / .02	10 ea / 10 pr
441034	441034-1	1-15/16"	1"	1.8/0.59	12.8	23.04/8.26	32/3	.01 / .02	10 ea / 10 pr
441076	441076-1	1-7/8"	1"	1.80	12.8	23.0	32	.01 / .02	10 ea / 10 pr
441082	441082-1	1-3/8"	3/4"	1.02	6.5	6.6	6	.01 / .02	10 ea / 10 pr
441090	441090-1	1-3/8"	3/4"	0.58	12.8	7.5	6	.01 / .02	10 ea / 10 pr
441094	441094-1	1-7/8"	1"	1.04	12.8	13.3	15	.01 / .02	10 ea / 10 pr
441142	441142-1	1-7/8"	1"	1.44	12.8	18.4	21	.01 / .02	10 ea / 10 pr
441143	441143-1	1-7/8"	1"	1.44	12.8	18.4	21	.01 / .02	10 ea / 10 pr
441157	441157-1	1-15/16"	1"	2.1/0.59	12.8	26.88/8.26	32/3	.02 / .04	10 ea / 10 pr

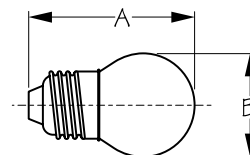
These Double Contact Bayonet Base Light Bulbs are a general purpose incandescent light. Constructed of heavy duty glass bulb housing and filament for break resistance and longevity with nickel plated brass base for positive contact. 441143 bulb has a red lens. 441034 and 441157 (pictured) are dual filament bulbs. 441082 is 6.5VDC; all others are 12.8VDC.

⚠ WARNING: Cancer and Reproductive Harm - www.P65Warnings.ca.gov



MEDIUM SCREW BASE LIGHT BULB

Brass Base



Bulk	Display	A	B	Amps	Volts	Watts	Wt.(lb.)	Std. Pack
441027	441027-1	2-1/2"	1-9/16"	1.25	12	15	.03	10 ea

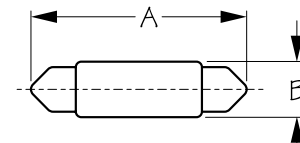
This Medium Screw Base Light Bulb is a general purpose incandescent light. Constructed of heavy duty glass bulb housing and filament for break resistance and longevity with an Edison-style, single contact brass base. 15W. 12VDC.

⚠ WARNING: Cancer and Reproductive Harm - www.P65Warnings.ca.gov



FESTOON LIGHT BULB

Nickel Plated Brass Base



Bulk	Display	A	B	Amps	Volts	Watts	Candle Power	Wt.(lb.)	Std. Pack
441035	441035-1	1-5/8"	7/16"	0.77	12.8	10	10	.01 / .02	10 ea / 10 pr
441070	441070-1	1-9/16"	7/16"	1.17	12.8	15	12	.01 / .02	10 ea / 10 pr
441071	441071-1	1-3/16"	7/16"	0.72	12.8	10	6	.01 / .02	10 ea / 10 pr
441854	441854-1	1-1/4"	5/16"	0.72	12.8	10	6	.01 / .02	10 ea / 10 pr
441209	441209-1	1-3/16"	3/8"	0.25	12.8	5	2	.01 / .02	10 ea / 10 pr
441211	441211-1	1-11/16"	7/16"	1.17	12.8	15	12	.01 / .02	10 ea / 10 pr
441212	441212-1	1-11/16"	7/16"	0.72	12.8	10	6	.01 / .02	10 ea / 10 pr

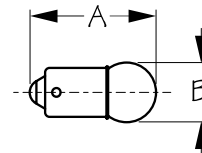
Festoon Light Bulbs are double ended bulbs that resemble AGC style glass fuses and are often used for marine navigation lighting. They give off a warm, incandescent white light. Constructed of heavy duty glass bulb housing and filament for break resistance and longevity with nickel plated brass base ends for positive contact. 12.8VDC.

⚠ WARNING: Cancer and Reproductive Harm - www.P65Warnings.ca.gov



MINI BAYONET BASE LIGHT BULB


Nickel Plated Brass Base



Bulk	Display	A	B	Amps	Volts	Watts	Candle Power	Wt.(lb.)	Std. Pack
441053	441053-1	15/16"	7/16"	0.12	12.8	1.7	1	.01 / .02	10 ea / 10 pr
441057	441057-1	1-1/16"	9/16"	0.2	12.8	3.4	2	.01 / .02	10 ea / 10 pr

These Mini Bayonet Base Light Bulbs are a general purpose incandescent light. Constructed of heavy duty glass bulb housing and filament for break resistance and longevity with nickel plated, single contact brass base for positive contact. 12.8VDC.

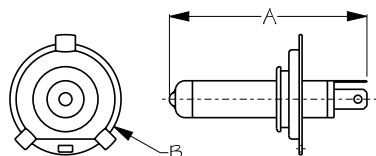
⚠ WARNING: Cancer and Reproductive Harm - www.P65Warnings.ca.gov

**HALOGEN FLOOD LIGHT BULB**

Nickel Plated Brass/Glass

Bulk	Display	A	B	Amps	Volts	Watts	Style	Wt.(lb.)	Std. Pack
n/a	405111-1	13/16"	3-15/16"	4.58	12	55	H3	.02	5 ea

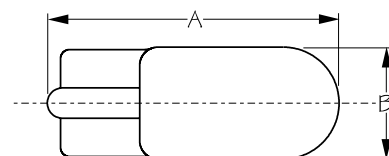
Replacement Bulb for 405110-1, 405115-1, & 405510. PK22S base type.

⚠ WARNING: Cancer and Reproductive Harm - www.P65Warnings.ca.gov**HALOGEN FLOOD LIGHT BULB**

Nickel Plated Brass/Glass

Bulk	Display	A	B	Amps	Volts	Watts	Style	Wt.(lb.)	Std. Pack
405969	n/a	3"	1-11/16"	8.3/7.5	12	100/90	H4	.06	5 ea

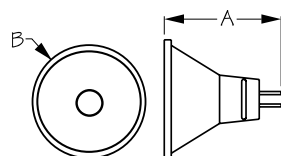
Replacement Bulb for 405610-3. P43T base type.

⚠ WARNING: Cancer and Reproductive Harm - www.P65Warnings.ca.gov**WEDGE BASE LIGHT BULB**

Glass

Bulk	Display	A	B	Amps	Volts	Watts	Base	Candle Power	Wt.(lb.)	Std. Pack
441194	441194-1	1"	3/8"	0.27	12.8	3.8	194	2	.01 / .02	10 ea / 10 pr

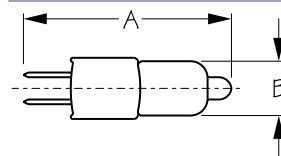
Similar to a bi-pin connector, a Wedge Base Light Bulb uses two wires that extend into the bulb and are bent up onto the sides of the base where they make contact with the socket. Compression force holds the bulb in the socket to prevent it from loosening from vibration. Ideal for inside or under cabinets and shelves. 12.8VDC.

⚠ WARNING: Cancer and Reproductive Harm - www.P65Warnings.ca.gov**HALOGEN BULB WITH REFLECTOR MR-16**

Glass

Bulk	Display	A	B	Amps	Volts	Watts	Style	Candle Power	Wt.(lb.)	Std. Pack
441816	441816-1	1-3/4"	2"	0.83	12.8	10	MR-16	500	.06	10 ea

MR-16 Halogen Bulbs with Reflectors and bi-pin base. 10W. 500 candlepower. 12.8VDC.

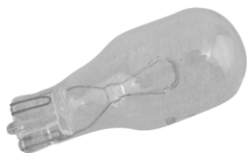
⚠ WARNING: Cancer and Reproductive Harm - www.P65Warnings.ca.gov**HALOGEN LIGHT BULB**

Glass

Bulk	Display	A	B	Amps	Volts	Watts	Candle Power	Wt.(lb.)	Std. Pack
441890	441890-1	1-1/4"	5/16"	1.66	12.8	10	350	.01 / .02	10 ea / 10 pr
441891	441891-1	1-1/4"	5/16"	1.66	12.8	20	700	.01 / .02	10 ea / 10 pr

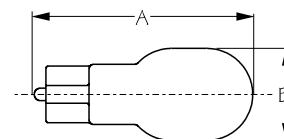
JC type, bi-pin, G4 style Halogen Light Bulb. 10W or 20W. 350 or 700 candlepower. 12.8VDC.

⚠ WARNING: Cancer and Reproductive Harm - www.P65Warnings.ca.gov



WEDGE BASE LIGHT BULB

Glass



Bulk	Display	A	B	Amps	Volts	Watts	Base/Color	Candle Power	Wt.(lb.)	Std. Pack
441906	441906-1	1-3/8"	9/16"	0.69	12.8	9.0	906/White	6	.01 / .02	10 ea / 10 pr

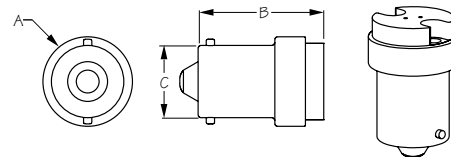
Similar to a bi-pin connector, a Wedge Base Light Bulb uses two wires that extend into the bulb and are bent up on the sides of the base where they make contact with the socket. Compression force holds the bulb in the socket to prevent loosening from vibration. Ideal for inside or under cabinets and shelves. 12.8VDC.

⚠ WARNING: Cancer and Reproductive Harm - www.P65Warnings.ca.gov



SINGLE CONTACT BAYONET BASE G4 ADAPTER

Nickel Plated Brass



Bulk	Display	A	B	C	Base Type	Wt.(lb.)	Std. Pack
n/a	442041-1	3/4"	1-1/16"	9/16"	BA15S	.01	5 ea

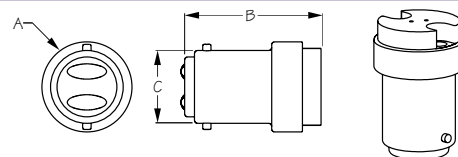
Adapts any G4 bi-pin style halogen bulb to a BA15S Single Contact Bayonet Base for use in standard marine light sockets. Constructed of nickel plated brass.

⚠ WARNING: Cancer and Reproductive Harm - www.P65Warnings.ca.gov



DOUBLE CONTACT BAYONET BASE G4 ADAPTER

Nickel Plated Brass



Bulk	Display	A	B	C	Base Type	Wt.(lb.)	Std. Pack
n/a	442042-1	3/4"	1-1/16"	9/16"	BA15D	.01	5 ea

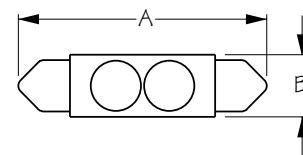
Adapts any G4 bi-pin style halogen bulb to a BA15D Double Contact Bayonet Base for use in standard marine light sockets. Constructed of nickel plated brass.

⚠ WARNING: Cancer and Reproductive Harm - www.P65Warnings.ca.gov



LED FESTOON

Nickel Plated Brass



Bulk	Display	A	B	Amps	Volts	Watts	Light Color	LEDs	Wt.(lb.)	Std. Pack
442131	442131-1	1-1/4"	3/8"	40 mA	12.8	0.5	White	1	.01	5 ea
442142	442142-1	1-5/8"	3/8"	70 mA	12.8	0.8	White	2	.01	5 ea

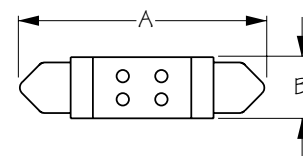
LED Festoons are recommended for indoor use only. Constructed of nickel plated brass.

⚠ WARNING: Cancer and Reproductive Harm - www.P65Warnings.ca.gov



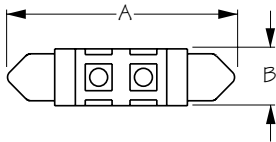
LED FESTOON

Nickel Plated Brass



Bulk	Display	A	B	Amps	Volts	Watts	Light Color	LEDs	Wt.(lb.)	Std. Pack
442232	442232-1	1-1/4"	3/8"	20 mA	12.8	0.24	White	4	.01	10 ea
442236	442236-1	1-1/2"	3/8"	20 mA	12.8	0.24	White	4	.01	10 ea
442237	442237-1	1-1/2"	3/8"	20 mA	12.8	0.24	White	6	.01	10 ea
442244	442244-1	1-3/4"	3/8"	30 mA	12.8	0.40	White	6	.01	10 ea
442245	442245-1	1-3/4"	3/8"	30 mA	12.8	0.40	White	8	.01	10 ea

⚠ WARNING: Cancer and Reproductive Harm - www.P65Warnings.ca.gov

**ALL AROUND LED FESTOON**

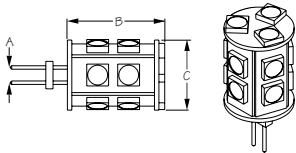
Nickel Plated Brass



Bulk	Display	A	B	Amps	Volts	Watts	Light Color	LEDs	Wt.(lb.)	Std. Pack
442431	442431-1	1-1/4"	3/8"	30 mA	12.8	0.4	White	4	.01	5 ea
442436	442436-1	1-1/2"	3/8"	55 mA	12.8	0.6	White	8	.01	5 ea
442439	442439-1	1-9/16"	3/8"	60 mA	12.8	0.7	White	8	.01	5 ea
442444	442444-1	1-3/4"	3/8"	80 mA	12.8	1	White	12	.01	5 ea

All Around LED Festoon is for interior installations only. Constructed of nickel plated brass.

⚠WARNING: Cancer and Reproductive Harm - www.P65Warnings.ca.gov

**WARM WHITE LED G4 BASE BULB**

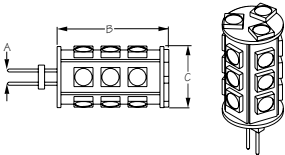
Nickel Plated Brass/Plastic



Bulk	Display	A	B	C	Lumens	Watts/Volts	Light Color	LEDs	Wt.(lb.)	Std. Pack
n/a	442642-1	4 MM	1"	5/8"	225	2/12	Warm White	13	.01	5 ea

These Warm White LED G4 Base Bulbs feature a bi-pin base with 13 high quality LEDs that produce 225 lumens. The equivalent of a 15W halogen bulb with an energy efficient 2W power consumption. These bulbs boast 360° omnidirectional light distribution and 50,000 service life hours. Constructed of nickel plated brass and plastic. For use with 12VDC systems only.

⚠WARNING: Cancer and Reproductive Harm - www.P65Warnings.ca.gov

**WARM WHITE LED G4 BASE BULB**

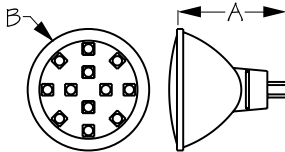
Nickel Plated Brass/Plastic



Bulk	Display	A	B	C	Lumens	Watts/Volts	Light Color	LEDs	Wt.(lb.)	Std. Pack
n/a	442643-1	4 MM	1-3/16"	5/8"	290	3/12	Warm White	18	.01	5 ea

These Warm White LED G4 Base Bulbs feature a bi-pin base with 18 high quality LEDs that produce 290 lumens. The equivalent of a 20W halogen bulb with an energy efficient 3W power consumption. These bulbs boast 360° omnidirectional light distribution and 50,000 service life hours. Constructed of nickel plated brass and plastic. For use with 12VDC systems only.

⚠WARNING: Cancer and Reproductive Harm - www.P65Warnings.ca.gov

**DAYLIGHT MR-16 LED BULB WITH REFLECTOR**

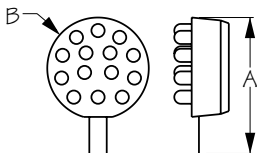
Glass



Bulk	Display	A	B	Amps	Volts	Watts	Light Color	LEDs	Wt.(lb.)	Std. Pack
442816	442816-1	1-15/16"	1-15/16"	70 mA	12/24	2.4	White	12	.07	10 ea

Daylight MR-16 LED Bulb with Reflector features 12 LEDs with a low amp draw (70 mA) and domed lens. 6000K. 12 or 24VDC.

⚠WARNING: Cancer and Reproductive Harm - www.P65Warnings.ca.gov

**LED G4 BULB**

Plastic



Bulk	Display	A	B	Amps	Volts	Watts	Light Color	LEDs	Wt.(lb.)	Std. Pack
442944	442944-1	1-1/4"	7/8"	60 mA	12.8	0.7	White	14	.01	5 ea

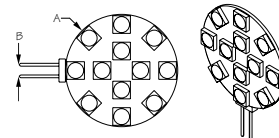
These LED G4 Bulbs feature 14 LEDs with a low amp draw (60 mA) that produce 60 lumens. A direct drop-in replacement for halogen bulbs with a 2-pin GU4 base. These LEDs offer direct 120° illumination with no wasted light. Energy efficient 0.7 watt power consumption. 12VDC. For interior installations only.

⚠WARNING: Cancer and Reproductive Harm - www.P65Warnings.ca.gov



WARM WHITE LED HORIZONTAL G4 BASE BULB


Nickel Plated Brass/Plastic



Bulk	Display	A	B	Base	Lumens	Watts/Volts	Light Color	LEDs	Wt.(lb.)	Std. Pack
n/a	442942-1	1-1/4"	4 MM	G4	200	2.4/12	Warm White	12	.01	5 ea

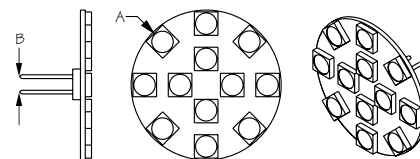
These Warm White LED Horizontal G4 Base Bulbs feature 12 high quality LEDs that produce 200 lumens. Bi-pin base is mounted on the side of the disc for easy plug and play installation. These LEDs offer direct 120° illumination with no wasted light. The equivalent of a 20W halogen bulb with an energy efficient 2.4W power consumption. Rated for 50,000 service life hours. Constructed of nickel plated brass and plastic. For use with 12VDC systems only.

⚠WARNING: Cancer and Reproductive Harm - www.P65Warnings.ca.gov



WARM WHITE LED VERTICAL G4 BASE BULB


Nickel Plated Brass/Plastic



Bulk	Display	A	B	Base	Lumens	Watts/Volts	Light Color	LEDs	Wt.(lb.)	Std. Pack
n/a	442947-1	1-1/4"	4 MM	G4	200	2.4/12	Warm White	12	.01	5 ea

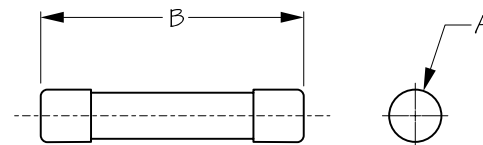
These Warm White LED Vertical G4 Base Bulbs feature 12 high quality LEDs that produce 200 lumens. Bi-pin base is mounted on the back of the disc for easy plug and play installation. These LEDs offer direct 120° illumination with no wasted light. The equivalent of a 20W halogen bulb with an energy efficient 2.4W power consumption. Rated for 50,000 service life hours. Constructed of nickel plated brass and plastic. For use with 12VDC systems only.

⚠WARNING: Cancer and Reproductive Harm - www.P65Warnings.ca.gov



AGC GLASS TUBE FUSE

Nickel Plated Brass/Glass



Bulk	Display	Type	Amps	A	B	Fuses Per Set	Wt.(lb.)	Std. Pack
n/a	444101-1	AGC	1	1/4"	1-1/4"	5	.01	10 sets
n/a	444102-1	AGC	2	1/4"	1-1/4"	5	.01	10 sets
n/a	444103-1	AGC	3	1/4"	1-1/4"	5	.01	10 sets
n/a	444104-1	AGC	4	1/4"	1-1/4"	5	.01	10 sets
n/a	444105-1	AGC	5	1/4"	1-1/4"	5	.01	10 sets
n/a	444157-1	AGC	7.5	1/4"	1-1/4"	5	.01	10 sets
n/a	444110-1	AGC	10	1/4"	1-1/4"	5	.01	10 sets
n/a	444115-1	AGC	15	1/4"	1-1/4"	5	.01	10 sets
n/a	444120-1	AGC	20	1/4"	1-1/4"	5	.01	10 sets
n/a	444125-1	AGC	25	1/4"	1-1/4"	5	.01	10 sets
n/a	444130-1	AGC	30	1/4"	1-1/4"	5	.01	10 sets
n/a	444135-1	AGC	35	1/4"	1-1/4"	5	.01	10 sets
n/a	444050-1	AGC	50	1/4"	1-1/4"	5	.01	10 sets

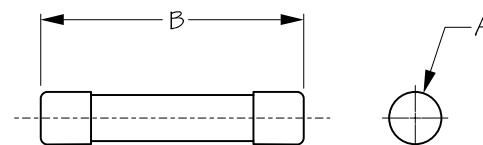
AGC Glass Tube Fuses are sacrificial devices used to provide over-current protection for an electrical circuit. Designed to burn out when the power load exceeds the safe limit, interrupting the current thereby breaking the circuit and protecting the device. Constructed of glass with nickel plated brass contacts.

⚠WARNING: Cancer and Reproductive Harm - www.P65Warnings.ca.gov



AGC STYLE MIXED FUSE KIT

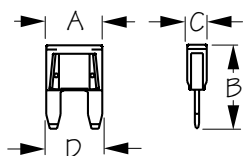
Nickel Plated Brass/Glass



Bulk	Display	A	B	Wt.(lb.)	Std. Pack
n/a	444190-1	1/4"	1-1/4"	.25	10 sets

AGC Style Mixed Fuse Kit includes five each of 3A, 5A, 7.5A, 10A, 15A, and 20A fuses. Constructed of glass with nickel plated brass contacts.

⚠WARNING: Cancer and Reproductive Harm - www.P65Warnings.ca.gov

**ATM MINI STYLE FUSE**

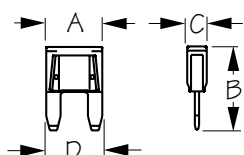
Tin Plated Zinc Alloy/Injection Molded Nylon



Bulk	Display	Type	Amps	A	B	C	D	Fuses Per Set	Wt.(lb.)	Std. Pack
n/a	445002-1	ATM	2	7/16"	5/8"	3/16"	5/16"	5	.01	10 Sets
n/a	445003-1	ATM	3	7/16"	5/8"	3/16"	5/16"	5	.01	10 Sets
n/a	445005-1	ATM	5	7/16"	5/8"	3/16"	5/16"	5	.01	10 Sets
n/a	445007-1	ATM	7.5	7/16"	5/8"	3/16"	5/16"	5	.01	10 Sets
n/a	445010-1	ATM	10	7/16"	5/8"	3/16"	5/16"	5	.01	10 Sets
n/a	445015-1	ATM	15	7/16"	5/8"	3/16"	5/16"	5	.01	10 Sets
n/a	445020-1	ATM	20	7/16"	5/8"	3/16"	5/16"	5	.01	10 Sets
n/a	445025-1	ATM	25	7/16"	5/8"	3/16"	5/16"	5	.01	10 Sets
n/a	445030-1	ATM	30	7/16"	5/8"	3/16"	5/16"	5	.01	10 Sets

ATM Mini Style Fuses are fast acting fuses to provide better protection for electronic devices. For use with Sea-Dog® ATM Mini Style Fuse Holders (445097 and 445098). Constructed of injection molded nylon with tin plated connector blades for superior conductivity and improved corrosion resistance.

⚠WARNING: Cancer and Reproductive Harm - www.P65Warnings.ca.gov

**ATM MINI BLADE STYLE MIXED FUSE KIT**

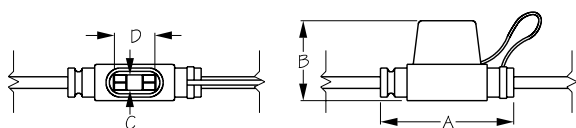
Tin Plated Zinc Alloy/Injection Molded Nylon



Bulk	Display	Type	A	B	C	D	Wt.(lb.)	Std. Pack
n/a	445090-1	ATM	7/16"	5/8"	3/16"	5/16"	.25	10 sets

ATM Mini Blade Style Mixed Fuse Kit includes five each of 3A, 5A, 7.5A, 10A, 15A, and 20A fuses. Constructed of injection molded nylon with tin plated connector blades for superior conductivity and improved corrosion resistance.

⚠WARNING: Cancer and Reproductive Harm - www.P65Warnings.ca.gov

**ATM MINI STYLE INLINE FUSE HOLDER**

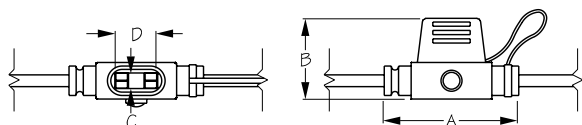
Injection Molded PVC



Bulk	Display	A	B	C	D	Max. Amps	Wire/Length	Wt.(lb.)	Std. Pack
n/a	445098-1	1-9/16"	15/16"	3/16"	1/2"	30	12 ga/6"	.03	5 ea

ATM Mini Style Inline Fuse Holder is designed to accept ATM mini automotive-style spade terminal fuses. For use with Sea-Dog® ATM Mini Style Fuses 445002-445030 (sold separately). Maximum: 30A. 12 gauge 6" AWM wire lead. Constructed of Injection molded PVC. IP67 waterproof rating.

⚠WARNING: Cancer and Reproductive Harm - www.P65Warnings.ca.gov

**ATM MINI STYLE INLINE LED FUSE HOLDER**

Injection Molded PVC



Bulk	Display	A	B	C	D	Max. Amps	Wire/Length	Wt.(lb.)	Std. Pack
445097	445097-1	1-9/16"	15/16"	3/16"	1/2"	30	12 ga/6"	.04	10 ea / 5 ea

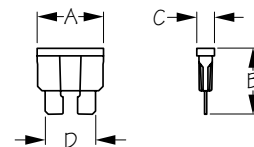
ATM Mini Style Inline LED Fuse Holder features an LED indicator which lights up when the fuse is blown. Designed to accept ATM mini automotive-style spade terminal fuses. For use with Sea-Dog® ATM Mini Style Fuses 445002-445030 (sold separately). Maximum: 30A. 12 gauge 6" AWM wire lead. Constructed of Injection molded PVC. IP67 waterproof rating.

⚠WARNING: Cancer and Reproductive Harm - www.P65Warnings.ca.gov



ATO STYLE FUSE

Tin Plated Zinc Alloy/Injection Molded Nylon



Bulk	Display	Type	Amps	A	B	C	D	Fuses Per Set	Wt.(lb.)	Std. Pack
n/a	445101-1	ATO	1	3/4"	3/4"	3/16"	9/16"	5	.01	10 sets
n/a	445101-2	ATO	1	3/4"	3/4"	3/16"	9/16"	20	.20	5 sets
n/a	445102-1	ATO	2	3/4"	3/4"	3/16"	9/16"	5	.01	10 sets
n/a	445102-2	ATO	2	3/4"	3/4"	3/16"	9/16"	20	.20	5 sets
n/a	445103-1	ATO	3	3/4"	3/4"	3/16"	9/16"	5	.01	10 sets
n/a	445103-2	ATO	3	3/4"	3/4"	3/16"	9/16"	20	.20	5 sets
n/a	445104-1	ATO	4	3/4"	3/4"	3/16"	9/16"	5	.01	10 sets
n/a	445104-2	ATO	4	3/4"	3/4"	3/16"	9/16"	20	.20	5 sets
n/a	445105-1	ATO	5	3/4"	3/4"	3/16"	9/16"	5	.01	10 sets
n/a	445105-2	ATO	5	3/4"	3/4"	3/16"	9/16"	20	.20	5 sets
n/a	445107-1	ATO	7.5	3/4"	3/4"	3/16"	9/16"	5	.01	10 sets
n/a	445107-2	ATO	7.5	3/4"	3/4"	3/16"	9/16"	20	.20	5 sets
n/a	445110-1	ATO	10	3/4"	3/4"	3/16"	9/16"	5	.01	10 sets
n/a	445110-2	ATO	10	3/4"	3/4"	3/16"	9/16"	20	.20	5 sets
n/a	445115-1	ATO	15	3/4"	3/4"	3/16"	9/16"	5	.01	10 sets
n/a	445115-2	ATO	15	3/4"	3/4"	3/16"	9/16"	20	.20	5 sets
n/a	445120-1	ATO	20	3/4"	3/4"	3/16"	9/16"	5	.01	10 sets
n/a	445120-2	ATO	20	3/4"	3/4"	3/16"	9/16"	20	.20	5 sets
n/a	445125-1	ATO	25	3/4"	3/4"	3/16"	9/16"	5	.01	10 sets
n/a	445125-2	ATO	25	3/4"	3/4"	3/16"	9/16"	20	.20	5 sets
n/a	445130-1	ATO	30	3/4"	3/4"	3/16"	9/16"	5	.01	10 sets
n/a	445130-2	ATO	30	3/4"	3/4"	3/16"	9/16"	20	.20	5 sets
n/a	445140-1	ATO	40	3/4"	3/4"	3/16"	9/16"	5	.01	10 sets
n/a	445140-2	ATO	40	3/4"	3/4"	3/16"	9/16"	20	.20	5 sets

ATO Style Fuses are fast acting ATO (open) fuses to provide better protection for electronic devices. Constructed of injection molded nylon with tin plated connector blades for superior conductivity and improved corrosion resistance.

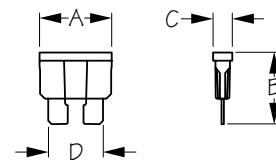
- -1's contain 5 fuses per set
- -2's contain 20 fuses per set

⚠WARNING: Cancer and Reproductive Harm - www.P65Warnings.ca.gov



ATO STYLE MIXED FUSE KITS

Tin Plated Zinc Alloy/Injection Molded Nylon



Bulk	Display	Kit Quantity	A	B	C	D	Wt.(lb.)	Std. Pack
n/a	445154-1	24 Piece	3/4"	3/4"	3/16"	9/16"	.62	10 ea
n/a	445155-1	80 Piece	3/4"	3/4"	3/16"	9/16"	.92	5 ea

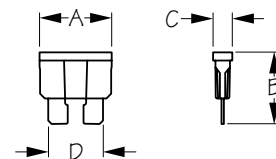
ATO Style Mixed Fuse Kits contain fast acting ATO (open) fuses to provide better protection for electronic devices. 24 piece includes four 3A, four 5A, four 10A, four 15A, four 20A, and four 30A. The 80 piece includes fifteen 3A, fifteen 5A, fifteen 10A, fifteen 15A, ten 20A, and ten 30A. Constructed of injection molded nylon with tin plated connector blades for superior conductivity and improved corrosion resistance.

⚠WARNING: Cancer and Reproductive Harm - www.P65Warnings.ca.gov



ATO STYLE MIXED FUSE KIT

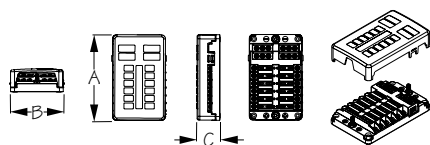
Tin Plated Zinc Alloy/Injection Molded Nylon



Bulk	Display	Type	A	B	C	D	Wt.(lb.)	Std. Pack
n/a	445190-1	ATO	3/4"	3/4"	3/16"	9/16"	.25	10 sets

ATO Style Mixed Fuse Kit includes five each of 3A, 5A, 7.5A, 10A, 15A, and 20A fuses. Constructed of injection molded nylon with tin plated connector blades for superior conductivity and improved corrosion resistance.

⚠WARNING: Cancer and Reproductive Harm - www.P65Warnings.ca.gov



LED INDICATOR ATO/ATC/ATM FUSE/NEGATIVE BLOCK

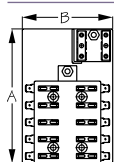
Nickel Plated Copper/Stainless Steel/Injection Molded ABS



Bulk	Display	Terminals	A	B	C	Fastener	Wt.(lb.)	Std. Pack
445185	445185-1	6	3-7/16"	3-3/8"	1-7/16"	#8 FH	.33	4 ea
445188	445188-1	12	5-1/2"	3-3/8"	1-7/16"	#8 FH	.53	4 ea

- Red LED lights indicate when fuse is blown or missing
- Uses ATO/ATC & ATM fuses 1A-30A
- Main line terminal rating is 100A 32VDC max, with M5 metric threaded studs
- Single line terminal rating is 30A 32VDC max, with M4 metric threaded studs
- Includes semi-transparent cover and 71 labels
- Terminals are nickel plated copper with stainless steel screws
- Installs with four #8 FH fasteners (not included)

▲ **WARNING:** Cancer and Reproductive Harm - www.P65Warnings.ca.gov



ATO/ATC FUSE/NEGATIVE BLOCK

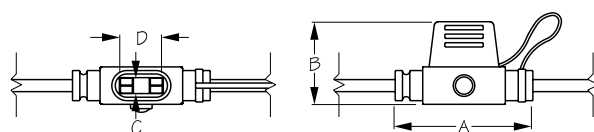
Tin Plated Copper/Injection Molded ABS



Bulk	Display	Terminals	A	B	Fastener	Wt.(lb.)	Std. Pack
445191	445191-1	6	3-3/4"	3-3/8"	#10 RH	.20	5 ea
445193	445193-1	10	5-1/16"	3-3/8"	#10 RH	.40	5 ea

ATO/ATC Fuse Block with Negative Block are used to provide over-current protection to help protect wiring in electrical circuits. For use with Sea-Dog® ATO or ATC Style Fuses 445101-445130, 445190, 445156, and 445157 (sold separately). Maximum: 30A per circuit @ 12VDC. Constructed of injection molded ABS with tin plated copper contact and ground tabs. Installs with four #10 RH fasteners (not included).

▲ **WARNING:** Cancer and Reproductive Harm - www.P65Warnings.ca.gov



ATO/ATC STYLE INLINE LED FUSE HOLDER

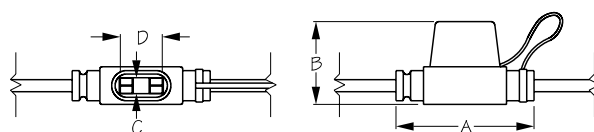
Injection Molded PVC



Bulk	Display	A	B	C	D	Max. Amps	Wire/Length	Wt.(lb.)	Std. Pack
445197	445197-1	1-1/4"	1"	3/16"	3/4"	30	12 ga/6"	.05	10 ea / 5 ea

ATO/ATC Style Inline LED Fuse Holder features an LED indicator which lights up when the fuse is blown. Designed to accept ATO/ATC automotive-style spade terminal fuses. For use with Sea-Dog® ATO or ATC Style Fuses 445101-445130, 445190, 445156, and 445157 (sold separately). 12 gauge 6" AWM wire lead. Maximum: 30A. IP67 waterproof rating.

▲ **WARNING:** Cancer and Reproductive Harm - www.P65Warnings.ca.gov



ATO/ATC STYLE INLINE FUSE HOLDER

Injection Molded PVC



Bulk	Display	A	B	C	D	Max. Amps	Wire/Length	Wt.(lb.)	Std. Pack
n/a	445198-1	1-1/4"	1"	3/16"	3/4"	30	12 ga/6"	.05	5 ea

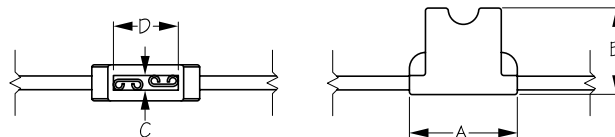
ATO/ATC Style Inline Fuse Holder is designed to accept ATO/ATC automotive-style spade terminal fuses. For use with Sea-Dog® ATO or ATC Style Fuses 445101-445130, 445190, 445156, and 445157 (sold separately). 12 gauge 6" AWM wire lead. Maximum: 30A. IP67 waterproof rating.

▲ **WARNING:** Cancer and Reproductive Harm - www.P65Warnings.ca.gov



INLINE FUSE HOLDER - ATO/ATC

Injection Molded Fiberglass Reinforced Nylon



Bulk	Display	A	B	C	D	Max. Amps	Wire/Length	Wt.(lb.)	Std. Pack
445199	445199-1	1-1/4"	1"	3/16"	3/4"	30 A	14 ga/4" Side	.04	10 ea

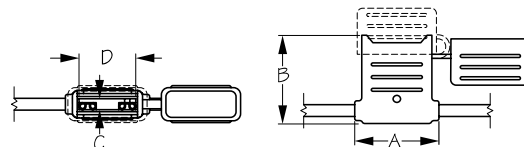
ATO/ATC Inline Fuse Holder is designed to accept ATO/ATC automotive-style spade terminal fuses. For use with Sea-Dog® ATO or ATC Style Fuses 445101-445130, 445190, 445156, and 445157 (sold separately). Maximum: 30A. 14 gauge 4" AWG wire lead. Constructed of injection molded, fiberglass reinforced nylon.

⚠ WARNING: Cancer and Reproductive Harm - www.P65Warnings.ca.gov



INLINE FUSE HOLDER - MAXI

Injection Molded PVC



Bulk	Display	A	B	C	D	Max. Amps	Wire/Length	Wt.(lb.)	Std. Pack
445299	445299-1	1-7/8"	1-15/16"	1/4"	1-1/4"	35	8 ga/5" Side	.16	5 ea

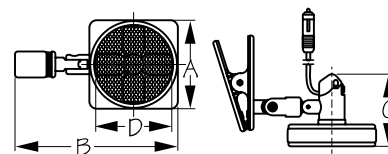
Maxi Inline Fuse Holder is designed to accept Maxi style fuses (not included). Constructed of injection molded PVC. Maximum: 35A.

⚠ WARNING: Cancer and Reproductive Harm - www.P65Warnings.ca.gov



CLAMP-ON MOUNT FAN

ABS Housing



Bulk	Display	A	B	C	D	Amps	Volts	Watts	Wt.(lb.)	Std. Pack
n/a	450110-1	5-5/16"	10"	4-1/4"	4-5/8"	0.28/0.38	12	3.4/4.5	.81	1 ea

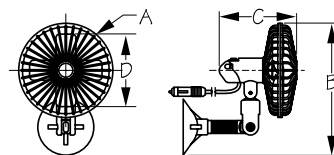
The Clamp-On Mount Fan can be mounted almost anywhere. 6' cord plugs into a 12VDC power socket. Features an integral high/low speed switch. Constructed of impact resistant ABS plastic. Amps: high 0.38A, low 0.28A. Watts: high 4.5W, low 3.4W.

⚠ WARNING: Cancer and Reproductive Harm - www.P65Warnings.ca.gov



SUCTION CUP MOUNT FAN

ABS Housing



Bulk	Display	A	B	C	D	Amps	Volts	Watts	Wt.(lb.)	Std. Pack
n/a	450120-1	5-7/8"	8-1/4"	4-3/4"	4-1/2"	0.28/0.38	12	3.4/4.5	.56	1 ea

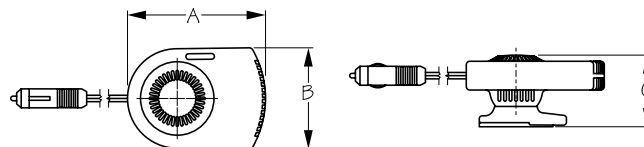
The Suction Cup Mount Fan can be mounted almost anywhere. 6' cord plugs into a 12VDC power socket. Features an integral high/low speed switch. Constructed of impact resistant ABS plastic. Amps: high 0.38A, low 0.28A. Watts: high 4.5W, low 3.4W.

⚠ WARNING: Cancer and Reproductive Harm - www.P65Warnings.ca.gov



CERAMIC HEATER

ABS Housing



Bulk	Display	A	B	C	Amps	Volts	Watts	BTU	Wt.(lb.)	Std. Pack
n/a	450150-1	5-15/16"	4-5/16"	3-1/16"	12.5	12	150	550	.94	1 ea

Ceramic Heater works great for keeping small windows clear of condensation. Not intended for cabin heating in large areas. 5-1/2' cord plugs into a 12VDC power socket. Base pivots and rotates and can be attached with Velcro strip (included).

⚠ WARNING: Cancer and Reproductive Harm - www.P65Warnings.ca.gov

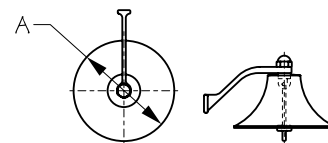
10

Bells	Tools
Paddles	Oarlocks & Sockets
Boat Hooks & Accessories	Drink Holders
Flagpole Sockets	Shock Cords
Pumps	Hooks & Tie Downs
Faucets	Vents
Drain Tubes	Winch Accessories
Thru Hulls	Various Boat Accessories
Motor Accessories	

Miscellaneous

**BELL**

Cast Polished Brass



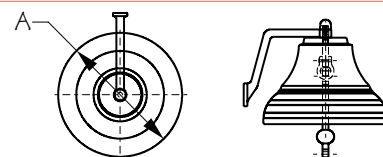
Bulk	Display	Finish	A	Fastener	Wt.(lb.)	Std. Pack
455000	455000-3	Brass	6"	#6 FH	1.32	1 ea
455001	455001-3	Chrome	6"	#6 FH	1.28	1 ea
455720	455720-3	Brass	8"	#6 FH	2.63	1 ea
455721	455721-3	Chrome	8"	#6 FH	2.76	1 ea

These Bells feature traditional styling. 8" Bells meet Coast Guard, ABYC, and NMMA requirements (200 cm mouth opening and striker mass no less than 3% of mass of the bell) for use on vessels 12m (39.4') to 20m (65.6') in length. Includes hanger and wall mounted bracket for easy installation. Constructed of improved cast brass (not lower grade spun brass). Installs with two #6 FH fasteners (not included). Available in mirror polished brass or chrome plated finish.

⚠ **WARNING:** Cancer and Reproductive Harm - www.P65Warnings.ca.gov

**HEAVY DUTY BRASS BELL**

Cast Polished Brass



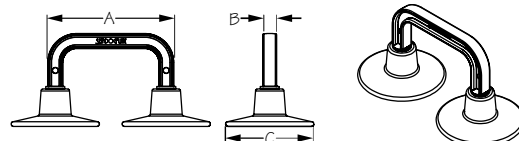
Bulk	Display	A	Fastener	Wt.(lb.)	Std. Pack
455880	455880-3	8"	#8 FH	3.00	1 ea

These Heavy Duty Brass Bells feature traditional styling. Bells meet Coast Guard, ABYC, and NMMA requirements (200 cm mouth opening and striker mass no less than 3% of mass of the bell) for use on vessels 12m (39.4') to 20m (65.6') in length. Constructed of improved cast brass (not lower grade spun brass). Installs with two #8 FH fasteners (not included). Includes hanger and wall mounted bracket for easy installation.

⚠ **WARNING:** Cancer and Reproductive Harm - www.P65Warnings.ca.gov

**SUCTION CUP HANDLE**

Injection Molded Nylon/Nitrile-Buna Rubber



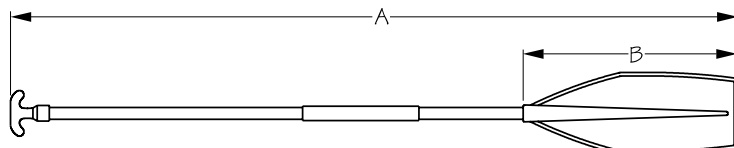
Bulk	Display	A	B	C	Wt.(lb.)	Std. Pack
n/a	490050-1	5-7/8"	5/8"	4"	.42	1 ea

Portable, dual suction cup handle installs instantly. Mounts in any direction on any non-porous surface. Easily mount and re-mount with no marks or damage to hull. No holes, screws, or tools required. Ideal for cleaning waterlines or boat bottoms while swimming or from a dinghy. Attach to your paddleboard or kayak for an extra handle during transport. For use above or below the waterline. Constructed of non-corrosive injection molded nylon and Nitrile-Buna rubber. Designed to assist grip not to leverage full body weight.

⚠ **WARNING:** Cancer and Reproductive Harm - www.P65Warnings.ca.gov

**T-HANDLE PADDLE**

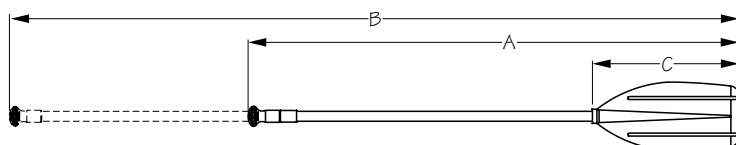
Injection Molded Nylon/Aluminum



Bulk	Display	A	B	Wt.(lb.)	Std. Pack
n/a	490100-1	48"	18"	1.22	2 ea

This economically priced T-Handle Paddle is a fixed 48" length. Constructed of aluminum with an injection molded nylon blade.

⚠ **WARNING:** Cancer and Reproductive Harm - www.P65Warnings.ca.gov

**TELESCOPIC PADDLE**

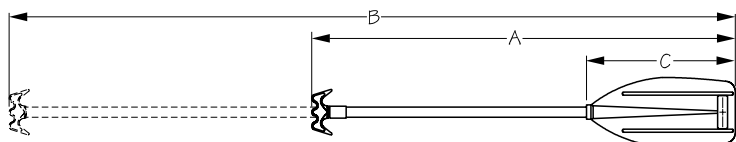
Injection Molded Nylon/Aluminum



Bulk	Display	A	B	C	Wt.(lb.)	Std. Pack
n/a	490250-1	39-1/2"	60"	14-3/4"	1.06	2 ea

This Telescopic Paddle features an adjustable length shaft for easy storage. The round handle allows length adjustment without blade to handle misalignment. Economically priced! Constructed of aluminum tubing with an injection molded nylon blade.

⚠ WARNING: Cancer and Reproductive Harm - www.P65Warnings.ca.gov

**BOAT HOOK TELESCOPIC PADDLE**

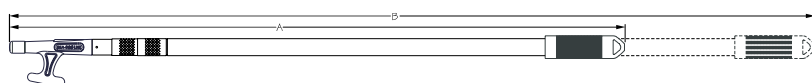
Injection Molded Nylon/Aluminum



Bulk	Display	A	B	C	Closed Pole Diameter	Wt.(lb.)	Std. Pack
n/a	490300-1	44-1/2"	72"	14-3/4"	1"	1.16	2 ea

This combination Boat Hook Paddle has a grab hole in paddle and a double hook handle. Telescopes to 6' for maximum reach or retracts to 44-1/2" for easy storage. Constructed of aluminum tubing with an injection molded nylon blade.

⚠ WARNING: Cancer and Reproductive Harm - www.P65Warnings.ca.gov

**SEA-DOG® BOAT HOOK**

Injection Molded Nylon/Aluminum

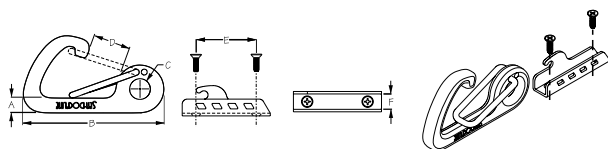


Bulk	Display	A	B	Closed Pole Diameter	Style	Wt.(lb.)	Std. Pack
n/a	491012-1	48"	n/a	1-1/8"	1 Piece	.50	10 ea
n/a	491013-1	72"	n/a	1-1/8"	1 Piece	.70	10 ea
n/a	491021-1	24"	36"	1-1/8"	2 Piece	.40	10 ea
n/a	491024-1	48"	96"	1-1/8"	2 Piece	1.00	10 ea
n/a	491034-1	36"	96"	1-1/4"	3 Piece	1.00	10 ea
n/a	491036-1	56"	144"	1-1/4"	3 Piece	1.20	10 ea
n/a	491050-1	Replacement Cap				.01	1 ea
n/a	491051-1	Replacement Hook for 491021-1 thru 491036-1				.04	1 ea
n/a	491052-1	Replacement Hook for 491012-1 and 491013-1				.06	1 ea

Sea-Dog® Boat Hooks feature a threaded end attachment and comfort grip handle. Includes a four-point hook attachment coated in soft, over-molded rubber to protect your boat from scuffs and scratches. Its buoyant design keeps the boat hook afloat for more than 5 minutes. The bright orange rubber tip is highly visible and removes for accessory attachment. Fits all Sea-Dog® Boat Hook accessories, as well as any competitor's accessories featuring universal/Acme threads. Small Hook Replacement is used on 491021-1 thru 491036-1. Large Hook Replacement is used on 491012-1 and 491013-1. Constructed of high quality, durable, marine grade aluminum tubing with injection molded nylon hook.



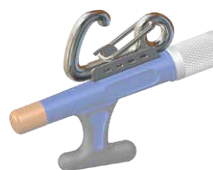
⚠ WARNING: Cancer and Reproductive Harm - www.P65Warnings.ca.gov

**BOAT HOOK MOORING BUOY SNAP KIT**

Investment Cast 316 Stainless/Stamped 304 Stainless Steel



Bulk	Display	A	B	C	D	E	F	Fastener	Wt.(lb.)	Std. Pack
n/a	491055-1	3/8"	4"	5/8"	7/8"	1-3/4"	7/16"	#8 FH	.42	5 ea
n/a	491056-1	Boat Hook Keeper Plate Only							#8 FH	.06

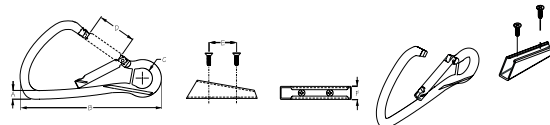


The Boat Hook Mooring Buoy Snap Kit is the convenient and easy solution for attaching a mooring line to a buoy or cleat. Using the included keeper plate, these channeled snaps fit onto the end of boat hooks or other poles, turning a challenging task into a quick and simple process. The kit includes the snap hook, keeper plate, and fasteners for attaching the keeper plate. Sea-Dog® Boat Hooks have pre-drilled mounting holes for easy installation. Truly an advantage on high bowed vessels by simply reaching out with the boat pole, hook the carabiner on the inside of the attachment point, then pull back on the boat pole. The carabiner snaps shut as it slides free of the pole, securely clipping to the mooring eye or cleat. Constructed of investment cast 316 stainless steel with stamped 304 stainless steel keeper plate.



LARGE BOAT HOOK MOORING BUOY SNAP KIT

Investment Cast 316 Stainless Steel/Stamped 304 Stainless Steel




Bulk	Display	A	B	C	D	E	F	Fastener	Wt.(lb.)	Std. Pack
491058	491058-1	1/2"	8-1/8"	1-3/16"	2-1/2"	1-11/16"	3/4"	#8 FH	1.27	5 ea

The Large Boat Hook Mooring Buoy Snap Kit is the convenient and easy solution for attaching a mooring line to a buoy or cleat. Using the included keeper plate, these channelled snaps fit onto the end of boat hooks or other poles, turning a challenging task into a quick and simple process. The kit includes the snap hook, keeper plate, and fasteners for attaching the keeper plate. Sea-Dog® Boat Hooks have pre-drilled mounting holes for easy installation. Truly an advantage on high bowed vessels by simply reaching out with the boat pole, hook the carabiner on the inside of the attachment point, then pull back on the boat pole. The carabiner snaps shut as it slides free of the pole, securely clipping to the mooring eye or cleat. The large size works on cleats up to 24". WLL - 2,185 lbs. Constructed of investment cast 316 stainless steel with stamped 304 stainless steel keeper plate.



BOAT HOOK LOCK BUTTON ACCESSORY ADAPTER

Fiberglass Filled Injection Molded Nylon



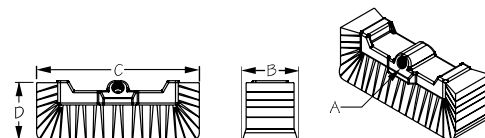
Bulk	Display	A	B	C	Wt.(lb.)	Std. Pack
n/a	491060-1	Universal/Acme Thread	1"	3-1/2"	.05	5 ea

Have an accessory that attaches with a locking button and a universal/Acme threaded boat hook? This Boat Hook Lock Button Accessory Adapter allows the Sea-Dog® Boat Hook/Boat Pole to be used with Shurhold™ and other accessories which have a lock button attachment. Constructed of fiberglass filled injection molded nylon for strength and UV resistance. Boat hook not included.



BOAT HOOK THREE SIDED BRISTLE BRUSH

Injection Molded Nylon, Polypropylene/PVC



Bulk	Display	A	B	C	D	Bristle Type	Wt.(lb.)	Std. Pack
n/a	491070-1	Universal/Acme Thread	3-1/4"	10-1/2"	3-5/8"	Soft (Blue)	.68	1 ea
n/a	491080-1	Universal/Acme Thread	3-1/4"	10-1/2"	3-5/8"	Medium (Yellow)	.68	1 ea
n/a	491090-1	Universal/Acme Thread	3-1/4"	10-1/2"	3-5/8"	Stiff (White)	.68	1 ea

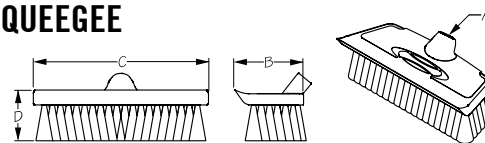
These Three Sided Bristle Brushes fit all Sea-Dog® Boat Hooks/Boat Poles and universal/Acme threaded devices. Available in soft, medium, and stiff bristles. Soft bristles (blue) are scratch resistant for gelcoat, paint, and plastic windows. The medium bristles (yellow) are a good overall brush for textured and non-skid surfaces. Stiff bristles (white) are effective for jobs below the waterline, teak, and other tough cleaning jobs. Side bristles make it easy to clean in hard to reach places. 10-1/2" head is longer than industry standard, covering a larger cleaning area. Constructed of PVC injection molded nylon and polypropylene.

⚠WARNING: Cancer and Reproductive Harm - www.P65Warnings.ca.gov



BOAT HOOK COMBINATION SOFT BRISTLE BRUSH & SQUEEGEE

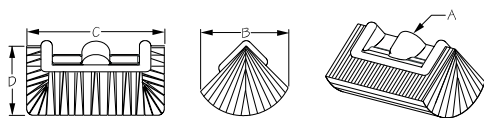
Injection Molded Nylon, Polypropylene/PVC, Rubber



Bulk	Display	A	B	C	D	Bristle Type	Wt.(lb.)	Std. Pack
n/a	491075-1	Universal/Acme Thread	3-1/4"	10-3/8"	2-3/4"	Soft (Blue)	.80	1 ea

The Combination Soft Bristle Brush & Squeegee fits all Sea-Dog® Boat Hooks/Boat Poles and universal/Acme threaded devices. Soft bristles are scratch resistant for gelcoat, paint, and plastic windows. Constructed of PVC injection molded nylon and polypropylene with a marine grade silicone rubber squeegee.

⚠WARNING: Cancer and Reproductive Harm - www.P65Warnings.ca.gov

**BOAT HOOK ANGLED THREE SIDED BRISTLE BRUSH**

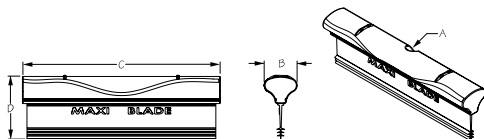
Injection Molded Nylon, Polypropylene/PVC



Bulk	Display	A	B	C	D	Bristle Type	Wt.(lb.)	Std. Pack
n/a	491081-1	Universal/Acme Thread	6"	10-1/4"	4-3/4"	Medium (Yellow)	1.15	1 ea

The Angled Three Sided Bristle Brush fits all Sea-Dog® Boat Hooks/Boat Poles and universal/Acme threaded devices. This angled, medium bristle brush is great for reaching areas below the waterline and overhead hard-to-reach spaces. Constructed of PVC injection molded nylon and polypropylene.

⚠ WARNING: Cancer and Reproductive Harm - www.P65Warnings.ca.gov

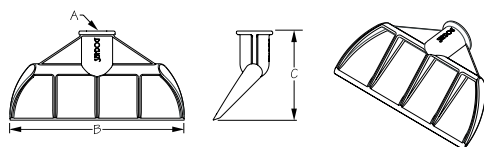
**BOAT HOOK SILICONE SQUEEGEE**

Injection Molded Nylon/Silicone



Bulk	Display	A	B	C	D	Wt.(lb.)	Std. Pack
n/a	491100-1	Universal/Acme Thread	2"	12-1/4"	4"	.52	1 ea

This Silicone Squeegee can be attached to any Sea-Dog® Boat Hook/Boat Pole or universal/Acme threaded device. The wide (12") coverage area easily cleans any type of window or marine surface. Comfort grip allows for manual use in tight spaces. Constructed of injection molded nylon with a heavy duty silicone blade.

**BOAT HOOK HULL SCRAPER**

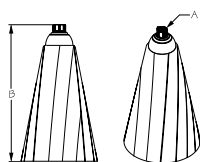
Injection Molded Nylon



Bulk	Display	A	B	C	Wt.(lb.)	Std. Pack
n/a	491108-1	Universal/Acme Thread	6"	3"	.50	1 ea



Boat Hook Hull Scraper can be attached to any Sea-Dog® Boat Hook/Boat Pole or universal/Acme threaded device. Great for waterline cleaning from inside the vessel.

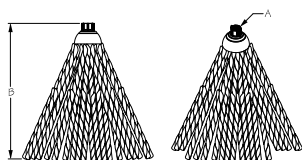
**BOAT HOOK MICROFIBER MOP**

Injection Molded Nylon/Micro Fiber



Bulk	Display	A	B	Wt.(lb.)	Std. Pack
n/a	491105-1	Universal/Acme Thread	15"	.36	1 ea

The soft straps of this Microfiber Mop provides a gentle and effective cleaning action. The fast-drying microfiber is highly absorbent and scratch resistant, preventing water spots. Fits all Sea-Dog® Boat Hooks/Boat Poles and universal/Acme threaded devices.

**BOAT HOOK YARN MOP**

Injection Molded Nylon/Yarn



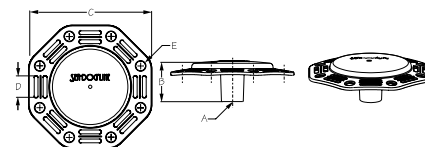
Bulk	Display	A	B	Wt.(lb.)	Std. Pack
n/a	491107-1	Universal/Acme Thread	15"	.46	1 ea

This Yarn Mop features cotton fiber strands, making this an effective cleaning accessory for use in areas that require more pressure. Fits all Sea-Dog® Boat Hooks/Boat Poles or universal/Acme threaded devices.



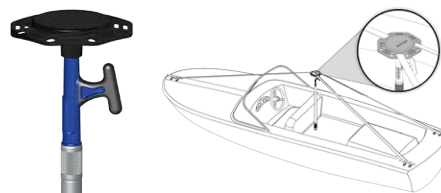
BOAT HOOK MOORING COVER SUPPORT CROWN

Injection Molded Nylon




Bulk	Display	A	B	C	D	E	Wt.(lb.)	Std. Pack
n/a	491110-1	7/8" (Tapered)	2"	6-1/2"	1"	1/2"	.23	5 ea
n/a	491115-1	Strap Kit Only (Contains 3, 15' Straps)					.14	5 sets

This Mooring Cover Support Crown fits the tip of all Sea-Dog® Boat Hooks or universal/Acme threaded devices. The crown supports a mooring cover or canvas top preventing water from pooling due to rain, sleet, or snow. The unique configuration has strap or line attachments designed to secure the support crown in the correct location. Combine any Sea-Dog® Boat Hook with the Mooring Cover Support Crown (491110-1) and Mooring Cover Support Crown Straps (491115-1) for the perfect solution to nature's pooling pressures. Constructed of UV resistant injection molded nylon.



BOAT HOOK MOORING COVER SUPPORT CROWN WEBBING STRAPS

Injection Molded Nylon



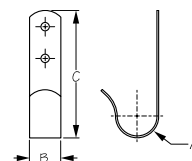
Bulk	Display	A	B	C	Wt.(lb.)	Std. Pack
n/a	491115-1	1"	15'	9-1/4"	.14	5 sets

These Mooring Cover Support Crown Webbing Straps are used for positioning the Mooring Cover Support Crown (491110-1) securely in place. Includes three 15' straps, with a securing loop on one end and an adjustable snap clip on the other. They are designed to set once and then simply clip in and out later for ease of use. Constructed of UV resistant injection molded nylon.



BOAT HOOK BRACKET

Stamped 304 Stainless Steel



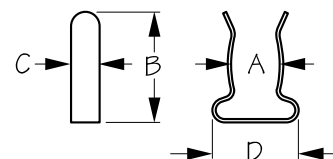
Bulk	Display	A	B	C	Fastener	Wt.(lb.)	Std. Pack
491130	491130-1	1-1/4"	1"	4"	1/4" RH	.20	5 pr

Boat Hook Brackets fit boat hooks up to 1-1/4" in diameter. Corrosion resistant stamped 304 stainless steel construction. Installs with two 1/4" RH fasteners (not included).



BOAT HOOK CLIP

Stamped 304 Stainless Steel



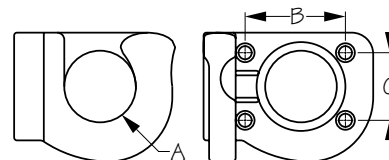
Bulk	Display	A	B	C	D	Fastener	Wt.(lb.)	Std. Pack
491135	491135-1	3/4" to 1"	1-11/16"	7/16"	1-3/8"	#8 RH	.03 / .06	10 ea / 10 pr
491136	491136-1	1" to 1-1/4"	2-3/8"	3/4"	1-13/16"	#8 RH	.06 / .12	10 ea / 10 pr

Boat Hook Clips fit boat hooks from 3/4" — 1-1/4" in diameter. Corrosion resistant stamped 304 stainless steel construction. Installs with two #8 RH fasteners (not included).



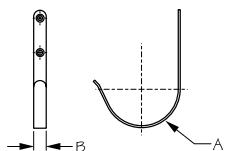
FOLDING POLE STORAGE BRACKET

Injection Molded Nylon/304 Stainless Steel



Bulk	Display	A	B	C	Fastener	Wt.(lb.)	Std. Pack
491140	491140-1	1-1/4"	1-3/4"	1-3/16"	#12 FH	.16 / .32	5 ea / 5 pr

These convenient Folding Pole Storage Brackets fold away when not in use. Accepts poles up to 1-1/4" in diameter. Constructed of corrosion resistant 304 stainless brackets with UV stabilized injection molded nylon hooks. Installs with four #12 FH fasteners (not included).

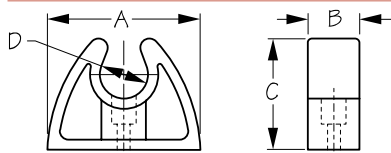
**RING BUOY BRACKET**

Stamped 304 Stainless Steel



Bulk	Display	A	B	Fastener	Wt.(lb.)	Std. Pack
491240	491240-1	4"	3/4"	1/4" FH	.26	1 ea / 10 ea

The Ring Buoy Bracket can accommodate ring buoys up to 4" in width. Constructed of corrosion resistant stamped 304 stainless steel for long life and durability. Ideal for the organization of ropes, water hoses, extension cords, etc. Installs with two 1/4" FH fasteners (not included).

**POLE STORAGE CLIP**

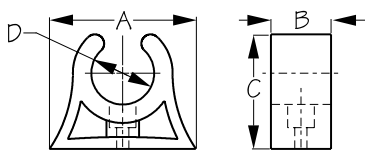
Kraton Rubber



Bulk	Display	A	B	C	D (Pole Size)	Fastener	Color	Wt.(lb.)	Std. Pack
491145	491145-1	2-1/4"	3/4"	1-5/8"	3/4"	#8 RH	Black	.02 / .04	10 ea / 10 pr
n/a	491145-5	Display POP-Pole Storage Clip (3/4")-30 pcs.						.85	1 ea

These Pole Storage Clips fit poles up to 3/4" in diameter. A great way to organize your gear; use them to secure everything from paddles to boat hooks, fishing poles, dip nets, whisker poles, tools, etc. Constructed of Kraton polymerized synthetic rubber for high strength, UV resistance, and heat stability.

⚠ **WARNING:** Cancer and Reproductive Harm - www.P65Warnings.ca.gov

**POLE STORAGE CLIP**

Santoprene Rubber

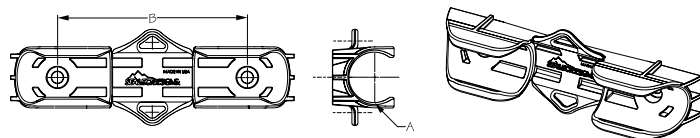


Bulk	Display	A	B	C	D (Pole Size)	Fastener	Color	Wt.(lb.)	Std. Pack
491341	491341-1	1-1/4"	7/16"	15/16"	1/2"	#8 RH	Black	.01 / .02	10 ea / 10 pr
491343	491343-1	1-1/2"	7/16"	1-1/16"	5/8"	#8 RH	Black	.01 / .02	10 ea / 10 pr
491345	491345-1	1-3/4"	3/4"	1-1/4"	3/4"	#8 RH	Black	.02 / .04	10 ea / 10 pr
491349	491349-1	2-1/4"	3/4"	1-5/8"	1"	#8 RH	Black	.03 / .06	10 ea / 10 pr
491351	491351-1	2-15/16"	3/4"	2-1/8"	1-1/4"	#8 RH	Black	.08 / .16	10 ea / 10 pr
491353	491353-1	3-5/16"	3/4"	2-1/2"	1-1/2"	#8 RH	Black	.09 / .18	10 ea / 10 pr

These Pole Storage Clips fit poles from 1/2" — 1-1/2" in diameter. A great way to organize your gear; use them to secure everything from paddles to boat hooks, fishing poles, dip nets, whisker poles, tools, etc. Constructed of injection molded Santoprene rubber for long term durability and dimensional stability.



⚠ **WARNING:** Cancer and Reproductive Harm - www.P65Warnings.ca.gov

**BOAT HOOK/PADDLE CLIP**

Injection Molded Nylon



Bulk	Display	A	B	Fastener	Wt.(lb.)	Std. Pack
491361	491361-1	1-1/8"	4"	1/4" RH	.07	10 ea

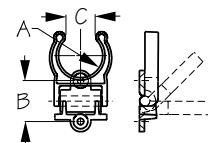


This one-piece Boat Hook/Paddle Clip allows for the simple, one handed storage of your boat hook or paddle. Features leash attachment points for securing a paddle leash. Anti-sag ramps prevent line from getting stuck under the clip when not in use. Constructed of UV stabilized injection molded nylon.



FOLDING STORAGE CLIPS

Injection Molded Nylon



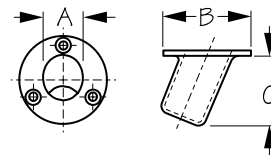
Bulk	Display	A	B	C	Fastener	Wt.(lb.)	Std. Pack
491545	491545-1	3/4"	1"	13/32"	#8 FH	.02 / .04	10 ea / 10 pr
491549	491549-1	1"	1"	5/8"	#8 FH	.02 / .04	10 ea / 10 pr
491550	491550-1	1-1/8"	1"	25/32"	#8 FH	.03 / .06	10 ea / 10 pr
491551	491551-1	1-1/4"	1"	13/16"	#8 FH	.03 / .06	10 ea / 10 pr
491553	491553-1	1-1/2"	1"	15/16"	#8 FH	.04 / .08	10 ea / 10 pr
491555	491555-1	1-3/4"	1"	1-5/32"	#8 FH	.04 / .08	10 ea / 10 pr
491557	491557-1	2"	1"	1-9/32"	#8 FH	.04 / .08	10 ea / 10 pr
491599	n/a	Base Only			#8 FH	.02	10 ea

These convenient Folding Storage Clips fold away when not in use. Accepts poles from 3/4" up to 2" in diameter. Constructed of UV stabilized injection molded nylon. Installs with two #8 FH fasteners (not included).



FLUSH MOUNT FLAGPOLE SOCKET

Investment Cast 316 Stainless Steel



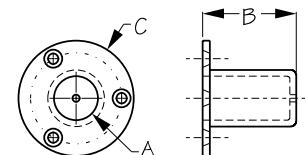
Bulk	Display	A	B	C	Angle	Fastener	Wt.(lb.)	Std. Pack
491713	491713-1	1-1/4"	2-7/8"	2-1/2"	25°	1/4" FH	.63	10 ea

The 25° Flush Mount Flagpole Socket accepts flagpoles up to 1-1/4" in diameter. Maximum speed 10 MPH. Constructed of corrosion resistant investment cast 316 stainless steel, top surface mirror polished. Installs with three #12 FH fasteners (not included).



90° FLUSH MOUNT FLAGPOLE SOCKET

Investment Cast 316 Stainless Steel



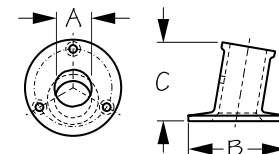
Bulk	Display	A	B	C	Fastener	Wt.(lb.)	Std. Pack
491771	n/a	3/4"	1-5/8"	2"	#8 FH	.60	10 ea

The 90° Flush Mount Flagpole Socket accepts flagpoles up to 3/4" in diameter. Features a 1/8" drain hole. Maximum speed 10 MPH. Constructed of corrosion resistant investment cast 316 stainless steel, top surface mirror polished. Installs with three #8 FH fasteners (not included).



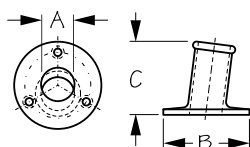
FLAGPOLE SOCKET

Investment Cast 316 Stainless Steel



Bulk	Display	A	B	C	Angle	Fastener	Wt.(lb.)	Std. Pack
491912	491912-1	1"	2-5/8"	2-1/8"	10°	#10 FH	.48	10 ea
491913	491913-1	1-1/4"	2-3/4"	2-5/16"	10°	#10 FH	.62	10 ea

The 10° Flagpole Socket accepts flagpoles either 1" or 1-1/4" in diameter. Set screw holds flagpole in place. Maximum speed 10 MPH. Constructed of corrosion resistant investment cast 316 stainless steel. Installs with three #10 FH fasteners (not included).

**FLAGPOLE SOCKET**

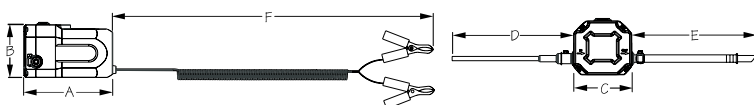
Sand Cast Brass Chrome Plated



Bulk	Display	A	B	C	Angle	Fastener	Wt.(lb.)	Std. Pack
492211	492211-1	3/4"	2"	1-3/4"	10°	#8 FH	.24	10 ea
492212	492212-1	1"	2-1/2"	2"	10°	#8 FH	.33	10 ea
492213	492213-1	1-1/4"	2-3/4"	2-1/8"	10°	#10 FH	.49	10 ea

The 10° Flagpole Socket accepts flagpoles either 3/4", 1", or 1-1/4" in diameter. Maximum speed 10 MPH. Constructed of chrome plated sand cast brass for durability and corrosion resistance. Installs with three FH fasteners (not included).

⚠ WARNING: Cancer and Reproductive Harm - www.P65Warnings.ca.gov

**PREMIUM ELECTRIC OIL PUMP**

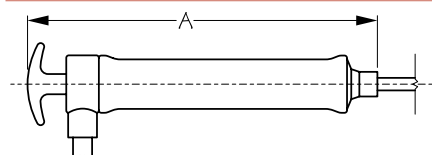
Injection Molded Nylon



Bulk	Display	A	B	C	D	E	F	Inlet Tube Dia.	Wt.(lb.)	Std. Pack
n/a	501072-3	5-1/8"	3-1/8"	3-1/8"	48"	80"	70"	1/4"	1.88	1 ea

This portable, compact, lightweight Premium Electric Oil Pump is easy to use. The self-priming 12V pump attaches to battery terminals with alligator clips and drains oil through the dipstick tube on outboards and sterndrives. Convenient DIY operation saves money on expensive oil changes. Includes 48" inlet and 80" outlet hoses. 12VDC. 60W. Maximum run time: 30 minutes. NOT intended for commercial use. NOT suitable for pumping out transmission oil, water, or flammable liquids. Oil flow rate: 0.84 quarts/min @ 140°F (0.8 liters/min @ 60°C) Diesel flow rate: 1.9 quarts/min @ 75°F (1.8 liters/min @ 23°C)

⚠ WARNING: Cancer and Reproductive Harm - www.P65Warnings.ca.gov

**MANUAL OIL CHANGE PUMP**

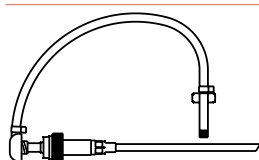
Brass



Bulk	Display	A	Inlet Tube	Outlet Tube	Wt.(lb.)	Std. Pack
502006	502006-1	8-7/8"	5/16" x 24-1/2"	1/2" x 10-3/4"	.45	1 ea

Convenient Manual Oil Change Pump drains oil through the dipstick on inboard and I/O engines. Includes 2 drain tubes.

⚠ WARNING: Cancer and Reproductive Harm - www.P65Warnings.ca.gov

**LOWER UNIT STANDARD PUMP**

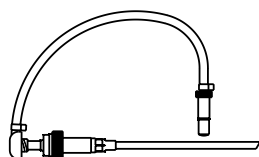
Nylon/Aluminum



Bulk	Display	Description	Thread Pitch	Wt.(lb.)	Std. Pack
n/a	502150H-1	Lower Unit Standard Pump	3/8"-16	.11	1 ea
n/a	502159-1	Yamaha Adapter	8mm-1.25	.01	1 ea

Fits quart oil bottles. Flexible hose gets into hard to reach locations. Threaded (3/8"-16) fitting fits Mercruiser®, OMC®, Evinrude®, Johnson®, Honda® (70hp & up), Volvo®, Force®, Mercury® (US origin models) and Gamefisher® lower units. Includes Yamaha® adapter (8mm-1.25) fitting for Mercury® (Japanese origin models), Yamaha®, Nissan®, Tohatsu®, and Honda®.

⚠ WARNING: Cancer and Reproductive Harm - www.P65Warnings.ca.gov

**LOWER UNIT DELUXE PUMP**

Nylon/Aluminum



Bulk	Display	Description	Thread Pitch	Wt.(lb.)	Std. Pack
n/a	502155-1	Lower Unit Deluxe Pump	3/8"-16	.17	1 ea
n/a	502159-1	Yamaha Adapter 8mm-1.25		.01	1 ea

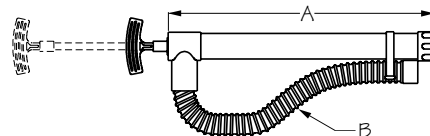
Fits quart oil bottles. Flexible hose gets into hard to reach locations. Metal threaded (3/8"-16) fitting fits Mercruiser®, OMC®, Evinrude®, Johnson®, Honda® (70hp & up), Volvo®, Force®, Mercury® (US origin models) and Gamefisher® lower units. Includes Yamaha® adapter (8mm-1.25) fitting for Mercury® (Japanese origin models), Yamaha®, Nissan®, Tohatsu®, and Honda®.

⚠ WARNING: Cancer and Reproductive Harm - www.P65Warnings.ca.gov



MANUAL BILGE PUMP

Injection Molded PVC/Polypropylene



Bulk	Display	A	B	Strokes Per Gallon	GPM	Wt.(lb.)	Std. Pack
n/a	503124-1	18"	24"	10	6	1.43	1 ea
n/a	503236-1	24"	36"	6	10	1.89	1 ea
n/a	503372-1	36"	72"	4	13	3.08	1 ea

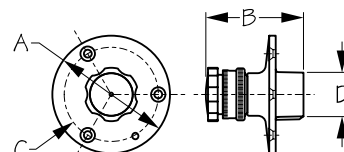
These Manual Bilge Pumps are designed for use in small boats without electrical power or for larger boats in emergencies where power is no longer available. Compact, lightweight, and easy to stow. Foot valve is removable for easy cleaning. Capacities from 6-13 GPM. Pumps feature removable hoses and storage clips. To prevent leaks, hose must be screwed in, NOT pushed in. Constructed of durable UV resistant injection molded PVC and polypropylene.

⚠ WARNING: Cancer and Reproductive Harm - www.P65Warnings.ca.gov



FRESH WATER INLET

Brass Chrome Plated



Bulk	Display	A	B	C	D	Fastener	Wt.(lb.)	Std. Pack
512110	512110-1	2-3/4"	2-3/8"	2-3/16"	1"	#8 FH	.40	10 ea
512119	512119-1	Replacement Cap					.02	10 ea

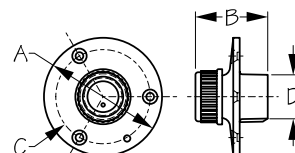
The Fresh Water Inlet is designed to provide hookup to a pressurized water system while moored. Standard female swivel hose connector. Comes complete with a black plastic watertight plug for use when not connected to onshore water. Pipe size: 1/2" FIPT x 3/4" FGHT. Constructed of chrome plated brass. Use 1/2" Allen wrench for installation.

⚠ WARNING: Cancer and Reproductive Harm - www.P65Warnings.ca.gov



WASHDOWN WATER OUTLET

Brass Chrome Plated



Bulk	Display	A	B	C	D	Fastener	Wt.(lb.)	Std. Pack
512120	512120-1	2-3/4"	1-11/16"	2-3/16"	1"	#8 FH	.32	10 ea
512129	512129-1	Replacement Cap					.02	10 ea

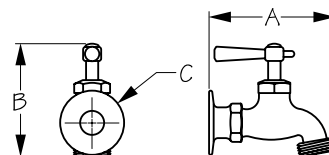
The Washdown Water Outlet lets a hose be hooked up to the onboard water system. Standard male hose connector. Requires separate ball or gate valve to regulate water flow. Pipe size: 1/2" FIPT x 3/4" MGHT. Constructed of chrome plated brass.

⚠ WARNING: Cancer and Reproductive Harm - www.P65Warnings.ca.gov



WASHDOWN FAUCET

Brass Chrome Plated/Zinc Chrome Plated Handle



Bulk	Display	A	B	C	Wt.(lb.)	Std. Pack
512210	512210-1	3-5/8"	3-7/16"	1-13/16"	.52	10 ea

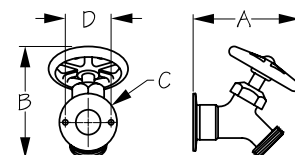
The Washdown Faucet is ideal for exterior fresh water washdown applications. Allows control of water flow on exterior surface. Pipe size: 1/2" FIPT x 3/4" MGHT. Constructed of chrome plated brass.

⚠ WARNING: Cancer and Reproductive Harm - www.P65Warnings.ca.gov



WASHDOWN FAUCET

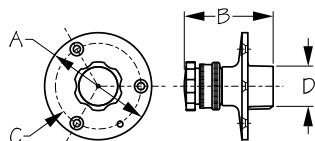
Brass Chrome Plated



Bulk	Display	A	B	C	D	Fastener	Wt.(lb.)	Std. Pack
512220	512220-1	3-1/16"	3-5/16"	1-5/8"	1-5/16"	#4 FH	.55	10 ea

The Washdown Faucet is ideal for exterior fresh water washdown applications. Allows control of water flow on exterior surface. Pipe size: 1/2" FIPT x 3/4" MGHT. Constructed of chrome plated brass.

⚠ WARNING: Cancer and Reproductive Harm - www.P65Warnings.ca.gov

**FRESH WATER INLET**

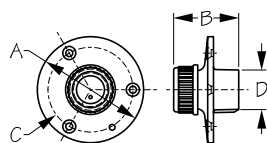
Investment Cast 316 Stainless Steel



Bulk	Display	A	B	C	D	Fastener	Wt.(lb.)	Std. Pack
513110	513110-1	2-3/4"	2-3/8"	2-3/16"	1"	#8 FH	.43	5 ea
512119	512119-1	Replacement Cap					.02	10 ea

The Fresh Water Inlet provides a fresh water hookup to a pressurized water system while moored. Standard female swivel hose connector. Comes with a black plastic watertight plug for use when not connected to onshore water. Pipe size: 1/2" FIPT x 3/4" FGHT. Constructed of corrosion resistant investment cast 316 stainless steel. Use 1/2" Allen wrench for installation.

▲WARNING: Cancer and Reproductive Harm - www.P65Warnings.ca.gov

**WASHDOWN WATER OUTLET**

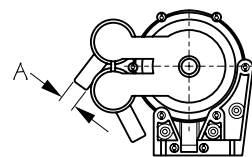
Cast 316 Stainless Steel



Bulk	Display	A	B	C	D	Fastener	Wt.(lb.)	Std. Pack
513120	513120-1	2-3/4"	1-11/16"	2-3/16"	1"	#8 FH	.32	5 ea
512129	512129-1	Replacement Cap					.02	10 ea

The Washdown Water Outlet allows for a garden hose to be hooked up to the onboard water system for use as a washdown system. Standard male hose connector. Requires separate ball or gate valve to regulate water flow. Pipe size: 1/2" FIPT x 3/4" MGHT. Constructed of corrosion resistant investment cast 316 stainless steel.

▲WARNING: Cancer and Reproductive Harm - www.P65Warnings.ca.gov

**GALLEY PUMP**

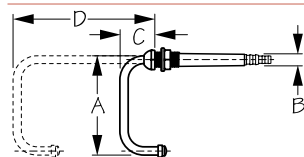
Injection Molded Delrin



Bulk	Display	Output	A	Fastener	Wt.(lb.)	Std. Pack
n/a	517060-3	3 GPM	1/2" Hose	#8 RH	1.90	1 ea
n/a	517065-1	Pump Repair Kit				.10 5 ea

This foot pump delivers a hands-free solution. Ideal for use in tight galley spaces. Smooth self-priming, double action operation, this pump can be run dry without issues. Easy to install with multiple mounting options. 3 gallon per minute capacity. For use with fresh or salt water. Constructed of injection molded Delrin.

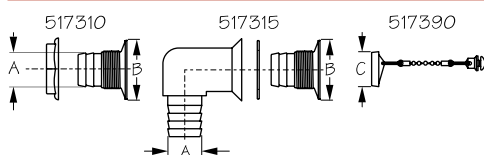
▲WARNING: Cancer and Reproductive Harm - www.P65Warnings.ca.gov

**SWIVELING TELESCOPIC FAUCET**

Aluminum/Plastic



Bulk	Display	A	B	C	D	Wt.(lb.)	Std. Pack
517080	n/a	5"	9/16"	1-5/8"	4-9/16"	.16	1 ea

**SINK DRAIN**

Injection Molded Delrin



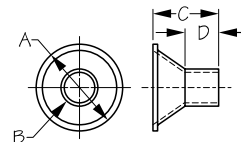
Bulk	Display	Style	A	B	C	Wt.(lb.)	Std. Pack
517310	n/a	Straight 1-1/4"	1"	1-7/8"	1-1/8"	.06	10 ea
517315	n/a	90° 1-1/4"	1"	1-7/8"	1-1/8"	.15	10 ea
517390	n/a	Sink Stopper	n/a	n/a	1-1/8"	.01	10 ea

- Straight 1-1/4" Sink Drain (517310) includes nut
- Sink Drain with 90° Elbow (517315) includes a straight 1-1/4" sink drain (517310) and gasket
- Sink Stopper (517390) sold separately

▲WARNING: Cancer and Reproductive Harm - www.P65Warnings.ca.gov

**SINK FUNNEL DRAIN**

Injection Molded Polyethylene

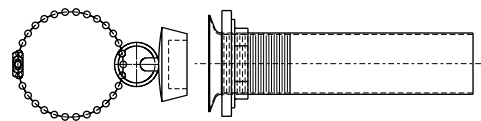


Bulk	Display	A	B (Hose Size)	C	D	Wt.(lb.)	Std. Pack
517336	517336-1	1-3/4"	3/4"	1-5/16"	11/16"	.01	10 ea

Sink Drain Funnel fits Sea-Dog® 2" Drains (517525 and 517526).

⚠ **WARNING:** Cancer and Reproductive Harm - www.P65Warnings.ca.gov**SINK DRAIN TUBE WITH STOPPER**

Chrome/Brass

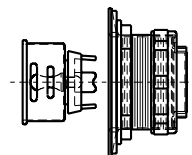


Bulk	Display	Style	Wt.(lb.)	Std. Pack
517515	517515-1	Straight 1-1/4"	.25	1 ea

Sea-Dog® Sink Drain Tube includes stopper with chain. Straight 1-1/4". Constructed of chrome plated brass.

⚠ **WARNING:** Cancer and Reproductive Harm - www.P65Warnings.ca.gov**SINK DRAIN WITH STRAINER**

Zinc/Stainless Steel

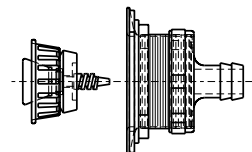


Bulk	Display	Style	Wt.(lb.)	Std. Pack
517525	517525-1	Straight 2"	.30	1 ea

Straight 2".

⚠ **WARNING:** Cancer and Reproductive Harm - www.P65Warnings.ca.gov**SINK DRAIN WITH STRAINER**

Stainless Steel Body/Zinc Cap/Nylon Fittings

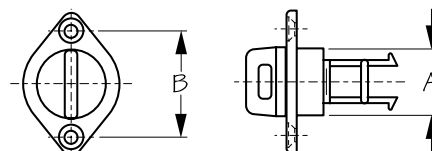


Bulk	Display	Style	Wt.(lb.)	Std. Pack
517526	517526-1	Straight 2"	.48	1 ea

Sea-Dog® Sink Drain with Strainer has 5/8" barb on drain. Straight 2".

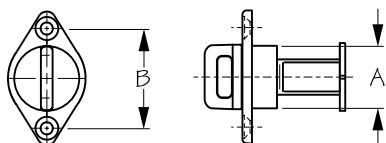
⚠ **WARNING:** Cancer and Reproductive Harm - www.P65Warnings.ca.gov**DRAIN PLUG**

Injection molded Nylon



Bulk	Display	A	B	Fastener	Wt.(lb.)	Std. Pack
520010	520010-1	1"	1-1/2"	#10 FH	.08	10 ea
520021	520021-1	Replacement Plug for 520010, 520020 & 520030			.01 / .02	10 ea / 10 pr
n/a	520021-5	POP Display Replacement Plug for 520010, 520020 & 520030			.55	1 ea

This Drain Plug was designed with a molded-in recess in the base to trap sealant to provide a watertight seal. For transom installations, baitwells, ice chests, tanks, etc.. Constructed of UV resistant injection molded nylon.

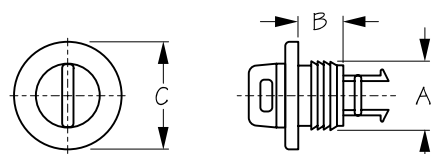
**DRAIN PLUG**

Injection Molded Nylon



Bulk	Display	A	B	Fastener	Wt.(lb.)	Std. Pack
520015	520015-1	1"	1-9/16"	#10 FH	.03	10 ea
520016	520016-1	Replacement Plug			.01 / .02	10 ea / 10 pr

New thread and seal design! This Drain Plug was designed with a molded-in recess in the base to trap sealant to provide a more watertight seal. For transom installation, baitwells, ice chests, tanks, etc. 1" plug with gasket. Constructed of UV resistant injection molded nylon.

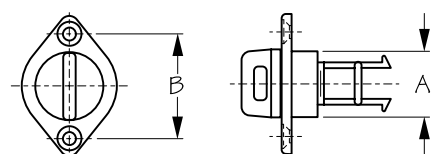
**DRAIN PLUG**

Injection Molded Nylon



Bulk	Display	A	B	C	Wt.(lb.)	Std. Pack
520030	520030-1	1"	11/16"	1-11/16"	.04	10 ea
520021	520021-1	Replacement Plug for 520010, 520020, & 520030			.01 / .02	10 ea / 10 pr
n/a	520021-5	POP Display Replacement Plug for 520010, 520020, & 520030			.55	1 ea

This press fit Drain Plug is designed to fit securely in a 1" hole without the use of fasteners. Compression force works with the ridge design on the body to keep the plug in place. Sealant should be applied prior to installation to ensure a watertight seal. Constructed of UV resistant injection molded nylon.

**DRAIN PLUG**

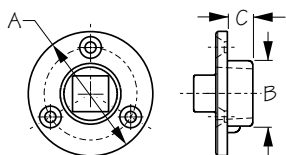
Forged Brass Chrome Plated/Injection Molded Nylon



Bulk	Display	A	B	Fastener	Wt.(lb.)	Std. Pack
520020	520020-1	1"	1-1/2"	#10 FH	.08	10 ea
520021	520021-1	Replacement Plug for 520010, 520020, & 520030			.01 / .02	10 ea / 10 pr
n/a	520021-5	POP Display Replacement Plug for 520010, 520020 & 520030			.55	1 ea

This Drain Plug has a molded-in captive mechanism that keeps the plug in the body, but still allows easy plug removal when needed. Constructed of UV resistant injection molded nylon with chrome plated formed brass base.

⚠ WARNING: Cancer and Reproductive Harm - www.P65Warnings.ca.gov

**GARBOARD DRAIN & PLUG**


Machined Bronze



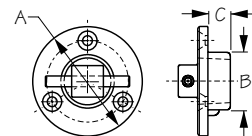
Bulk	Display	Thread Size	A	B	C	Fastener	Wt.(lb.)	Std. Pack
520040	520040-1	1/2" NPT	2"	1"	1/2"	#10 FH	.26	10 ea
520041	520041-1	Replacement Plug					.04	10 ea
n/a	520041-5	Display POP-Replacement Plug for 520040-30 pcs.					1.45	1 ea

The Garboard Drain & Plug provides drainage for bilge during haul-out. 1/2" NPT tapered thread plug provides a watertight seal. 2" diameter flange. Plug has a square top for use with a socket wrench. Constructed of machined bronze. Installs with three #10 FH fasteners (not included).

⚠ WARNING: Cancer and Reproductive Harm - www.P65Warnings.ca.gov

**GARBOARD DRAIN & PLUG**

Die Cast Bronze



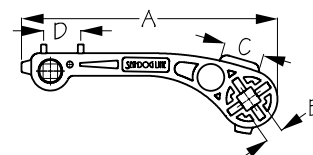
Bulk	Display	Thread Size	A	B	C	Fastener	Wt.(lb.)	Std. Pack
520042	520042-1	1/2" NPT	2"	1"	1/2"	#10 FH	.25	10 ea
520043	520043-1	Replacement Plug					.06	10 ea

The Garboard Drain & Plug provides drainage for bilge during haul-out. 1/2" NPT tapered thread plug provides a watertight seal. 2" diameter flange. Plug has a square T-top for manual tightening or removal. Constructed of die cast bronze. Installs with three #10 FH fasteners (not included).

⚠ **WARNING:** Cancer and Reproductive Harm - www.P65Warnings.ca.gov

**PLUGMATE™**

Injection Molded Polycarbonate/Machined Bronze



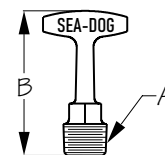
Bulk	Display	A	B	C	D	Plug Included	Wt.(lb.)	Std. Pack
520045	520045-1	8-1/4"	9/16"	1-5/16"	1-3/16"	No/Yes	.13 / .17	10 ea / 1 ea
520041	520041-1	Replacement Plug					.04	10 ea
n/a	520041-5	Display POP-Garboard Replacement Plug-30 pcs.					1.45	1 ea

The Plugmate™ wrench features multiple deck keys. Fits standard garboard plugs as well as "T" style plugs. Constructed of durable injection molded polycarbonate with machined bronze plug. Available in custom colors upon request. 520045-1 includes one replacement plug stored in handle (pictured). 520045 is wrench only (plug not included).

⚠ **WARNING:** Cancer and Reproductive Harm - www.P65Warnings.ca.gov

**GARBOARD DRAIN T-HANDLE PLUG**

Die Cast Bronze



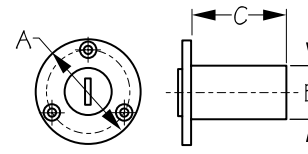
Bulk	Display	A (Thread Size)	B	Wt.(lb.)	Std. Pack
n/a	520047-1	3/4" NPT	3-1/2"	.35	10 ea

3/4" NPT tapered thread provides a watertight seal.

⚠ **WARNING:** Cancer and Reproductive Harm - www.P65Warnings.ca.gov

**GARBOARD DRAIN & PLUG**

Injection Molded Nylon/Acetyl



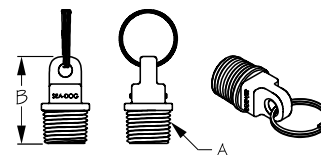
Bulk	Display	A	B	C	Fastener	Wt.(lb.)	Std. Pack
520050	520050-1	2-3/16"	1-1/8"	2"	#8 FH	.06	10 ea
520051	520051-1	Replacement Plug				.01 / .02	10 ea / 10 pr

This Garboard Drain & Plug provides drainage for bilge during haul-out. Design includes integral 1-1/8" acetyl drain tube. Pipe plug ensures a watertight seal with integral O-ring. Constructed of sturdy UV stabilized injection molded nylon. Installs with three #8 FH fasteners (not included).

⚠ **WARNING:** Cancer and Reproductive Harm - www.P65Warnings.ca.gov

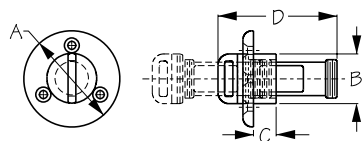
**EMERGENCY GARBOARD DRAIN PLUG**

Injection Molded Nylon



Bulk	Display	A	B	Wt.(lb.)	Std. Pack
520059	520059-1	1/2" NPT	1-9/16"	.01	10 ea / 10 pr
n/a	520059-5	POP Display-30 pcs.		.30	1 ea

The Emergency Garboard Drain Plug features an attached key ring, ensuring you always have a back-up if you lose your garboard plug. Fits most 1/2" NPT threaded drains. For temporary use only. Constructed of injection molded nylon. Optional Cork Key Float sold separately (568010-1).

**CAPTIVE GARBOARD DRAIN & PLUG**

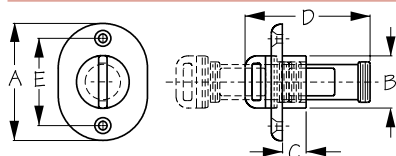
Investment Cast 316 Stainless Steel



Bulk	Display	A	B	C	D	Fastener	Wt.(lb.)	Std. Pack
520060	520060-1	2"	1-1/8"	1/2"	2-5/8"	#8 FH	.30	10 ea
520068	n/a	Replacement Plug and Gasket Only						.15 5 ea
520069	n/a	Replacement Gasket Only						.01 10 ea

This Captive Garboard Drain & Plug is a direct replacement for the bronze, traditional style Sea-Dog® Garboards (520040 and 520042). Captive plug prevents plug from being lost. Constructed of corrosion resistant investment cast 316 stainless steel. Installs with three #8 FH fasteners (not included).

⚠WARNING: Cancer and Reproductive Harm - www.P65Warnings.ca.gov

**OBLONG CAPTIVE GARBOARD DRAIN & PLUG**

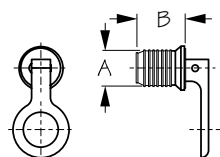
Investment Cast 316 Stainless Steel



Bulk	Display	A	B	C	D	E	Fastener	Wt.(lb.)	Std. Pack
520065	520065-1	2-7/16"	1-1/8"	1/2"	2-5/8"	1-13/16"	#8 FH	.24	5 ea
520068	n/a	Replacement Plug and Gasket Only						.15 5 ea	
520069	n/a	Replacement Gasket Only						.01 10 ea	

This Oblong Captive Garboard Drain & Plug sits lower in the stern for more water removal. Captive plug prevents plug from being lost. Constructed of corrosion resistant investment cast 316 stainless steel. Installs with two #8 FH fasteners (not included).

⚠WARNING: Cancer and Reproductive Harm - www.P65Warnings.ca.gov

**SNAP HANDLE DRAIN PLUG**

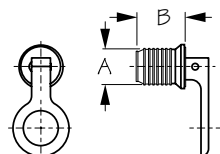
Stamped Brass/Nitrile Rubber



Bulk	Display	A	B	Material	Chain	Wt.(lb.)	Std. Pack
520070	520070-1	1"	1-1/4"	Brass	No	.11	10 ea
520071	520071-1	1"	1-1/4"	Brass	Yes	.20	10 ea
520072	520072-1	1-1/4"	1-1/4"	Brass	No	.13	10 ea
n/a	520070-5	Display POP-Snap Handle Drain Plug 1"-25 pcs.					3.00 1 ea

The Snap Handle Drain Plug features a cam action for easy installation and leak proof seal. Simply turn the handle clockwise to tighten the plug then snap down the handle to lock. Constructed of durable stamped brass and nitrile rubber. Available in 1" and 1-1/4" sizes, with or without a retention chain.

⚠WARNING: Cancer and Reproductive Harm - www.P65Warnings.ca.gov

**SNAP HANDLE DRAIN PLUG**

Stamped Stainless Steel/Nitrile Rubber



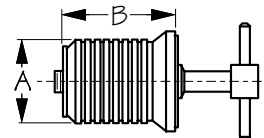
Bulk	Display	A	B	Material	Chain	Wt.(lb.)	Std. Pack
520075	520075-1	1"	1-1/4"	Stainless	No	.11	10 ea
n/a	520075-5	Display POP-Snap Handle Drain Plug 1"-20 pcs.					3.00 1 ea

The Snap Handle Drain Plug features a cam action for easy installation and leak proof seal. Simply turn the handle clockwise to tighten the plug then snap down the handle to lock. Constructed of durable corrosion resistant stamped stainless steel and nitrile rubber.

⚠WARNING: Cancer and Reproductive Harm - www.P65Warnings.ca.gov

**T-HANDLE DRAIN PLUG**

Stamped Brass/Nitrile Rubber



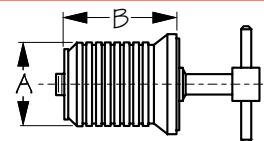
Bulk	Display	A	B	Material	Wt.(lb.)	Std. Pack
520080	520080-1	1"	1-1/4"	Brass	.10	10 ea
520082	520082-1	1-1/4"	1-1/4"	Brass	.12	10 ea
n/a	520080-5	Display POP-T-Handle Drain Plug 1"-30 pcs.			3.25	1 ea

The T-Handle Drain Plug provides a leak proof seal. Turn the T-handle clockwise to lock in place, counter clockwise to release. Constructed of corrosion and vibration resistant stamped brass and nitrile rubber. Available in 1" and 1-1/4" sizes.

⚠ **WARNING:** Cancer and Reproductive Harm - www.P65Warnings.ca.gov

**T-HANDLE DRAIN PLUG**

Stamped Stainless Steel/Nitrile Rubber



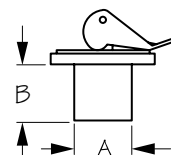
Bulk	Display	A	B	Material	Wt.(lb.)	Std. Pack
520085	520085-1	1"	1-1/4"	Stainless	.10	10 ea
520086	520086-1	1-1/4"	1-1/4"	Stainless	.12	10 ea
n/a	520085-5	Display POP-T-Handle Drain Plug 1"-20 pcs.			2.12	1 ea

The T-Handle Drain Plug provides a leak proof seal. Turn the T-handle clockwise to lock in place, counter clockwise to release. Constructed of corrosion and vibration resistant stamped stainless steel and nitrile rubber. Available in 1" and 1-1/4" sizes.

⚠ **WARNING:** Cancer and Reproductive Harm - www.P65Warnings.ca.gov

**BAITWELL PLUGS**

Stamped Brass/Nitrile Rubber



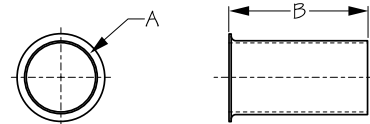
Bulk	Display	A	B	Wt.(lb.)	Std. Pack
520091	520091-1	3/8"	11/16"	.03 / .06	10 ea / 10 pr
520092	520092-1	1/2"	11/16"	.04 / .08	10 ea / 10 pr
520093	520093-1	5/8"	11/16"	.04 / .08	10 ea / 10 pr
520094	520094-1	3/4"	11/16"	.05 / .10	10 ea / 10 pr
520095	520095-1	7/8"	11/16"	.07 / .14	10 ea / 10 pr
n/a	520092-5	Display POP-Baitwell Plug 1/2"-50 pcs.			2.25 1 ea
n/a	520093-5	Display POP-Baitwell Plug 5/8"-50 pcs.			2.25 1 ea
n/a	520094-5	Display POP-Baitwell Plug 3/4"-45 pcs.			2.50 1 ea
n/a	520095-5	Display POP-Baitwell Plug 7/8"-45 pcs.			3.40 1 ea

The Baitwell Plug features a cam action for easy installation and leak proof seal for livewells and baitwells. Simply turn the handle clockwise to tighten the plug then snap down the handle to lock. Snap lock handle is adjustable to tighten plug size to fit most baitwells currently available. Constructed of durable stamped brass and nitrile rubber.

⚠ **WARNING:** Cancer and Reproductive Harm - www.P65Warnings.ca.gov

**DRAIN TUBE-BRASS**

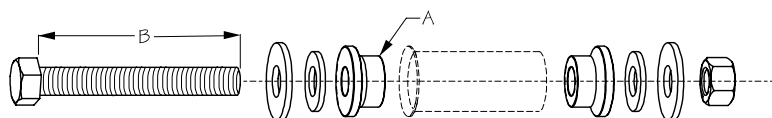
Formed Brass



Bulk	Display	A	B	Wt.(lb.)	Std. Pack
520210	520210-1	1"	1-7/8"	.06	10 ea
520220	520220-1	1"	2-3/8"	.07	10 ea
520230	520230-1	1"	2-7/8"	.08	10 ea
520240	520240-1	1"	3-5/8"	.10	10 ea
520245	n/a	1"	3-7/8"	.11	10 ea
520280	n/a	1"	8"	.20	5 ea
520430	n/a	1-1/4"	2-7/8"	.12	10 ea

Formed Drain Tube is flanged 90° on one end for use as a drain for transom, motorwell, livewell, or baitwell applications. For use with brass or stainless steel drain plugs. Drain Tube Flaring Tool (520290-1 or 520295-1) required for installation. Constructed of formed brass. Available in 1" and 1-1/4" diameters.

⚠ **WARNING:** Cancer and Reproductive Harm - www.P65Warnings.ca.gov

**DRAIN TUBE FLARING TOOL**

Stainless Steel/Zinc Plated Steel

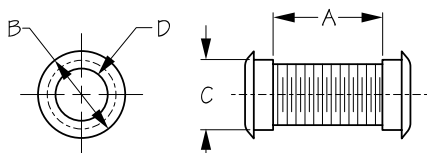


Bulk	Display	A	B	Wt.(lb.)	Std. Pack
n/a	520290-1	1"	4"	.51	1 ea
n/a	520295-1	1-1/4"	4"	.73	1 ea



The Drain Tube Flaring Tools are for use installing 1" or 1-1/4" drain tubes. Can be used to install all Sea-Dog® Drain Tubes (520210-520430). Handy item for any toolbox.

⚠ **WARNING:** Cancer and Reproductive Harm - www.P65Warnings.ca.gov

**DRAIN TUBE**

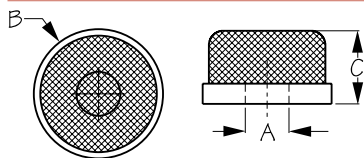
Injection Molded HDPE/ABS



Bulk	Display	A	B	C	D	Material Type	Color	Wt.(lb.)	Std. Pack
520320	520320-1	3/4" - 2-1/2"	1-1/4"	1"	3/4"	HDPE	White	.02	10 ea
520323	520323-1	3/4" - 2-1/2"	1-1/4"	1"	3/4"	ABS	Black	.02	10 ea

Drain Tubes remove water and fluids from motor wells, livewells, and baitwells. They are flanged 90° on one end and fit standard 1" diameter holes. These drain tubes feature an adjustable length to accommodate bulkhead installations from 3/4" up to 2-1/2" thick. Drain tube nut locks in place for a tight, leak-proof seal. Designed for use with snap handle and T-handle drain plugs. Save on installation time; no flaring tools necessary! Constructed of durable impact resistant injection molded HDPE or ABS. Available in white or black.

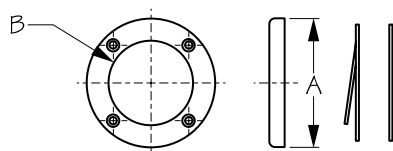
⚠ **WARNING:** Cancer and Reproductive Harm - www.P65Warnings.ca.gov

**BAITWELL STRAINER**

Stainless Steel/Nylon



Bulk	Display	A	B	C	Wt.(lb.)	Std. Pack
520454	520454-1	3/4"	2-1/4"	1-1/4"	.05	10 ea

**SCUPPER VALVE**

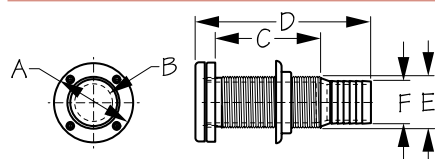
Injection Molded Nylon



Bulk	Display	A	B	Fastener	Wt.(lb.)	Std. Pack
520500	520500-1	2-13/16"	1-7/8"	#6 FH	.06	10 ea

This Scupper Valve provides a water exit for boats with self-bailing cockpits. Ideal for above the water line drainage. Valve features soft black flapper that seals to prevent backwash. Compatible with most self-bailing applications. Constructed of durable injection molded nylon. Surface mounts with four #6 FH fasteners (not included).

⚠ **WARNING:** Cancer and Reproductive Harm - www.P65Warnings.ca.gov

**THRU-HULL WITH SCUPPER VALVE**

Injection Molded Acetel



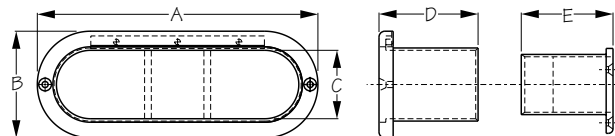
Bulk	Display	A	B	C	D	E	F	Wt.(lb.)	Std. Pack
520510	520510-1	2-13/16"	1-1/4"	3-11/16"	6-3/16"	1-13/16"	1-1/2" Hose	.39	10 ea
520500	520500-1	Replacement Scupper Valve						.06	10 ea
520690	520690-1	Replacement Thru-Hull						.33	10 ea

This Thru-Hull Scupper Valve mounts through the transom and provides a water exit for boats with self-bailing cockpits. Ideal for above the water line drainage. Valve features a soft black flapper that seals to prevent backwash. For use with 1-1/2" hose. Compatible with most self-bailing applications. Constructed of injection molded acetel. Installs with four #6 FH fasteners (included).

⚠ **WARNING:** Cancer and Reproductive Harm - www.P65Warnings.ca.gov

**SCUPPER VALVE**

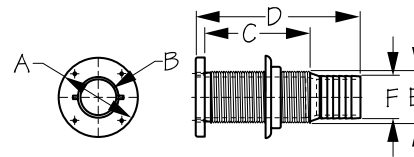
Injection Molded Nylon/Neoprene



Bulk	Display	A	B	C	D	E	Color	Fastener	Wt.(lb.)	Std. Pack
520520	520520-1	6"	2-1/4"	1-1/2"	2-1/8"	2"	Black	#4 FH	.19	10 ea
520525	520525-1	6"	2-1/4"	1-1/2"	2-1/8"	2"	White	#4 FH	.19	10 ea

⚠ **WARNING:** Cancer and Reproductive Harm - www.P65Warnings.ca.gov**THRU-HULL**

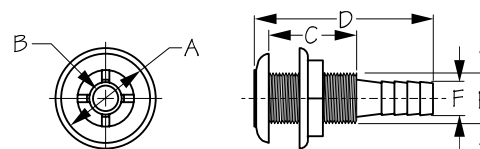
Injection Molded Acetel



Bulk	Display	A	B	C	D	E	F	Wt.(lb.)	Std. Pack
520690	520690-1	2-13/16"	1-1/4"	3-11/16"	5-13/16"	1-13/16"	1-1/2" Hose	.33	10 ea

**THRU-HULL**

Injection Molded Polypropylene

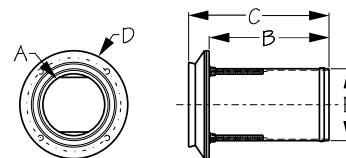


Bulk	Display	A	B	C	D	E	F	Color	Wt.(lb.)	Std. Pack
520740	520740-1	1-3/4"	1/2"	1-11/16"	3-1/2"	1"	5/8"	White	.07	10 ea
520750	520750-1	1-13/16"	1/2"	1-11/16"	3-1/2"	1"	3/4"	White	.07	10 ea
520750B	n/a	1-13/16"	1/2"	1-11/16"	3-1/2"	1"	3/4"	Black	.07	10 ea
520770	520770-1	2-3/16"	15/16"	1-3/4"	3-9/16"	1-3/8"	1-1/8" - 1-1/4"	White	.12	10 ea
520770B	n/a	2-3/16"	15/16"	1-3/4"	3-9/16"	1-3/8"	1-1/8" - 1-1/4"	Black	.12	10 ea
520790	520790-1	2-7/8"	1-3/16"	2-5/16"	4-3/16"	1-13/16"	1-1/2"	White	.23	10 ea
520790B	n/a	2-7/8"	1-3/16"	2-5/16"	4-3/16"	1-13/16"	1-1/2"	Black	.23	10 ea

These Thru-Hulls are ideal for salt water use because they are impervious to electrolysis and corrosion. Designed to allow water to pass in or out of a vessel. For use with hose for drainage above the water line. Constructed of injection molded polypropylene.

⚠ **WARNING:** Cancer and Reproductive Harm - www.P65Warnings.ca.gov**EXHAUST THRU-HULL**

Cast 316 Stainless Steel

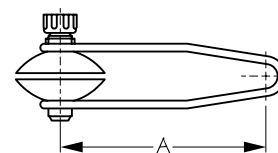


Bulk	Display	A	B	C	D	E (Hose Size)	Wt.(lb.)	Std. Pack
521125	n/a	2-9/16"	5"	5-7/8"	4-1/2"	2-1/2"	1.50	1 ea
521130	n/a	2-9/16"	5"	5-7/8"	4-1/2"	3"	1.94	1 ea

The Exhaust Thru-Hull features a stainless flap with a rubber seal. Designed for use with 2-1/2" or 3" ID hose. Constructed of corrosion resistant investment cast 316 stainless steel. Includes mounting plate and fasteners.

⚠ **WARNING:** Cancer and Reproductive Harm - www.P65Warnings.ca.gov**MOTOR FLUSH**

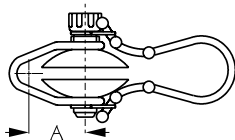
Molded PVC/Painted Steel



Bulk	Display	A	Wt.(lb.)	Std. Pack
n/a	521500-1	9"	.98	1 ea

Outboard Motor Flush quickly flushes away salt, sand, minerals, and contaminants from your lower unit cooling system, extending the engine's service life. Easy-to-use molded PVC cups deliver fresh water to flush the cooling system through side intakes on the lower unit. Simple garden hose connection, no tools required. Great for winterizing, tune-ups, and other maintenance that requires running an outboard engine out of the water.

⚠ **WARNING:** Cancer and Reproductive Harm - www.P65Warnings.ca.gov

**VOLVO® MOTOR FLUSH**

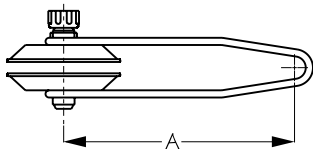
Molded PVC/Painted Steel



Bulk	Display	A	Wt.(lb.)	Std. Pack
n/a	521510-1	2-3/8"	.63	1 ea

Volvo® Outboard Motor Flush quickly flushes away salt, sand, minerals, and contaminants from your lower unit cooling system, extending the engine's service life. Easy-to-use molded PVC cups deliver fresh water to flush the cooling system through side intakes on the lower unit. Simple garden hose connection, no tools required. Great for winterizing, tune-ups, and other maintenance that requires running an outboard engine out of the water. Designed specifically for use with Volvo® engines.

⚠WARNING: Cancer and Reproductive Harm - www.P65Warnings.ca.gov

**RECTANGULAR MOTOR FLUSH**

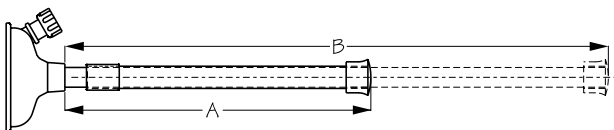
Molded PVC/Painted Steel



Bulk	Display	A	Wt.(lb.)	Std. Pack
n/a	521520-1	10-3/16"	.90	1 ea

Outboard Rectangular Motor Flush quickly flushes away salt, sand, minerals, and contaminants from your lower unit cooling system, extending the engine's service life. Easy-to-use molded PVC cups deliver fresh water to flush the cooling system through side intakes on the lower unit. Simple garden hose connection, no tools required. Great for winterizing, tune-ups, and other maintenance that requires running an outboard engine out of the water. Features rectangular cups for use with larger outboards.

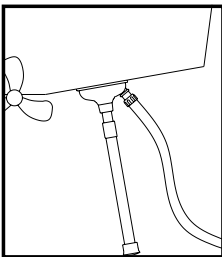
⚠WARNING: Cancer and Reproductive Harm - www.P65Warnings.ca.gov

**INBOARD MOTOR FLUSH**

Molded Rubber/Aluminum

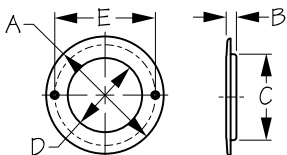


Bulk	Display	A	B	Wt.(lb.)	Std. Pack
n/a	521550-1	15-1/2"	27-1/2"	.99	1 ea



Inboard Motor Flush quickly flushes away salt, sand, minerals, and contaminants from your lower unit cooling system extending the engine's service life. Easy-to-use by fitting the rubber cup over the water intake, connecting a garden hose, and extending the aluminum leg to seal the cup to the hull. Fresh water flushes the cooling system, no tools required. Great for winterizing, tune-ups, and other maintenance that requires running an inboard engine out of the water.

⚠WARNING: Cancer and Reproductive Harm - www.P65Warnings.ca.gov

**HOLE LINER**

Injection Molded Polyethylene



Bulk	Display	Color	A	B	C	D	E	Wt.(lb.)	Std. Pack
521600	521600-1	Black	4-1/16"	3/8"	3"	2-9/16"	3-1/2"	.04 / .08	10 ea / 10 pr
521601	521601-1	White	4-1/16"	3/8"	3"	2-9/16"	3-1/2"	.04 / .08	10 ea / 10 pr

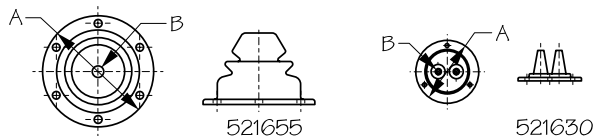
This Hole Liner grommet is used to protect wires or cables passing through bulkheads. Protective liner with small lip for access holes. Constructed of injection molded polyethylene. Installs with two FH fasteners (not included). Available in black or white.

⚠WARNING: Cancer and Reproductive Harm - www.P65Warnings.ca.gov



MOTOR WELL BOOT

Molded Rubber



Bulk	Display	A	B	Fastener	Wt.(lb.)	Std. Pack
521630	521630-1	3"	3/16"	#8 RH	.06	10 ea / 1 ea
521655	521655-1	5-1/2"	9/16"	#8 RH	.36	10 ea / 1 ea

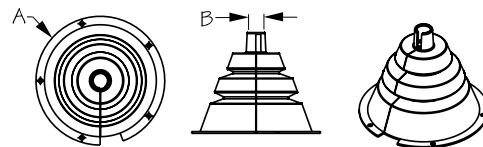
Motor Well Boot organizes and protects engine control cables, wires, or fuel lines. Black accordion-style seal. Includes mounting ring. Constructed of UV stabilized molded rubber. Installs with #8 RH fasteners (not included).

⚠WARNING: Cancer and Reproductive Harm - www.P65Warnings.ca.gov



MOTOR WELL BOOT - SPLIT


Molded Rubber/Injection Molded Nylon



Bulk	Display	A	B	Fastener	Wt.(lb.)	Std. Pack
521663	521663-1	4-1/8"	1/2"	#8 RH	.13	10 ea / 5 ea
521664	521664-1	5-1/2"	9/16"	#8 RH	.23	10 ea / 5 ea

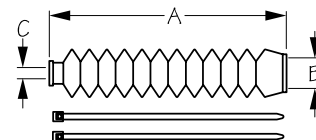
Split Motor Well Boot organizes and protects engine control cables, wires, or fuel lines. Black accordion-style seal. Includes cable tie and mounting ring. Boots and rings are cut for trouble-free installation without removal of cables. Constructed of UV stabilized molded rubber with injection molded nylon rings. Installs with five #8 RH fasteners (not included).

⚠WARNING: Cancer and Reproductive Harm - www.P65Warnings.ca.gov



STEERING CABLE BOOT


Molded Rubber



Bulk	Display	A	B	C	Wt.(lb.)	Std. Pack
521700	521700-1	8"	1"	3/8"	.13	10 ea / 1 ea

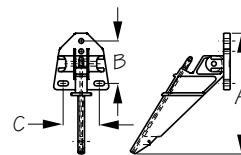
Durable molded rubber Steering Cable Boot protects the output end of all standard steering cables keeping dirt, debris, and moisture out and extending the service life of the cable. Includes two cable ties. Constructed of durable molded rubber.

⚠WARNING: Cancer and Reproductive Harm - www.P65Warnings.ca.gov



SPEEDOMETER PITOT TUBE

Injection Molded Nylon



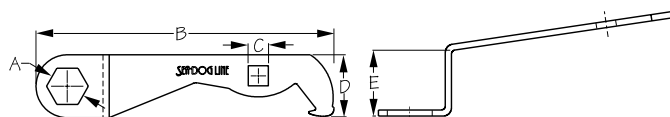
Bulk	Display	A	B	C	Fastener	Wt.(lb.)	Std. Pack
522100	522100-1	4-7/16"	1-5/8"	1-3/8"	#10 RH	.12	1 ea
n/a	522105-1	Speedometer Pitot Tube Installation Kit				.16	1 ea
n/a	522100-5	Display POP-Speedometer Pitot Tube-10 pcs.				1.33	1 ea

This Pitot Tube features a universal design that works with most speedometers. The 522100 (including -1 packaged & -5 POP) is a Pitot Tube only. The Pitot Tube Installation Kit (522105-1, pictured) includes everything you need for a successful installation: the pitot tube, a tube shield, four cable clamps, and mounting screws. Constructed of injection molded nylon.



PROP WRENCH

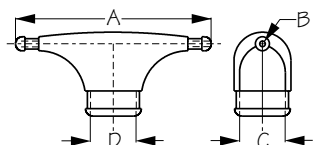
Zinc Plated Steel



Bulk	Display	A	B	C	D	E	Wt.(lb.)	Std. Pack
531112	n/a	1-1/16"	8-7/8"	9/16"	13/16"	2"	.60	5 ea

This zinc plated steel Prop Wrench fits all standard 1-1/16" prop nuts. Compact size for just the right leverage. This multi-tool fits garboard drain plugs with 9/16" square heads and includes an integrated pin on the handle tip to bend tab washers.

⚠WARNING: Cancer and Reproductive Harm - www.P65Warnings.ca.gov

**SPREADER BOOT**

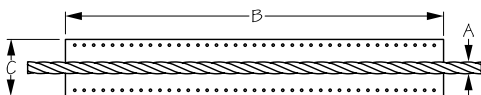
Rubber



Bulk	Display	A	B (Wire Size)	C	D	Wt.(lb.)	Std. Pack
560103	560103-1	4-5/8"	1/8"	5/8"	n/a	.09 / .18	10 ea / 5 pr
560105	560105-1	5-3/4"	3/16"	1"	n/a	.13 / .26	10 ea / 5 pr
560106	560106-1	7-1/2"	1/4"	2"	1"	.30 / .60	10 ea / 5 pr

Spreader boots are designed to cover spreaders providing sail chafe protection. Aerodynamic they reduce drag and prevent sails from ripping or tearing from constant contact with spreader ends or shrouds. Constructed of UV resistant rubber. Easy to install. Three sizes available to match wire diameter. 560106 pictured.

⚠WARNING: Cancer and Reproductive Harm - www.P65Warnings.ca.gov

**MOORING LINE CHAFE KIT**

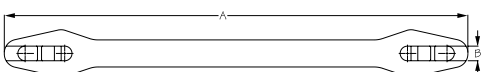
Leather



Bulk	Display	A	B	C	Wt.(lb.)	Std. Pack
n/a	561010-1	3/8" & 7/16"	10"	1-1/2"	.08	10 pr
n/a	561012-1	1/2"	10"	1-3/4"	.08	10 pr
n/a	561016-1	5/8"	10"	2-1/8"	.11	10 pr
n/a	561019-1	3/4"	10"	2-1/2"	.14	10 pr

Mooring Line Chafe Kits includes waxed twine, heavy duty needle, and (2) 10" pieces of leather pre-stamped for sewing. Used to reduce chafe and extend the life of mooring lines. Constructed of natural leather (color may vary).

⚠WARNING: Cancer and Reproductive Harm - www.P65Warnings.ca.gov

**SNUBBER**

Rubber

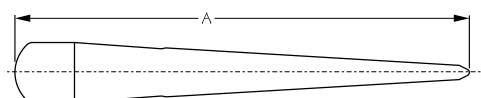


Bulk	Display	A	B	Wt.(lb.)	Std. Pack
561512	n/a	17-1/8"	3/8"	.63	1 ea
561516	n/a	19-3/4"	1/2" - 9/16"	1.12	1 ea
561520	n/a	21-1/2"	5/8" - 3/4"	1.14	1 ea

Mooring Snubbers absorb shock loads and relieve tension on lines and deck fittings. The length of compensating movement can be adjusted by the number of line turns around the snubber, mitigating the effects of wind and waves. Easy to use, requiring no extra hardware. Ideal for use in tidal areas, on exposed moorings, or in towing situations. Constructed of high quality rubber to resist sunlight, saltwater, and ozone.



⚠WARNING: Cancer and Reproductive Harm - www.P65Warnings.ca.gov

**SPLICING FID**

Stainless Steel w/ Hardwood Handle

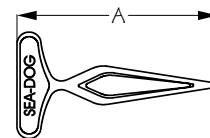


Bulk	Display	For Line Size	A	Wt.(lb.)	Std. Pack
n/a	562008-1	1/8" - 1/2"	6-13/16"	.08	10 ea
n/a	562016-1	1/2" and up	11"	.29	10 ea

This Splicing Fid's time tested design make it the ideal tool for expert rope splicing. Features a hardwood handle for ease of operation and a precision tip for better splices, neater braids, and improved rope performance. Rugged and durable, this fid ensures successful rope splicing every time. Constructed of stainless steel with a hardwood handle.

**SPLICING FID**

Bronze



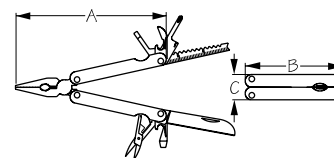
Bulk	Display	For Line Size	A	Wt.(lb.)	Std. Pack
562060	562060-1	Up to 1"	5-3/4"	.18	1 ea

T-handle Splicing Fid gives great leverage for splicing up to 1" line. Constructed of solid bronze.

⚠ **WARNING:** Cancer and Reproductive Harm - www.P65Warnings.ca.gov

**MULTI-TOOL**

304 Stainless Steel

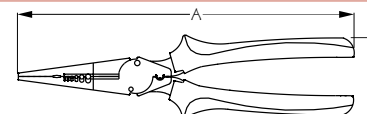


Bulk	Display	A	B	C	Wt.(lb.)	Std. Pack
n/a	563151-1	6"	3-15/16"	1"	.31	1 ea

This handy Multi-Tool includes a knife, needle nose pliers, cutters, scissors, various screw drivers, bottle opener, file, and saw. Constructed of corrosion resistant stamped 304 stainless steel. A must have for every tool bag! Includes canvas carrying case.

**MULTI-FUNCTION NEEDLE NOSE WIRE STRIPPER & CRIMPER**

Powder Coated Steel



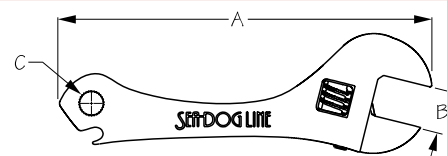
Bulk	Display	A	B	Wire Gauge	Wt.(lb.)	Std. Pack
n/a	563152-1	8-1/2"	2"	22-10	.62	1 ea

This handy multi-tool includes needle nose pliers, cutters, wire strippers and crimper. Constructed of corrosion resistant powder coated steel. A must have for every tool bag!

⚠ **WARNING:** Cancer and Reproductive Harm - www.P65Warnings.ca.gov

**ADJUSTABLE WRENCH**

Cast 17-4PH Stainless Steel

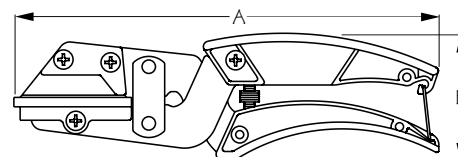


Bulk	Display	A	B	C	Wt.(lb.)	Std. Pack
563255	563255-1	5-1/2"	3/4"	1/4" 12 Point/Hex Head	.34	1 ea

This Adjustable Wrench expands up to 3/4" and features an additional 1/4" 12 point/hex head socket and bottle opener. Constructed of cast 17-4PH grade stainless steel this tool is designed to last a lifetime under any conditions. A great addition to any tool box.

**MULTI-PURPOSE CUTTER**

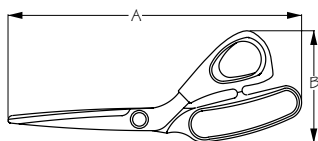
Powder Coated Steel



Bulk	Display	A	B	Wt.(lb.)	Std. Pack
n/a	563310-1	9-1/2"	2-5/8"	.73	1 ea
n/a	563311-1	Replacement Anvils		.03	1 pr

This Multi-Purpose Cutter is great for cutting rope, wire, and plastic tubing. Includes two spare utility blades stored in the handle. Replacement Anvils (563311) sold separately. A great addition to any tool box.

⚠ **WARNING:** Cancer and Reproductive Harm - www.P65Warnings.ca.gov

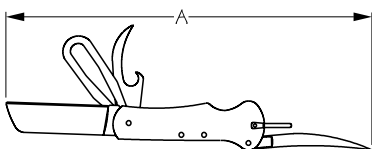
**HEAVY DUTY CANVAS & UPHOLSTERY SCISSORS**

304 Stainless Steel/Injection Molded Nylon



Bulk	Display	A	B	Wt.(lb.)	Std. Pack
n/a	563320-1	8-1/4"	3-1/4"	.24	1 ea

These quality stainless steel Heavy Duty Canvas & Upholstery Scissors are designed with offset handles to allow the blades to hug the work surface, giving you clean and precise cutting characteristics with both thin and thick materials. Constructed with a heavy duty stainless steel blade for optimum performance and long-lasting sharpness. Fine, precision-ground, serrated edge ensures effortless cutting. Comfortable soft cushion grip and adjustable blade tension to reduce fatigue. Ideal for all heavy duty cutting including rubber, vinyl, leather, plastics, cordage, upholstery, Kevlar, and canvas.

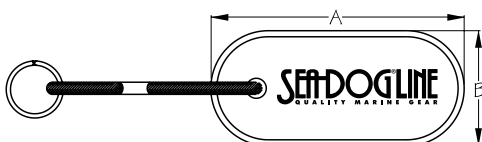
**RIGGING KNIFE**

304 Stainless Steel



Bulk	Display	A	Blade Length	Marlin Spike Length	Wt.(lb.)	Std. Pack
565050	565050-1	8-7/16"	2-1/2"	2-1/2"	.25	1 ea

This handy Rigging Knife includes a sharp blade, Marlin spike, shackle key, screw driver, bottle opener, and a loop to attach a lanyard (not included). Constructed of corrosion resistant 304 stainless steel. A great addition to any tool box.

**CORK KEY FLOAT**

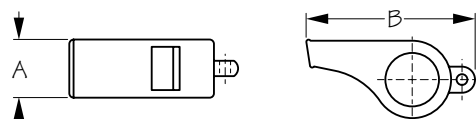
Cork



Bulk	Display	A	B	Wt.(lb.)	Std. Pack
n/a	568010-1	4-1/8"	1-7/8"	.08	10 ea

The Cork Key Float is lightweight and buoyant making it ideal for use around water. Cork material is naturally resistant to liquid.

⚠ **WARNING:** Cancer and Reproductive Harm - www.P65Warnings.ca.gov

**POLICE WHISTLE**

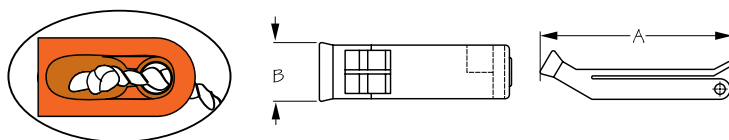
Injection Molded Polystyrene



Bulk	Display	Color	Lanyard Included	A	B	Wt.(lb.)	Std. Pack
571252	571252-1	Orange	No/Yes	13/16"	2-5/16"	.02 / .03	10 ea
n/a	571252-5	Display POP-Police Whistle-35 pcs.				1.63	1 ea

This Police Whistle meets USCG requirements for a warning device on small craft. Bright orange color makes it easy to locate in an emergency. Constructed of injected molded polystyrene. Display packaging includes 36" lanyard.

⚠ **WARNING:** Cancer and Reproductive Harm - www.P65Warnings.ca.gov

**SEA-DOG® WHISTLE**

Injection Molded Polypropylene



Bulk	Display	Color	Lanyard Included	A	B	Wt.(lb.)	Std. Pack
571260	571260-1	Orange	No/Yes	2-3/4"	7/8"	.02	10 ea
n/a	571260-5	Display POP-Sea-Dog Whistle-40 pcs.				1.05	1 ea



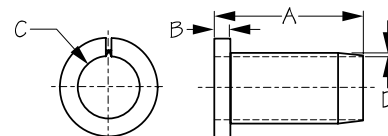
Duo-tone Sea-Dog® Whistle has no moving parts or balls that can jam or corrode. Meets USCG requirements for use on PFDs. Handy clip secures whistle until needed. Constructed of injected molded polypropylene. Display packaging includes 36" lanyard.

⚠ **WARNING:** Cancer and Reproductive Harm - www.P65Warnings.ca.gov



ADJUSTABLE OAR COLLARS

Injection Molded Polyethylene



Bulk	Display	A	B	C	D	Wt.(lb.)	Std. Pack
580101	580101-1	4-3/16"	7/16"	1-3/4"	1/8"	.30	1 pr

These Adjustable Oar Collars fit standard oars, but can be trimmed for smaller ones. These collars cushion stroke, reduce noise, and prevent wear. Split cover makes it quick and easy to install with brass nails (included). Constructed of rugged, flexible polyethylene.

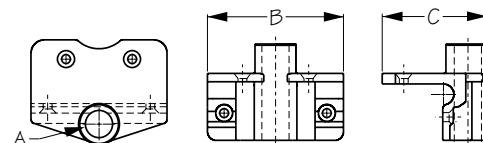


⚠ WARNING: Cancer and Reproductive Harm - www.P65Warnings.ca.gov



ANGLED OARLOCK SOCKET

Injection Molded Nylon



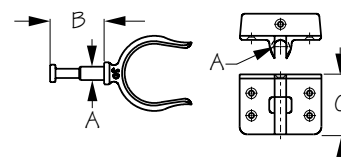
Bulk	Display	Type	A	B	C	Wt.(lb.)	Std. Pack
580143	580143-1	Angled	1/2"	3-1/16"	2-3/8"	.13 / .26	10 ea / 10 pr

Angled Oarlock Sockets accommodate 1/2" oarlock shafts. Constructed of injection molded nylon. Angle mounts securely to gunwale with four #10 FH fasteners (not included).



DAVIS OARLOCK & SOCKET

Investment Cast 316 Stainless Steel



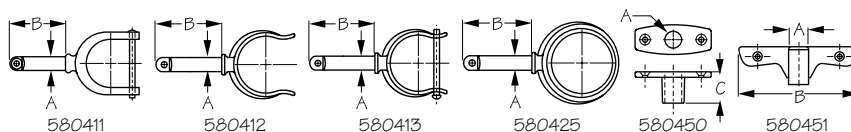
Bulk	Display	Type	A	B	C	Wt.(lb.)	Std. Pack
580310	580310-1	Side Mount	1/2"	2"	2-1/4"	1.94	10 ea

This side mount Davis Oarlock & Socket lifts up in the socket, then swings down to hang out of the way inside the boat when not in use. Constructed of corrosion resistant investment cast 316 stainless steel. Installs with five FH fasteners (not included).




OARLOCK & SOCKET

Die Cast Zinc Chromed Plated

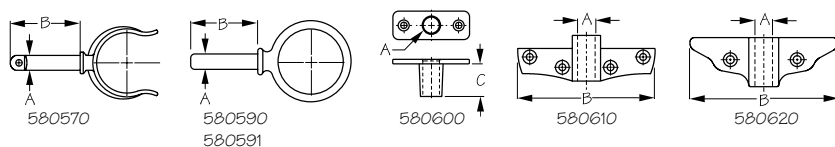


Bulk	Display	Type	A	B	C	Wt.(lb.)	Std. Pack
580411	580411-1	Horn Pin 1-5/8"	1/2"	2-1/4"		.56	10 pr
580412	580412-1	Ribbed 2"	1/2"	2-1/4"		.52	10 pr
580413	580413-1	Ribbed Pin 2"	1/2"	2-1/4"		.56	10 pr
580425	580425-1	Round Horn 2"	1/2"	2-1/4"		.58	10 pr
580450	580450-1	Top Mount	1/2"		1-3/16"	.34	10 pr
580451	580451-1	Angle Mount	1/2"	4-5/8"		.56	10 pr

Designed for light service duty these Oarlocks & Sockets are an excellent choice for aluminum vessels because they do not cause galvanic corrosion issues. The pin style and round horns secure the oar in place in all sea conditions. Constructed of die cast chrome plated zinc. Recommended for freshwater use.



⚠ WARNING: Cancer and Reproductive Harm - www.P65Warnings.ca.gov

**OARLOCK & SOCKET**

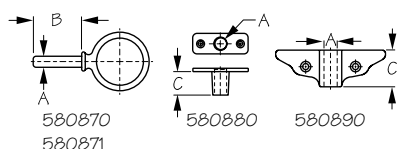
Cast Brass/Polyethylene



Bulk	Display	Type	A	B	C	Wt.(lb.)	Std. Pack
580570	580570-1	Ribbed 2"	1/2"	2-1/8"		.88	10 pr / 5 pr
580590	580590-1	Round Horn 2"	1/2"	2-1/8"		.61	10 pr / 5 pr
580591	580591-1	Round Horn 2-1/4"	1/2"	2"		1.29	10 pr / 5 pr
580600	580600-1	Top Mount	1/2"		1-1/16"	.27	10 pr / 5 pr
580610	580610-1	Side Mount	1/2"	3-3/4"		.47	10 pr / 5 pr
580620	580620-1	Angle Mount	1/2"	4"		.59	10 pr / 5 pr
580699	n/a	Mount Insert	1/2"		1-1/16"	.01	10 ea

These Oarlocks & Sockets feature traditional styling. Oarlocks are available in 2" or 2-1/8" sizes with a 1/2" shaft. The pin style and round horns secure the oar in place in all sea conditions. Oarlock mounts accept 1/2" shafts and feature polyethylene inserts (580699) for smooth rotation. Constructed of durable sand cast brass.

▲**WARNING:** Cancer and Reproductive Harm - www.P65Warnings.ca.gov

**OARLOCK & SOCKET**

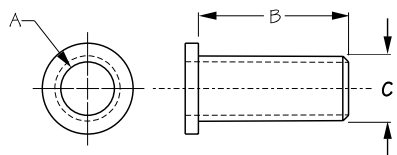
Hot Dipped Galvanized Malleable Iron



Bulk	Display	Type	A	B	C	Wt.(lb.)	Std. Pack
580870	580870-1	Round Horn 2"	1/2"	2"		.93	10 pr
580871	580871-1	Round Horn 2-3/16"	1/2"	2"		1.19	10 pr
580880	580880-1	Top Mount	1/2"		1-1/16"	.31	10 pr
580890	580890-1	Angle Mount	1/2"		1-3/16"	.36	10 pr

Oarlocks & Sockets feature a round horn style that secures the oar in place in all sea conditions. Constructed of hot dipped, galvanized, malleable iron they are an economical alternative to stainless or brass.

▲**WARNING:** Cancer and Reproductive Harm - www.P65Warnings.ca.gov

**OARLOCK BUSHING**

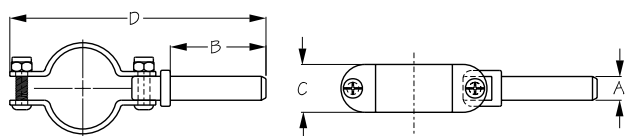
Injection Molded Polypropylene



Bulk	Display	A	B	C	Wt.(lb.)	Std. Pack
582059	582059-1	1/2"	1-9/16"	5/8"	.02	10 pr

Oarlock Bushing reduces 5/8" oarlock sockets down to 1/2". Constructed of durable injection molded polypropylene.

▲**WARNING:** Cancer and Reproductive Harm - www.P65Warnings.ca.gov

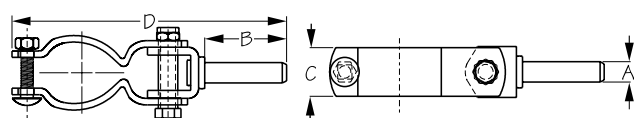
**CLAMP-ON OARLOCK**

Zinc Plated Steel



Bulk	Display	A	B	C	D	Wt.(lb.)	Std. Pack
582060	582060-1	1/2"	2"	1"	5-3/8"	.82	10 pr

Clamp-On Oarlocks attach quickly to oar shafts with an easy to install bolted clamp. For use with oars between 3/4" and 1-7/16" in diameter they feature a standard 1/2" x 2" pin. Constructed of zinc plated steel. Recommended for freshwater use.

**HEAVY DUTY CLAMP-ON OARLOCK**

Zinc Plated Steel



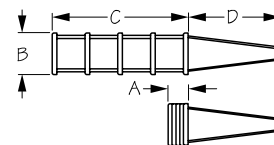
Bulk	Display	A	B	C	D	Wt.(lb.)	Std. Pack
n/a	582070-1	1/2"	2"	1-3/16"	6-3/4"	1.79	10 pr
n/a	582072-1	9/16"	2"	1-3/16"	6-3/4"	1.82	10 pr

Heavy Duty Clamp-On Oarlocks feature an easy to install bolted clamp that is adjustable to fit most standard oars. Straight 2" long shank. Constructed of heavy gauge zinc plated steel. Recommended for freshwater use.



FOLDING LADDER

Injection Molded Polycarbonate




Bulk	Display	A	B	C	D	Steps	Wt.(lb.)	Std. Pack
n/a	582501-1	6"	11-3/4"	3' 2"	2' 4"	5	3.00	1 ea
n/a	582502-1	4-5/8"	11-3/4"	2' 5"	2' 4"	4	2.50	1 ea
n/a	582503-1	3-1/2"	11-3/4"	1' 6"	2' 4"	3	2.00	1 ea
OP58202	n/a	Replacement Step					.26	1 ea
OP58203	n/a	Replacement Separator Tube					.08	1 ea

These portable emergency Folding Ladders are made of molded-in, high-visibility orange polycarbonate with nylon rope supporting the frame. They secure quickly to cleats, railings, stanchions, and halyards. Supports up to 300 lbs.

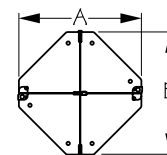
- Available in custom colors for large volume orders.

⚠ WARNING: Cancer and Reproductive Harm - www.P65Warnings.ca.gov



RADAR REFLECTOR

Stamped Aluminum



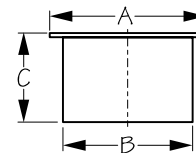
Bulk	Display	A	B	Wt.(lb.)	Std. Pack
583422	n/a	10-3/4"	10-3/4"	.80	1 ea

The Radar Reflector is designed to reflect radar energy back to an antenna making a small vessel more detectable in fog or low visibility situations. Features built-in, quick connect corner brackets. Constructed of stamped aluminum. Folds flat for storage.



FLUSH MOUNT DRINK HOLDER

Injection Molded Polystyrene/ABS



Bulk	Display	Hole Required	Material	Color	A	B	C	Wt.(lb.)	Std. Pack
588000	n/a	3"	Polystyrene	Black	3-3/8"	2-7/8"	2"	.06	10 ea
588001	n/a	3"	ABS	White	3-3/8"	2-7/8"	2"	.06	10 ea
588002	n/a	3"	ABS	Gray	3-3/8"	2-7/8"	2"	.06	10 ea
588010	n/a	3"	Polystyrene	Black	3-3/8"	2-7/8"	3"	.10	10 ea
588011	n/a	3"	ABS	White	3-3/8"	2-7/8"	3"	.10	10 ea
588012	n/a	3"	Polystyrene	Gray	3-3/8"	2-7/8"	3"	.10	10 ea
588050	n/a	3-3/4"	Polystyrene	Black	4-1/8"	3-5/8"	2-5/16"	.11	10 ea
588051	n/a	3-3/4"	ABS	White	4-1/8"	3-5/8"	2-5/16"	.11	10 ea

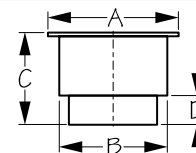
Flush Mount Drink Holders (588000-588012) accommodate drink containers up to 2-7/8" in diameter and require a 3" diameter hole for installation. Available in a 2" or 3" depth in black, white, or gray. Flush Mount Drink Holders (588050-588051) accommodate drink containers up to 3-5/8" in diameter and require a 3-3/4" diameter hole for installation. 2-5/16" deep in black or white. Constructed of impact resistant injection molded polystyrene or ABS.

⚠ WARNING: Cancer and Reproductive Harm - www.P65Warnings.ca.gov



FLUSH MOUNT COMBO DRINK HOLDER

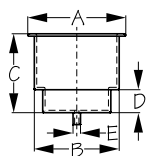
Injection Molded ABS or High Impact Polystyrene



Bulk	Display	Hole Required	Drain Holes	Color	A	B	C	D	Wt.(lb.)	Std. Pack
588060	n/a	3-3/4"	Yes	Black	4"	3-5/8"	3-1/4"	15/16"	.13	10 ea
588060NH	n/a	3-3/4"	No	Black	4"	3-5/8"	3-1/4"	15/16"	.13	10 ea
588061	n/a	3-3/4"	Yes	White	4"	3-5/8"	3-1/4"	15/16"	.13	10 ea
588062	n/a	3-3/4"	Yes	Gray	4"	3-5/8"	3-1/4"	15/16"	.13	10 ea

Flush Mount Combo Drink Holders feature a dual-purpose design which allows the use of beverage cans with or without insulated can wraps, as well as most standard size bottles. Installation requires a 3-3/4" diameter hole. All holders (except 588060NH) include drain holes. Available in black, white, or gray. Constructed of impact resistant injection molded ABS (588061) or high impact polystyrene (588060, 588060NH, 588062).

⚠ WARNING: Cancer and Reproductive Harm - www.P65Warnings.ca.gov



FLUSH MOUNT COMBO DRINK HOLDER W/DRAIN FITTING

Injection Molded ABS

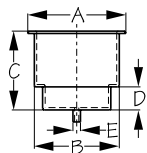


Bulk	Display	Hole Required	Color	A	B	C	D	E	Wt.(lb.)	Std. Pack
588060N	n/a	3-3/4"	Black	4"	3-5/8"	3-1/4"	15/16"	5/16"	.14	10 ea
588061N	n/a	3-3/4"	White	4"	3-5/8"	3-1/4"	15/16"	5/16"	.14	10 ea
588062N	n/a	3-3/4"	Gray	4"	3-5/8"	3-1/4"	15/16"	5/16"	.14	10 ea

Flush Mount Combo Drink Holders feature a dual-purpose design which allows the use of beverage cans with or without insulated can wraps, as well as most standard size bottles. Integral drain fitting allows water to be drained directly into the bilge with the use of 1/4" tubing (not included). Requires a 3-3/4" diameter hole for installation. Available in black, white or gray. Constructed of impact resistant injection molded ABS.

- Special Order Requirements May Apply
- Custom Colors Available With Large Order

▲ **WARNING:** Cancer and Reproductive Harm - www.P65Warnings.ca.gov



FLUSH MOUNT COMBO DRINK HOLDER W/ DRAIN FITTING

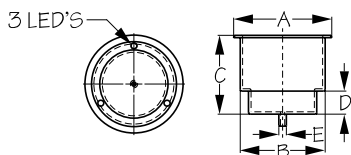
Stamped 304 Stainless Steel



Bulk	Display	Hole Required	A	B	C	D	E	Wt.(lb.)	Std. Pack
588065	n/a	3-5/8"	4-1/4"	3-5/8"	3-3/16"	3/4"	1/4"	.26	5 ea

Flush Mount Combo Drink Holders with Drain Fittings feature a dual-purpose design that allows the use of beverage cans with or without insulated can wraps, as well as most standard size bottles. Drain fitting allows water to be drained directly into the bilge with the use of 1/4" tubing (not included). Requires a 3-5/8" diameter hole for installation. The bottom is padded with a rubber insert to prevent rattling. Includes mounting gasket. Constructed of corrosion resistant stamped 304 stainless steel.

▲ **WARNING:** Cancer and Reproductive Harm - www.P65Warnings.ca.gov



LED FLUSH MOUNT COMBO DRINK HOLDER W/ DRAIN FITTING

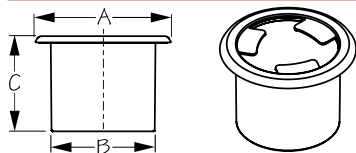
Stamped 304 Stainless Steel



Bulk	Display	Hole Required	A	B	C	D	E	LED Color	Wt.(lb.)	Std. Pack
588071	588071-1	3-5/8"	4-1/4"	3-5/8"	3-3/16"	3/4"	1/4"	3 Red	.27	5 ea
588074	588074-1	3-5/8"	4-1/4"	3-5/8"	3-3/16"	3/4"	1/4"	3 Blue	.27	5 ea

The LED Flush Mount Combo Drink Holder features a dual-purpose design that allows the use of beverage cans with or without insulated wraps, as well as most standard size bottles. Three red or blue LEDs for night vision. Drain fitting allows water to be drained directly into bilge with the use of 1/4" tubing (not included). Requires a 3-5/8" diameter hole for installation. The bottom is padded with a rubber insert to prevent rattling. Constructed of corrosion resistant stamped 304 stainless steel. 12VDC.

▲ **WARNING:** Cancer and Reproductive Harm - www.P65Warnings.ca.gov



CAPTIVE DRINK HOLDER WITH BEZEL

Stamped 316 Stainless/ABS/Rubber



Bulk	Display	Hole Required	A	B	C	Fastener	Bezel Finish	Wt.(lb.)	Std. Pack
588090	n/a	3-5/8"	4-3/4"	3-5/8"	3-3/8"	#8 FH	Black ABS	.16	8 ea
n/a	588090-3	3-5/8"	4-3/4"	3-5/8"	3-3/8"	#8 FH (Included)	Black ABS	.16	1 ea
588095	n/a	3-5/8"	4-3/4"	3-5/8"	3-3/8"	#8 FH	Polished 316 Stainless	.25	8 ea
n/a	588095-3	3-5/8"	4-3/4"	3-5/8"	3-3/8"	#8 FH (Included)	Polished 316 Stainless	.25	1 ea

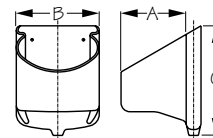


Captive Drink Holder with bezel features rubber grippers to help secure your drink. The bezel covers installation fasteners for a clean look. Constructed of ABS plastic and rubber bumpers, with a black ABS bezel or a stamped 316 stainless bezel. Installs with three #8 FH self-tapping fasteners (only included in the -3 versions).

▲ **WARNING:** Cancer and Reproductive Harm - www.P65Warnings.ca.gov

**DRINK HOLDER**

PVC



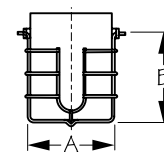
Bulk	Display	A	B	C	Wt.(lb.)	Std. Pack
n/a	588115-1	2-3/4"	3-1/2"	4-5/8"	.30	5 ea

Side mounted Drink Holder accommodates beverage containers up to 3-1/2". Constructed of soft PVC.

⚠ **WARNING:** Cancer and Reproductive Harm - www.P65Warnings.ca.gov

**SWIVEL DRINK HOLDER**

Brass Wire Chrome Plated



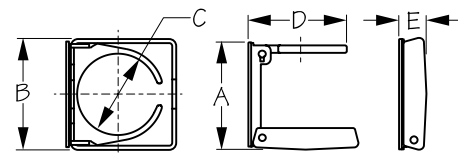
Bulk	Display	A	B	Wt.(lb.)	Std. Pack
n/a	588130-3	3-1/2"	3-3/4"	.42	1 ea

Swivel Drink Holder features a quick release bracket for easy removal. Includes foam insulator, two wall brackets for flexible placement, and installation fasteners. Fits most cans, glasses, and mugs with handles. Constructed of chrome plated brass wire.

⚠ **WARNING:** Cancer and Reproductive Harm - www.P65Warnings.ca.gov

**FOLDING DRINK HOLDER**

Injection Molded ABS



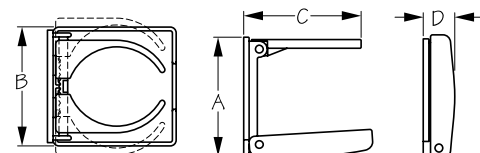
Bulk	Display	Color	A	B	C	D	E	Wt.(lb.)	Std. Pack
588210	588210-1	Black	3-3/4"	3-7/8"	2-3/4"	3-7/16"	15/16"	.19	10 ea
588211	588211-1	White	3-3/4"	3-7/8"	2-3/4"	3-7/16"	15/16"	.19	10 ea

Folding Drink Holder folds to a closed depth of 15/16". Accommodates containers up to 2-3/4" in diameter. Constructed of impact resistant injection molded ABS. Installs with four #6 FH fasteners (not included). Available in black or white.

⚠ **WARNING:** Cancer and Reproductive Harm - www.P65Warnings.ca.gov

**ADJUSTABLE FOLDING DRINK HOLDER**

Injection Molded Nylon

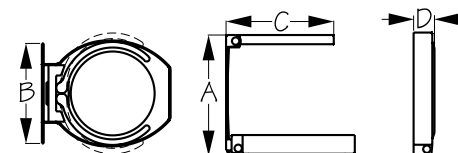


Bulk	Display	A	B	C	D	Color	Fastener	Wt.(lb.)	Std. Pack
588220	588220-1	3-7/8"	3-3/4"	3-11/16"	1"	Black	#6 FH	.22	10 ea
588221	588221-1	3-7/8"	3-3/4"	3-11/16"	1"	White	#6 FH	.22	10 ea

Adjustable Folding Drink Holder folds to a closed depth of 1". Accommodates containers up to 3-7/8" in diameter. Impact resistant injection molded nylon construction. Installs with four #6 FH fasteners (not included). Available in black or white.

**ADJUSTABLE FOLDING DRINK HOLDER**

Stamped 304 Stainless Steel



Bulk	Display	A	B	C	D	Fastener	Wt.(lb.)	Std. Pack
588250	588250-1	4-1/8"	3-7/16"	3-5/8"	3/4"	#8 RH	.41	10 ea

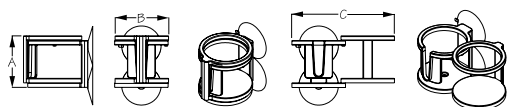
The Adjustable Folding Drink Holder folds to a closed depth of 3/4". Accommodates drink containers up to 3-7/8" in diameter. Constructed of corrosion resistant stamped 304 stainless steel. Installs with two #8 RH fasteners (not included).

⚠ **WARNING:** Cancer and Reproductive Harm - www.P65Warnings.ca.gov



SINGLE/DUAL DRINK HOLDER WITH SUCTION CUPS

Injection Molded Nylon



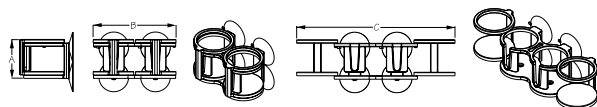
Bulk	Display	A	B	C	Wt.(lb.)	Std. Pack
n/a	588510-1	4-1/8"	4-1/4"	8-1/8"	.36	6 ea



Single/Dual Drink Holder with Suction Cups expands from single to dual holders conserving space when not in use. Suction cups offer a flexible solution, mounting easily to most surfaces. Accommodates drink containers up to 3-1/2" in diameter. Constructed of impact resistant injection molded nylon.

DUAL/QUAD DRINK HOLDER WITH SUCTION CUPS

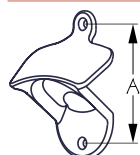
Injection Molded Nylon



Bulk	Display	A	B	C	Wt.(lb.)	Std. Pack
n/a	588520-1	4-1/8"	8-1/8"	16-3/8"	.76	6 ea



Dual/Quad Drink Holder with Suction Cups expands from dual to quad holders conserving space when not in use. Suction Cups offers a flexible solution, mounting easily to most surfaces. Accommodates drink containers up to 3-1/2" in diameter. Constructed of impact resistant injection molded nylon.



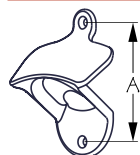
BOTTLE OPENER

Investment Cast 316 Stainless Steel



Bulk	Display	A	Fastener	Wt.(lb.)	Std. Pack
588450	588450-1	2-3/8"	#6 FH	.17	1 ea

Bottle Opener installs with two #6 FH fasteners (not included). Corrosion resistant cast 316 stainless steel construction. Can be customized for large volume orders.



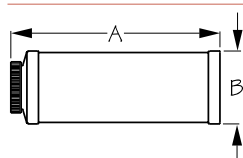
SEA-DOG® BOTTLE OPENER

Investment Cast 316 Stainless Steel



Bulk	Display	A	Fastener	Wt.(lb.)	Std. Pack
588450SD	588450SD-1	2-3/8"	#6 FH	.17	10 ea

Sea-Dog® Bottle Opener installs with two #6 FH fasteners (not included). Corrosion resistant cast 316 stainless steel construction.



ACCU-MIX™ OIL TO GAS MEASURING BOTTLE

Plastic




Bulk	Display	Size	A	B	Wt.(lb.)	Std. Pack
588614	n/a	32 oz.	9"	3-1/8"	.12	100 ea

Accu-Mix™ Oil to Gas Measuring Bottle accurately measures the correct oil to gas mixture for all 2-cycle engines. Mixtures of 24:1, 33:1, 40:1, 50:1 and 100:1 ratios are shown on the see-thru bottle for accurate measuring in both liters and gallons.



WATERPROOF PLAYING CARDS

Plastic



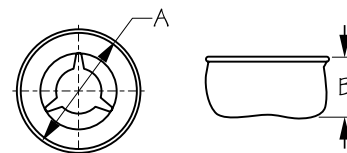
Bulk	Display	Description	Wt.(lb.)	Std. Pack
n/a	588811-1	Waterproof Playing Cards	.34	10 ea

Sea-Dog® Waterproof Playing Cards are 100% plastic, totally waterproof, very durable, and designed especially for marine use. Features artwork of ship's figureheads with each suit, highlighting a different character theme.



BEAN BAG STYLE ASHTRAY

Stamped 304 Stainless Steel



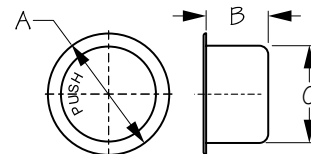
Bulk	Display	A	B	Color	Wt.(lb.)	Std. Pack
589610	589610-1	4-1/8"	2-1/4"	Red	.70	5 ea

Bean Bag Style Ashtray is ideal for any boat, auto, or RV. Features a corrosion resistant stamped 304 stainless steel wind proof cover with a stable, non-sliding bean bag base. 4-1/8" in diameter.



FLUSH MOUNT ASHTRAY

Stamped 304 Stainless Steel



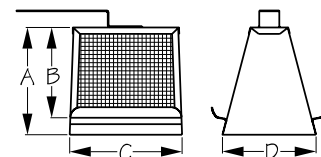
Bulk	Display	A	B	C	Wt.(lb.)	Std. Pack
589630	n/a	3-3/8"	1-5/8"	2-3/4"	.17	5 ea

The Flush Mount Ashtray fits inside Flush Mount Drink Holders (588000-588012). Constructed of corrosion resistant stamped 304 stainless steel.



GRILL TOP TOASTER

Stamped 304 Stainless Steel



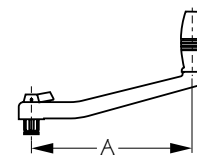
Bulk	Display	A	B	C	D	Wt.(lb.)	Std. Pack
n/a	590400-1	5-1/8"	4-5/16"	5-3/8"	4-7/16"	.49	6 ea

Cooks two pieces of toast at once. Removable lever for safe handling of hot toaster. Corrosion resistant stamped 304 stainless steel construction.



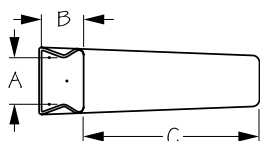
"IT FLOATS™" - LOCKING WINCH HANDLE

Injection Molded Fiberglass Nylon



Bulk	Display	A	Wt.(lb.)	Std. Pack
604080	n/a	8"	.57	6 ea
604100	n/a	10"	.61	6 ea

"It Floats™" Locking Winch Handle features a patented design. Made by air assist injection molding instead of the traditional foam filled method, preventing any potential leakage of foam from within the handle. Ball bearings in the handle ensure smoother action under load. Fits in the dip molded PVC Winch Handle Holder (724200) sold separately.

**WINCH HANDLE HOLDER**

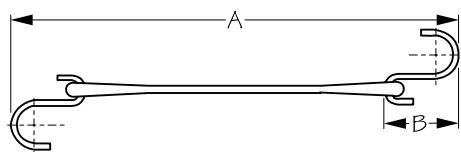
Dip Molded PVC



Bulk	Display	A	B	C	Wt.(lb.)	Std. Pack
724200	n/a	2-1/2"	1-7/8"	9-1/2"	.78	1 ea

Winch Handle Holder fits standard and locking winch handles. See Sea-Dog® Winch Handles (604080-604100). Constructed of flexible dip molded PVC.

⚠ **WARNING:** Cancer and Reproductive Harm - www.P65Warnings.ca.gov

**RUBBER TIE DOWN**

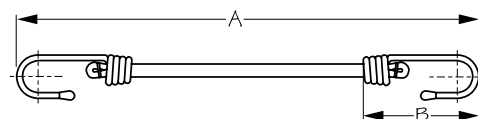
Molded Natural Rubber/Zinc Plated Hooks



Bulk	Display	A	B	Wt.(lb.)	Std. Pack
635010	n/a	13-1/2"	2-1/4"	.11	10 ea
635015	n/a	18-1/2"	2-1/4"	.18	10 ea
635021	n/a	25"	2-1/4"	.23	10 ea
635031	n/a	35"	2-1/4"	.29	10 ea

These Rubber Tie Downs are great for securing tarps, as well as cargo on trailers, trucks, campers, etc. Excellent for cooler climates; natural rubber straps will not become brittle, snap or tear in freezing temperatures. Constructed of rugged, long-life, natural black rubber with two zinc plated steel hooks.

⚠ **WARNING:** Cancer and Reproductive Harm - www.P65Warnings.ca.gov

**ELASTIC SHOCK CORD**

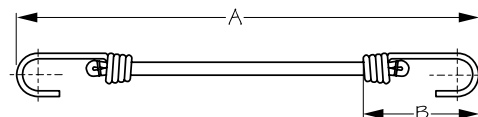
Natural Rubber with Polyester Cover



Bulk	Display	A	B	Diameter	Wt.(lb.)	Std. Pack
n/a	650120-1	12"	3"	5/16"	.16	10 ea
n/a	650180-1	18"	3"	11/32"	.13	10 ea
n/a	650240-1	24"	3"	3/8"	.19	10 ea
n/a	650300-1	30"	3"	3/8"	.26	10 ea
n/a	650360-1	36"	3"	3/8"	.27	10 ea
n/a	650400-1	40"	3"	3/8"	.30	10 ea

These Elastic Shock Cords are great for securing bicycles, hand trucks, dinghies, or other odd-shaped items to your boat, trailer, or RV. Also handy for bundling items together, making them easier to carry or store. Constructed of natural rubber with a UV resistant polyester cover. Hooks are coated for corrosion and scratch resistance and covered with a PVC tip. Available sizes: 12"-40".

⚠ **WARNING:** Cancer and Reproductive Harm - www.P65Warnings.ca.gov

**ELASTIC SHOCK CORD**

Formed Stainless Steel Hook/Natural Rubber w/ Polyester Cover



Bulk	Display	A	B	Diameter	Wt.(lb.)	Std. Pack
n/a	651180-1	18"	2-1/2"	3/8"	.17	10 ea
n/a	651240-1	24"	2-1/2"	3/8"	.19	10 ea
n/a	651300-1	30"	2-1/2"	3/8"	.22	10 ea
n/a	651360-1	36"	2-1/2"	3/8"	.24	10 ea
n/a	651400-1	40"	2-1/2"	3/8"	.26	10 ea

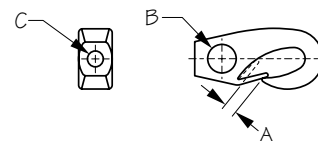
These Elastic Shock Cords are great for securing bicycles, hand trucks, dinghies, or other odd-shaped items to your boat, trailer, or RV. Also handy for bundling items together, making them easier to carry or store. Constructed of natural rubber with a UV resistant polyester cover. Formed stainless hooks for corrosion resistance. Available sizes: 18"-40".

⚠ **WARNING:** Cancer and Reproductive Harm - www.P65Warnings.ca.gov



SHOCK CORD CLIP

Injection Molded Nylon



Bulk	Display	A	B	C	Color	Wt.(lb.)	Std. Pack
652060	652060-1	1/4"	7/16"	1/4"	White	.01 / .02	10 ea / 10 pr
652080	652080-1	5/16"	9/16"	5/16"	White	.01 / .02	10 ea / 10 pr
652100	n/a	3/8"	3/4"	7/16"	White	.03	10 ea
652061	n/a	1/4"	7/16"	1/4"	Black	.01	10 ea
652081	n/a	5/16"	9/16"	5/16"	Black	.01	10 ea
652101	n/a	3/8"	3/4"	7/16"	Black	.03	10 ea

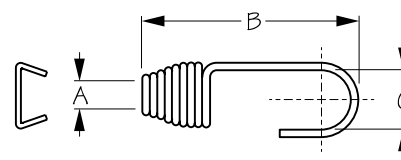
Shock Cord Clips can be used with bulk shock cord to create custom tie-down lengths. Constructed of UV stabilized injection molded nylon.

⚠WARNING: Cancer and Reproductive Harm - www.P65Warnings.ca.gov



SHOCK CORD HOOKS AND CRIMPS

Formed 304 Stainless Steel



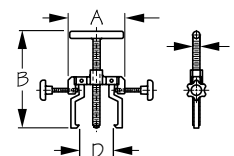
Bulk	Display	Description	# of Hooks	# of Crimps	A	B	C	Wt.(lb.)	Std. Pack
657060	n/a	Hooks Only	10	n/a	1/4"	2"	5/8"	.01	10 ea
657065	657065-1	Crimps Only	n/a	100/10	1/4"			.02 / .04	100 ea / 10 sets
n/a	657066-1	Hooks & Crimps	2	2	1/4"	2"	5/8"	.04	10 sets
657080	n/a	Hooks Only	10	n/a	5/16"	2-7/8"	7/8"	.04	10 ea
657085	657085-1	Crimps Only	n/a	100/10	5/16"			.01 / .02	100 ea / 10 sets
n/a	657086-1	Hooks & Crimps	2	2	5/16"	2-7/8"	7/8"	.08	10 sets
657100	n/a	Hooks Only	10	n/a	3/8"	2-5/8"	15/16"	.06	10 ea
657105	657105-1	Crimps Only	n/a	100/10	3/8"			.01 / .02	100 ea / 10 sets
n/a	657106-1	Hooks & Crimps	2	2	3/8"	2-5/8"	15/16"	.03	10 sets

Shock Cord Hooks & Crimps can be used with bulk shock cord to create custom tie-down lengths. Constructed of corrosion resistant formed 304 stainless steel. 657065-1, 657085-1, and 657105-1 contain crimps only and are packed 10 per set. 657066-1, 657086-1, and 657106-1 contain 2 hooks & 2 crimps per set.



IMPELLER PULLER

Investment Cast 316 Stainless Steel



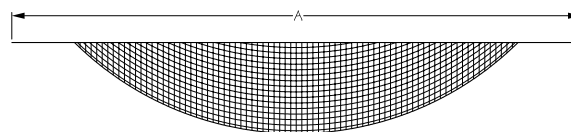
Bulk	Display	A	B	C (Thread Pitch)	D	Wt.(lb.)	Std. Pack
660020	660020-1	3-3/4"	6-3/8"	12 mm-1.75	3-1/16" to 5"	1.04	1 ea
660040	660040-1	3-3/4"	5-3/16"	12 mm-1.75	2-1/4" to 2-9/16"	.90	1 ea

Impeller Pullers allow easier removal of flexible impellers from pumps. Tighten the side grips onto the impeller hub and turn the center screw shaft to pull the impeller out of the pump. Constructed of corrosion resistant investment cast 316 stainless steel. 660020 for impellers 3-1/16" to 5" in diameter. 660040 for impellers 2-1/4" to 2-9/16" in diameter. Comparable to Jabsco® #50070-0040 and #50070-0200. USE ANTI-SEIZE ON ALL THREADS TO PREVENT GALLING.



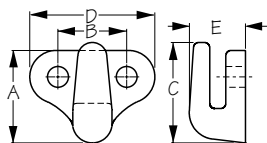
GEAR HAMMOCK

Nylon



Bulk	Display	Description	A	Wt.(lb.)	Std. Pack
n/a	671100-1	Gear Hammock	60"	.21	10 ea

This Gear Hammock is great for ventilated, suspended storage. Perfect for bunk areas! 60" Length. Constructed of mildew and rot resistant nylon. Use with Hammock Hooks 671460 or 671461 (not included).

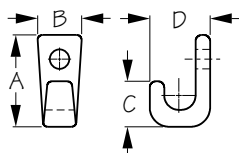
**DOUBLE HOLE LASHING HOOK**

Injection Molded Nylon

Bulk	Display	A	B	C	D	E	Color	Fastener	Wt.(lb.)	Std. Pack
671415	671415-1	7/8"	5/8"	15/16"	1-3/16"	9/16"	Black	#10 RH	.01 / .02	100 ea / 10 sets
671416	671416-1	7/8"	5/8"	15/16"	1-3/16"	9/16"	White	#10 RH	.01 / .02	100 ea / 10 sets

Lashing hooks create instant securing points for storing gear. Use in conjunction with shock cord to create custom storage solutions. One set includes five hooks. Installs with two #10 RH fasteners (not included). Constructed of UV resistant injection molded nylon. Available in black or white.

⚠ WARNING: Cancer and Reproductive Harm - www.P65Warnings.ca.gov

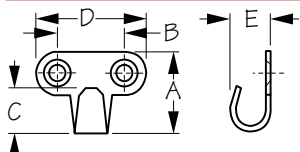
**LASHING HOOKS**

Injection Molded Nylon

Bulk	Display	A	B	C	D	Color	Fastener	Wt.(lb.)	Std. Pack
671425	671425-1	15/16"	7/16"	7/16"	5/8"	Black	#6 RH	.01 / .02	100 ea / 10 sets
671426	671426-1	15/16"	7/16"	7/16"	5/8"	White	#6 RH	.01 / .02	100 ea / 10 sets

Lashing hooks create instant securing points for storing gear. Use in conjunction with shock cord to create custom storage solutions. One set includes five hooks. Installs with one #6 RH fastener (not included). Constructed of UV resistant injection molded nylon. Available in black or white.

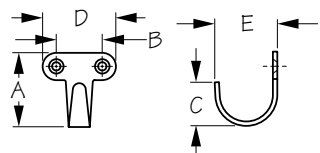
⚠ WARNING: Cancer and Reproductive Harm - www.P65Warnings.ca.gov

**HAMMOCK HOOK**

Stamped 304 Stainless Steel

Bulk	Display	A	B	C	D	E	Fastener	Wt.(lb.)	Std. Pack
671460	671460-1	15/16"	3/4"	1/2"	1-1/4"	1/2"	#6 FH	.02 / .04	20 ea / 10 pr
671461	671461-1	3/4"	3/4"	7/16"	1-1/4"	5/8"	#6 FH	.02 / .04	20 ea / 10 pr

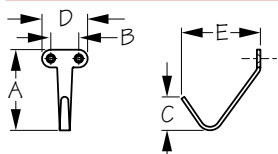
Hammock Hooks are designed with an extra bend for additional holding power. Ideal for fender and lashing hook applications. Constructed of corrosion resistant stamped 304 stainless steel. Installs with two #6 FH fasteners (not included). Comparable to Wilcox® #257.

**COAT HOOK - SMALL**

Stamped 304 Stainless Steel

Bulk	Display	A	B	C	D	E	Fastener	Wt.(lb.)	Std. Pack
671465	671465-1	1-1/4"	13/16"	3/4"	1-1/4"	1-1/16"	#6 FH	.02 / .04	10 ea / 10 pr

Create a securing point for storing gear instantly. The Small Coat Hook installs with two #6 FH fasteners (not included). Constructed of corrosion resistant stamped 304 stainless steel.

**COAT HOOK - LARGE**

Stamped 304 Stainless Steel

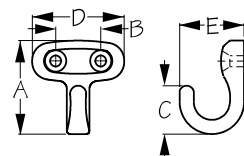
Bulk	Display	A	B	C	D	E	Fastener	Wt.(lb.)	Std. Pack
671485	671485-1	2-7/16"	7/8"	1"	1-7/16"	2-7/16"	#6 FH	.10 / .20	10 ea / 10 pr

Create a securing point for storing gear instantly. The Large Coat Hook installs with two #6 FH fasteners (not included). Constructed of corrosion resistant stamped 304 stainless steel.



COAT HOOK - SINGLE

Investment Cast 316 Stainless Steel



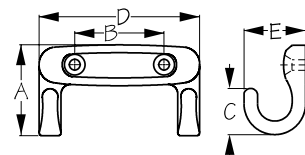
Bulk	Display	A	B	C	D	E	Fastener	Wt.(lb.)	Std. Pack
671491	671491-1	1-7/16"	3/4"	3/4"	1-7/16"	1"	#8 FH	.06 / .12	5 ea

Single Coat Hook installs with two #8 FH fasteners (not included). Constructed of corrosion resistant investment cast 316 stainless steel.



COAT HOOK - DOUBLE

Investment Cast 316 Stainless Steel



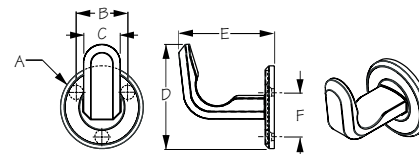
Bulk	Display	A	B	C	D	E	Fastener	Wt.(lb.)	Std. Pack
671492	671492-1	1-7/16"	1-7/16"	3/4"	2-9/16"	1"	#8 FH	.13 / .26	5 ea

Double Coat Hook creates a securing point for storing gear instantly. Constructed of corrosion resistant investment cast 316 stainless steel. Installs with two #8 FH fasteners (not included).



COAT HOOK - HEAVY DUTY

Investment Cast 316 Stainless Steel



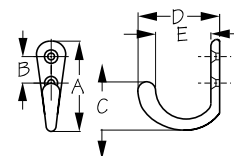
Bulk	Display	A	B	C	D	E	F	Fastener	Wt.(lb.)	Std. Pack
671495	671495-1	2-1/4"	1-3/8"	1"	3"	2-5/8"	1-3/16"	#8 FH	.62	5 ea / 1 ea

Heavy Duty Coat Hook creates a great securing point for storing gear. Constructed of corrosion resistant investment cast 316 stainless steel. Installs with three #8 FH fasteners (not included). Fasteners are covered by a stainless plate for a clean look.



SINGLE COAT HOOK - VERTICAL HOLES

Cast Brass



Bulk	Display	A	B	C	D	E	Finish	Fastener	Wt.(lb.)	Std. Pack
671500	671500-1	2-1/16"	5/8"	1-1/8"	2"	1-3/8"	Chrome	#6 FH	.08 / .16	10 ea / 10 pr
671505	671505-1	2-1/16"	5/8"	1-1/8"	2"	1-3/8"	Brass	#6 FH	.08 / .16	10 ea / 10 pr

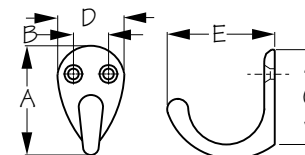
Single Coat Hooks create a securing point for storing gear instantly. Constructed of sand cast brass. Installs with two #6 FH fasteners (not included). Available in polished brass or chrome finish.

⚠ WARNING: Cancer and Reproductive Harm - www.P65Warnings.ca.gov



SINGLE COAT HOOK - HORIZONTAL HOLES

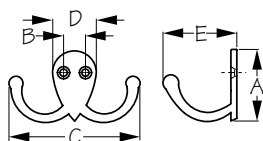
Cast Brass



Bulk	Display	A	B	C	D	E	Finish	Fastener	Wt.(lb.)	Std. Pack
671501	671501-1	1-9/16"	1/2"	1-3/8"	1"	1-3/4"	Chrome	#6 FH	.06 / .12	10 ea / 10 pr
671506	671506-1	1-9/16"	1/2"	1-3/8"	1"	1-3/4"	Brass	#6 FH	.06 / .12	10 ea / 10 pr

Single Coat Hooks create a securing point for storing gear instantly. Constructed of sand cast brass. Installs with two #6 FH fasteners (not included). Available in polished brass or chrome finish.

⚠ WARNING: Cancer and Reproductive Harm - www.P65Warnings.ca.gov

**DOUBLE COAT HOOK**

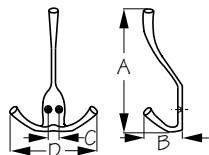
Cast Brass



Bulk	Display	A	B	C	D	E	Finish	Fastener	Wt.(lb.)	Std. Pack
671510	671510-1	1-1/2"	1/2"	2-11/16"	7/8"	1-9/16"	Chrome	#6 FH	.08 / .16	10 ea / 10 pr
671515	671515-1	1-1/2"	1/2"	2-11/16"	7/8"	1-9/16"	Brass	#6 FH	.08 / .16	10 ea / 10 pr

Double Coat Hooks create a securing point for storing gear instantly. Constructed of sand cast brass. Installs with two #6 FH fasteners (not included). Available in polished brass or chrome finish.

▲ **WARNING:** Cancer and Reproductive Harm - www.P65Warnings.ca.gov

**TRIPLE COAT HOOK**

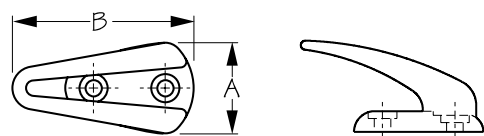
Cast Brass



Bulk	Display	A	B	C	D	Finish	Fastener	Wt.(lb.)	Std. Pack
671520	671520-1	4-5/8"	1-7/16"	7/16"	2-13/16"	Chrome	#6 FH	.20	10 ea
671525	671525-1	4-5/8"	1-7/16"	7/16"	2-13/16"	Brass	#6 FH	.20	10 ea

Triple Coat Hooks create a securing point for storing gear instantly. Constructed of sand cast brass. Installs with two #6 FH fasteners (not included). Available in polished brass or chrome finish.

▲ **WARNING:** Cancer and Reproductive Harm - www.P65Warnings.ca.gov

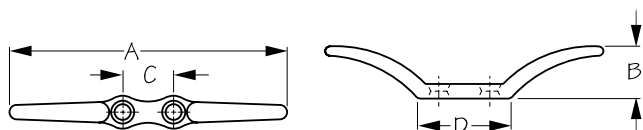
**COAT HOOK**

Injection Molded Nylon



Bulk	Display	A	B	Color	Fastener	Wt.(lb.)	Std. Pack
672709	n/a	1"	2"	Black	#8 RH	.02	10 ea

This Coat Hook creates a securing point for storing gear instantly. Constructed of injection molded nylon. Installs with two #8 RH fasteners (not included).

**TIE DOWN CLEAT**

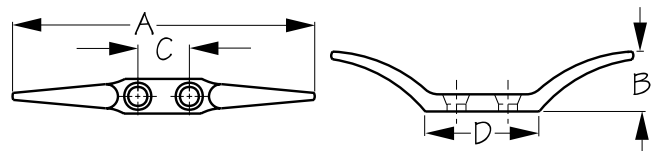
Zinc Chrome Plated



Bulk	Display	A	B	C	D	Fastener	Wt.(lb.)	Std. Pack
672100	672100-1	4-7/16"	7/8"	13/16"	1-9/16"	#10 FH	.07 / .14	10 ea / 10 pr

This Tie Down Cleat is designed for securing small diameter line. Great for flag halyards, awnings, radar reflectors, etc. Constructed of chrome plated zinc. Installs with two #10 FH fasteners (not included).

▲ **WARNING:** Cancer and Reproductive Harm - www.P65Warnings.ca.gov

**LINE CLEAT**

Cast Brass



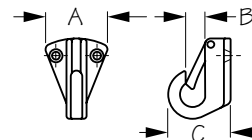
Bulk	Display	A	B	C	D	Fastener	Wt.(lb.)	Std. Pack
672110	672110-1	2-1/2"	1/2"	1/2"	1"	#6 FH	.03 / .06	10 ea / 10 pr
672115	672115-1	4-1/16"	3/4"	11/16"	1-1/2"	#8 FH	.06 / .12	10 ea / 10 pr

These Line Cleats are designed for securing small diameter line. Great for flag halyards, awnings, radar reflectors, etc. Constructed of cast brass. Installs with two FH fasteners (not included).

▲ **WARNING:** Cancer and Reproductive Harm - www.P65Warnings.ca.gov

**FENDER HOOK**

Investment Cast 316 Stainless Steel

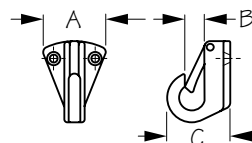


Bulk	Display	A	B	C	Fastener	Wt.(lb.)	Std. Pack
672410	n/a	1-5/16"	5/16"	1"	#8 FH	.07	10 ea

Fender Hooks can be used for quick and easy placement of fenders anywhere on your boat. For use with 5/16" line. Constructed of corrosion resistant investment cast 316 stainless steel. Installs with two #8 FH fasteners (not included).

**FENDER HOOK**

Chrome Plated Brass



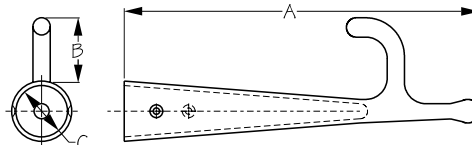
Bulk	Display	A	B	C	Fastener	Wt.(lb.)	Std. Pack
672510	672510-1	1-5/16"	5/16"	1"	#8 FH	.10	10 ea
672520	672520-1	1-5/16"	7/16"	1-5/16"	#8 FH	.13	10 ea

Fender Hooks can be used for quick and easy placement of fenders anywhere on your boat. For use with 5/16" or 7/16" line. Constructed of chrome plated sand cast brass. Installs with two #8 FH fasteners (not included).

⚠ WARNING: Cancer and Reproductive Harm - www.P65Warnings.ca.gov

**BOAT HOOK**

Polished Cast Bronze



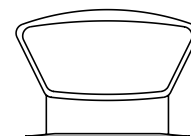
Bulk	Display	A	B	C	Fastener	Wt.(lb.)	Std. Pack
672800	672800-1	8-1/4"	1-1/2"	1-3/16"	#6 FH	1.00	1 ea

The traditional style Boat Hook tip is for use building a custom boat hook. Constructed of polished cast bronze. Installs with two #6 FH fasteners (not included).

⚠ WARNING: Cancer and Reproductive Harm - www.P65Warnings.ca.gov

**LOW PROFILE COWL VENT/SNAP-ON DECK PLATE**

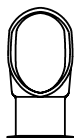
Dip Molded PVC



Bulk	Display	Diameter	Installed Height	Required Hole Size	Interior Color	Wt.(lb.)	Std. Pack
n/a	727130-3	3"	4-1/4"	3-3/4"	Red	.96	1 ea
727131	n/a	Replacement Cowl Only			Red	.83	1 ea
n/a	727132-3	3"	4-1/4"	3-3/4"	White	.96	1 ea
727133	n/a	Replacement Cowl Only			White	.83	1 ea
727139	n/a	Deck Plate Only		3-3/4"		.19	1 ea
n/a	727140-3	4"	5-1/8"	4-3/4"	Red	1.43	1 ea
727141	n/a	Replacement Cowl Only			Red	1.25	1 ea
n/a	727142-3	4"	5-1/8"	4-3/4"	White	1.43	1 ea
727143	n/a	Replacement Cowl Only			White	1.25	1 ea
727149	n/a	Deck Plate Only		4-3/4"		.28	1 ea

Low Profile Cowl Vents are designed for air intake or cabin ventilation when used in conjunction with a dorade box. Great for bilge ventilation with or without a blower. Ideal for applications where a taller vent would foul lines or restrict crew movement. Includes snap-on deck plate and cover for use in rough weather. Constructed of UV resistant dip molded PVC. Available with a white or traditional red interior. Avoid contact with acetone or strong solvents.

⚠ WARNING: Cancer and Reproductive Harm - www.P65Warnings.ca.gov



STANDARD COWL VENT/SNAP-ON DECK PLATE

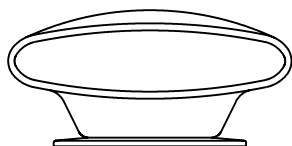
Dip Molded PVC



Bulk	Display	Diameter	Installed Height	Required Hole Size	Interior Color	Wt.(lb.)	Std. Pack
n/a	727135-3	3"	7-1/4"	3-3/4"	Red	1.34	1 ea
727136	n/a	Replacement Cowl Only			Red	1.07	1 ea
n/a	727137-3	3"	7-1/4"	3-3/4"	White	1.34	1 ea
727138	n/a	Replacement Cowl Only			White	1.07	1 ea
n/a	727145-3	4"	9-1/4"	4-3/4"	Red	1.91	1 ea
727146	n/a	Replacement Cowl Only			Red	1.75	1 ea
n/a	727147-3	4"	9-1/4"	4-3/4"	White	1.91	1 ea
727148	n/a	Replacement Cowl Only			White	1.75	1 ea
727139	n/a	Deck Plate Only 3"				.19	1 ea
727149	n/a	Deck Plate Only 4"				.28	1 ea

Standard Cowl Vents are designed for air intake or cabin ventilation when used in conjunction with a dorade box. Great for bilge ventilation with or without a blower. Promotes passive air flow preventing mold and mildew keeping the boat interior smelling fresh. Includes snap-on deck plate and cover for use in rough weather. Constructed of UV resistant dip molded PVC. Available with a white or traditional red interior. Avoid contact with acetone or strong solvents.

⚠ WARNING: Cancer and Reproductive Harm - www.P65Warnings.ca.gov



LOW PROFILE COWL VENT/ECONOMY SNAP-ON DECK PLATE

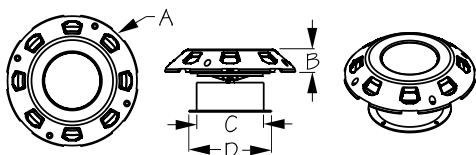
Dip Molded PVC



Bulk	Display	Diameter	Height	Required Hole Size	Wt.(lb.)	Std. Pack
n/a	727300-3	2-3/4"	3-1/2"	3-1/4"	.89	1 ea

Low Profile Cowl Vent with Economy Snap-On Deck Plate is designed for air intake or cabin ventilation when used in conjunction with a dorade box. Great for bilge ventilation with or without a blower. Ideal for applications where a taller vent would foul lines or restrict crew movement. Includes economy snap-on deck plate and cover for use in rough weather. Traditional red interior. Constructed of UV resistant dip molded PVC. Avoid contact with acetone or strong solvents.

⚠ WARNING: Cancer and Reproductive Harm - www.P65Warnings.ca.gov



MUSHROOM VENT

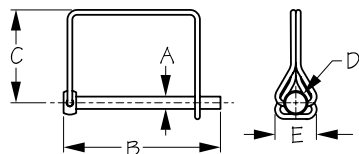
Formed 304 Stainless Steel/Injection Molded Nylon



Bulk	Display	A	B	C	D	Finish	Wt.(lb.)	Std. Pack
n/a	727520-3	8"	1-3/4"	4"	5"	Stainless	.83	1 ea
n/a	727525-3	8"	1-3/4"	4"	5"	Dark Gray	.63	1 ea

These vents provide passive ventilation for your cabin by reducing stagnant air, mold and mildew without opening a hatch. Fully adjustable with a manual knob. Translucent center provides additional light down below. O-ring and gasket prevent water ingress. Trim piece provided for thru deck installations. 4" hole required. Constructed of injection molded nylon with a nylon or formed 304 stainless steel cover. Includes all necessary hardware for installation.

⚠ WARNING: Cancer and Reproductive Harm - www.P65Warnings.ca.gov



COUPLER PIN

Electro-Galvanized Steel



Bulk	Display	A	B	C	D	E	Wt.(lb.)	Std. Pack
751010	751010-1	1/4"	3"	1-13/16"	7/16"	13/16"	.07	10 ea
751011	751011-1	5/16"	3"	2"	5/8"	7/8"	.07	10 ea

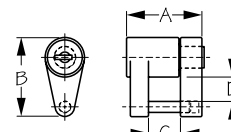
Square Coupler Pins add an additional level of security, preventing accidental uncoupling while in transit to better protect your trailer. The snap lock bale is spring tensioned for stronger holding power. Fits most coupler sizes. Constructed of electro-galvanized steel for corrosion resistance.

⚠ WARNING: Cancer and Reproductive Harm - www.P65Warnings.ca.gov



COUPLER LOCK - TWO PIECE

Brass Plated Zinc



Bulk	Display	A	B	C	D	Wt.(lb.)	Std. Pack
751030	751030-1	1-11/16"	1-13/16"	3/4"	9/16"	.34	10 ea

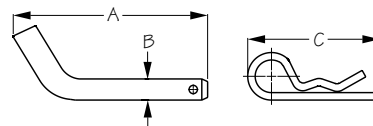
The Two Piece Coupler Lock is designed for theft deterrence, while adding an additional level of security preventing accidental uncoupling while in transit. The two-piece design affords better access in hard to reach places. Fits most coupler sizes. Includes two keys. Constructed of corrosion resistant brass plated zinc.

⚠ WARNING: Cancer and Reproductive Harm - www.P65Warnings.ca.gov



RECEIVER PIN WITH CLIP

Zinc Plated Steel



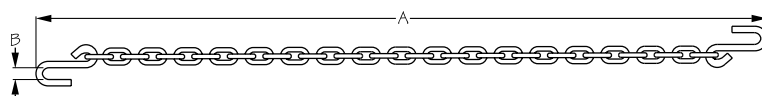
Bulk	Display	A	B	C	Wt.(lb.)	Std. Pack
751062	751062-1	4-3/4"	5/8"	3-1/8"	.50	10 ea
0P75106	n/a	Replacement Clip			.02	10 ea

The Receiver Pin with Clip ensures your ball mount or other hitch mounted accessories stay securely engaged to your trailer hitch. Hitch pin clip included. Constructed of corrosion resistant zinc plated steel.



TRAILER CHAIN

Zinc Plated Steel



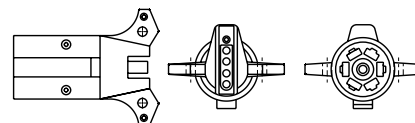
Bulk	Display	A	B	Chain Link Size	Class	Wt.(lb.)	Std. Pack
n/a	752010-1	42-1/2"	13/16"	1/4"	2 (3,500 lb.)	2.66	1 ea

Use this Trailer Chain between your trailer and vehicle as an added layer of security to prevent separation if trailer inadvertently comes off trailer ball. Secures with S-hooks on both ends. Constructed of zinc plated steel.



7 TO 5 TRAILER PLUG ADAPTER

Injection Molded PVC



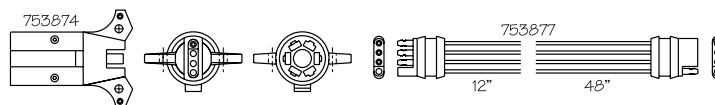
Bulk	Display	Description	Wt.(lb.)	Std. Pack
n/a	753864-1	Trailer Plug Adapter 7 to 5	.22	10 ea

⚠ WARNING: Cancer and Reproductive Harm - www.P65Warnings.ca.gov



4-WIRE TRAILER ACCESSORIES

Injection Molded PVC



Bulk	Display	Description	Wt.(lb.)	Std. Pack
n/a	753874-1	Trailer Plug Adapter 7 to 4	.16	10 ea
n/a	753877-1	Trailer Plug Kit (Male & Female) 12" & 48"	.12	10 ea

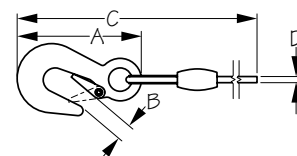
Trailer plug kit wire is 16 gauge.

⚠ WARNING: Cancer and Reproductive Harm - www.P65Warnings.ca.gov



TRAILER WINCH CABLE

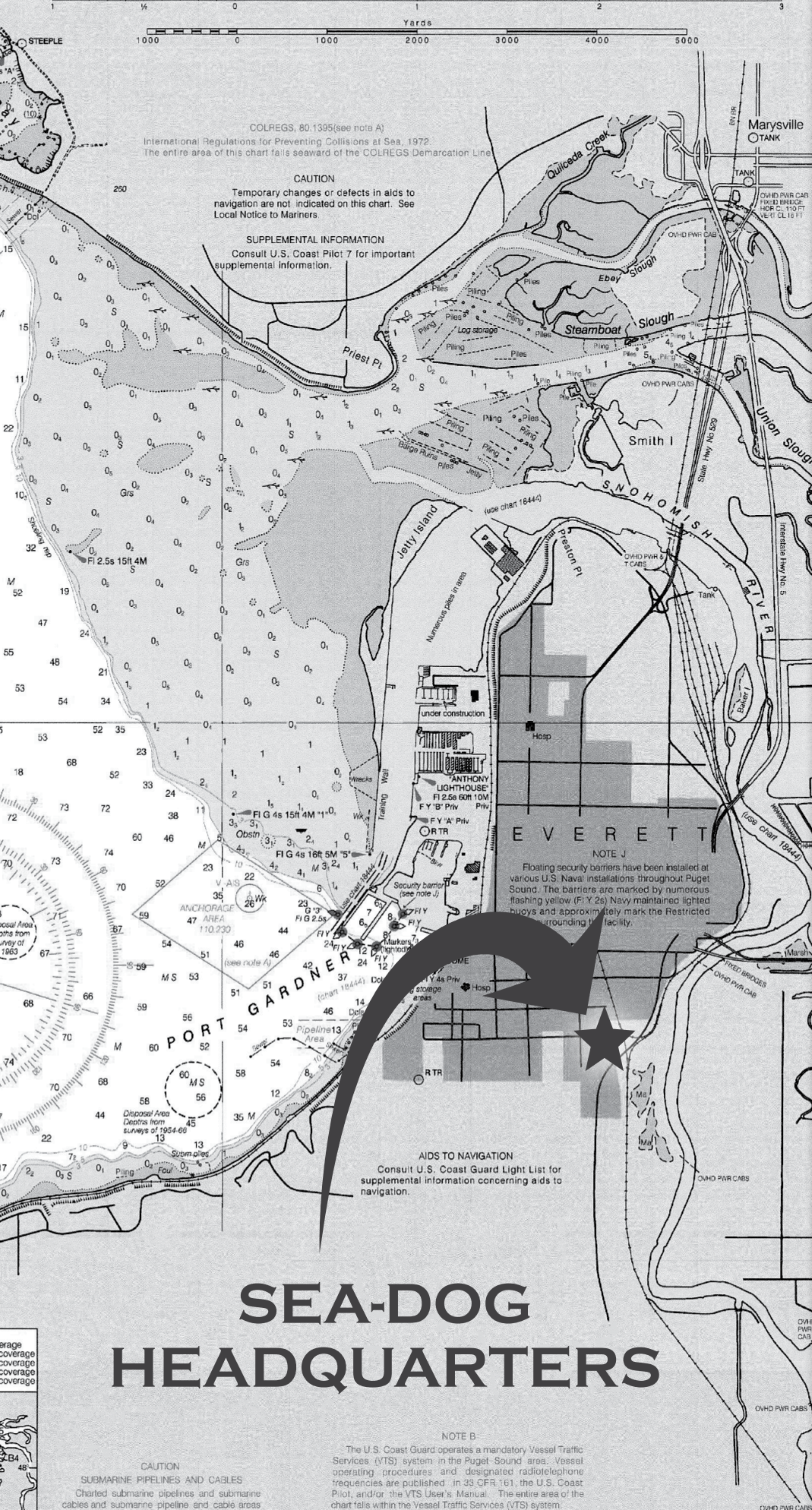
Galvanized Cable/Electro-Galvanized Forged Steel



Bulk	Display	A	B	C	D	Wt.(lb.)	Std. Pack
755220	755220-1	3-7/8"	11/16"	20'	3/16"	2.06	10 ea

The Trailer Winch Cable features 20' of 3/16" galvanized cable and includes a Utility Snap (155822). Rated at 5,000 lbs. breaking strength. Constructed of galvanized cable with electro-galvanized forged steel hook.

⚠ WARNING: Cancer and Reproductive Harm - www.P65Warnings.ca.gov

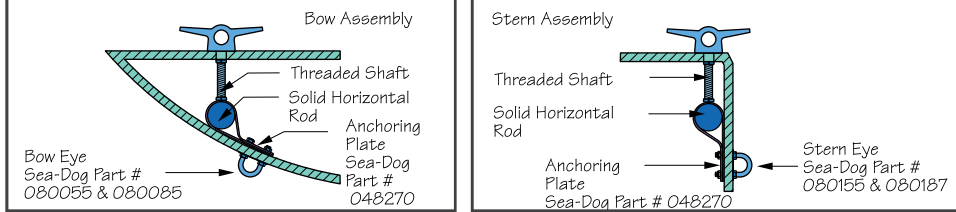


SEA-DOG HEADQUARTERS

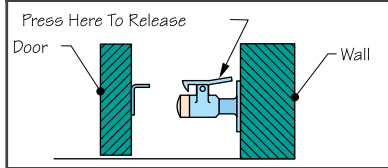
Part Numbers	Drawing #
048210, 048270	1
182608	4
151060, 151065, 151082, 151087, 151550, 151565	8
159103, 159502	5
221710, 222710	2
321000	4
321291, 321295	10
321402	13
321650, 321660	11
321660, 321670	12
321850	14
322270	7
324380	3
325950	17
327150	18
327160	19
327175	15
327234-1	21
182608, 328068, 328074	6
336140	9
364135	20
561010-1	16

Instruction Reference

1 048210, 048270

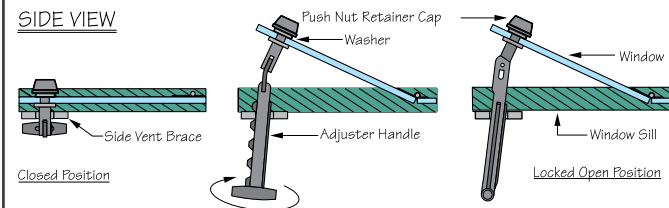


2 221710, 222710

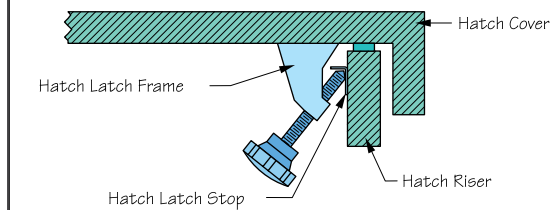


3 324380

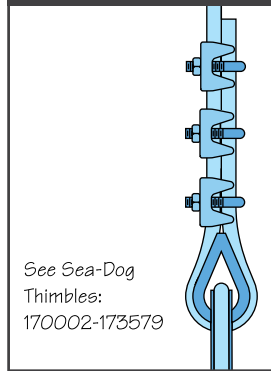
SIDE VIEW



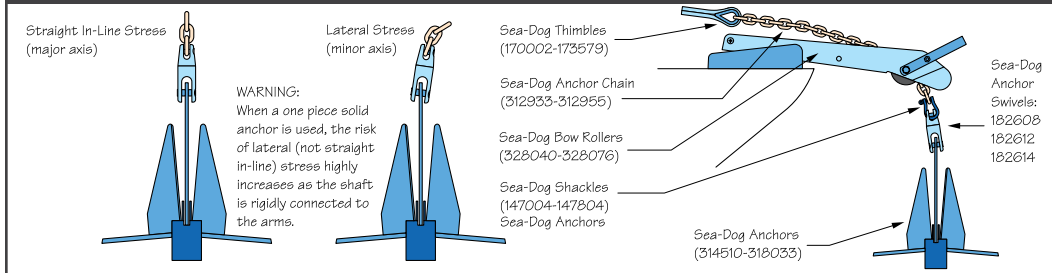
4 321000



5 159103, 159502

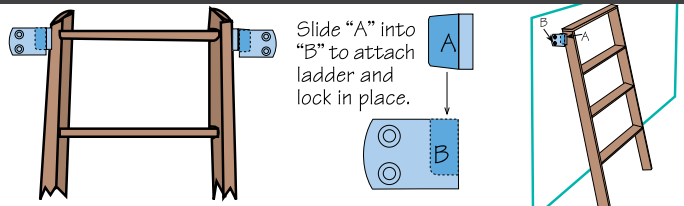


6 182608, 328068, 328074



7 322270


Attach "A" to the ladder, attach "B" to the wall, making sure ladder will sit flat on the floor when in locked position. Lift ladder so "A" is above "B" and slide "A" into the pocket of "B". To remove reverse the process and stow ladder away.



8 151060, 151065, 151082, 151087, 151550, 151565




Key
Lock
System



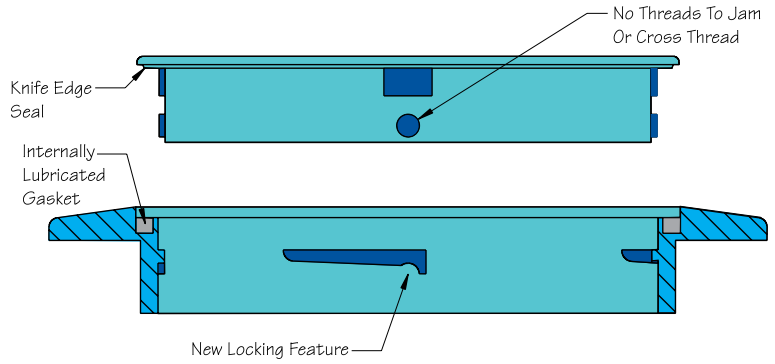
No Hooking Points
No Sharp Edges

Other Types Of
Closing Devices
On Snaps

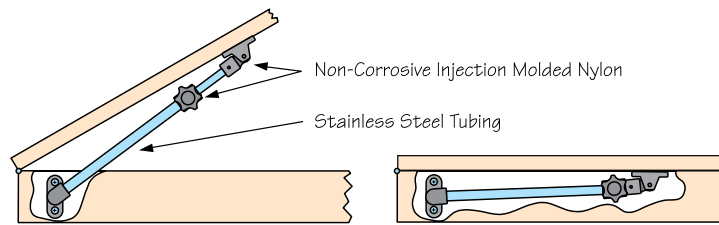


2 Hooking Points
2 Sharp Edges

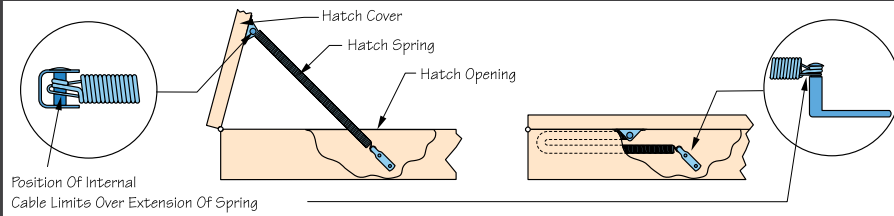
9 336140



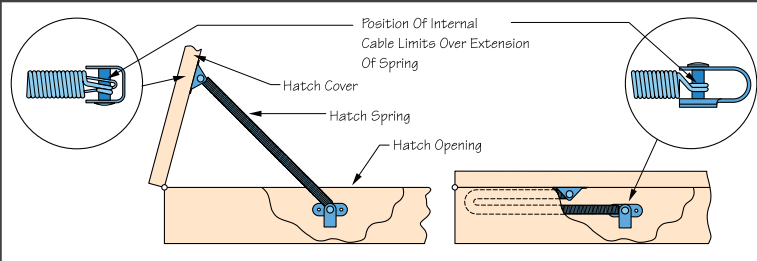
10 321291, 321295



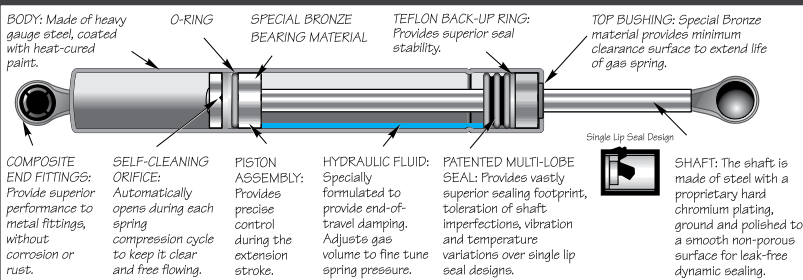
11 321650, 321660



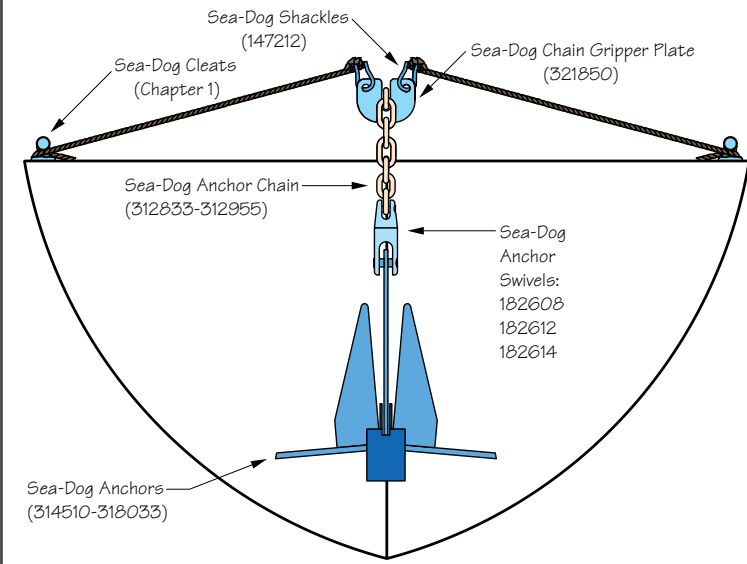
12 321660, 321670



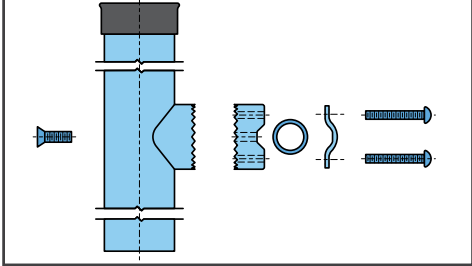
13 321402



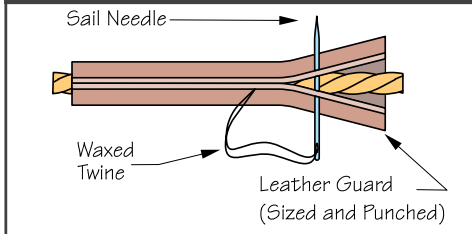
14 321850



15 327175

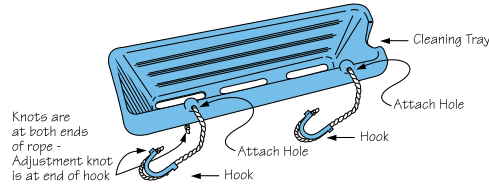


16 561010-1

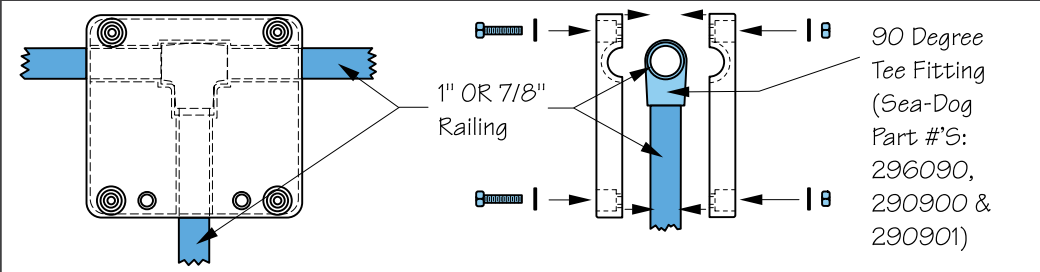


17 325950

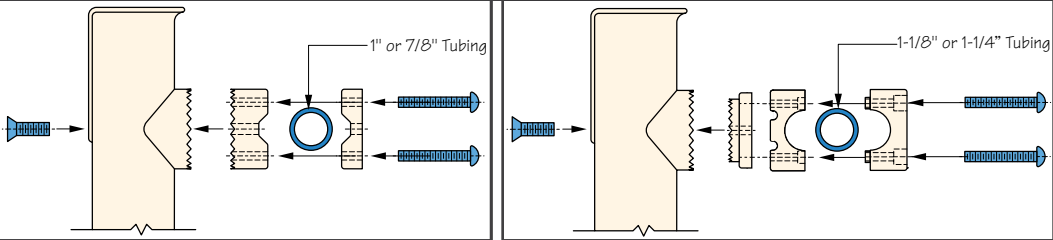
- Can be adapted to different mounting situations by simply changing the position of the adjustment knots.
- Lightweight and portable
- Strong, high impact polypropylene



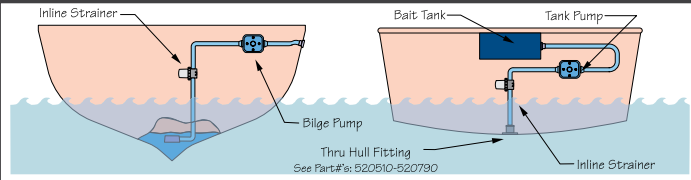
18 327150



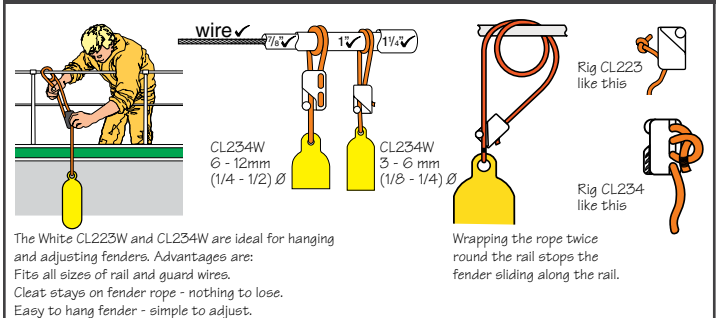
19 327160



20 364135



21 327234-1









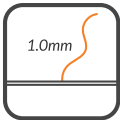


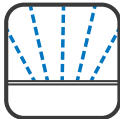


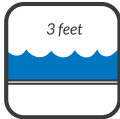
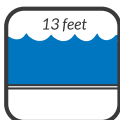
IP RATING CHART

(ingress) (protection)

The IP Rating Chart provides a standard for the measuring of degree of protection against intrusion of solids and liquids. The first digit in an IP rating represent the degree in protection against solids, while the second represents degree of protection against liquids.

EXAMPLE

SOLID		LIQUID
6	+	7
Dust tight. Zero ingress of dust permitted.		Protected against the effects of immersion between 15cm and 1m

SOLID	+	LIQUID
1 Protected against a solid object greater than 50 mm, such as a hand. 		1 Protected against water drops. 
2 Protected against a solid object greater than 12.5 mm, such as a finger. 		2 Protected against water drops at a 15° angle. 
3 Protected against a solid object greater than 2.5 mm, such as a wire. 		3 Protected against water spray at 60° angle. 
4 Protected against a solid object greater than 1.0 mm, such as a wire. 		4 Protected against water splashing from any angle. 
5 Dust protected. Prevents ingress of dust sufficient to cause harm. 		5 Protected against water jets from any angle. 
6 Dust tight. Zero ingress of dust permitted. 		6 Protected against powerful water jets and heavy seas. 
		7 Protected against the effects of temporary submersion in water. (30 mins at 3 feet) 
		8 Protected against the effects of permanent submersion in water. (Up to 13 feet) 

EXPERIENCE THE AWARD WINNING DIFFERENCE

2021

2010

2020

2009

2018

2008

2017

2007

2016

2006

2015

2005

2012


2003

2011

2002



SUPPLIER OF THE YEAR



A

Index

A

- Accu-Mix™ Measuring Bottle** 299
- Air Compressors** 260-261
- Air Horns** 259-261
- All Around Lights** 183-184, 186-188, 265
- Alligator Clips** 241
- Anchor Accessories**
 - Chains 124-125
 - Chocks 131
 - Plates 18
 - Points 22
 - Rollers 149-150
 - Swivels 53
- Anchor Lines** 119-120
- Anchors**
 - Folding 126
 - Mushroom 125
 - Navy 126
 - River 125
- Anchor Shackles** 41-42
- Angle Bracket, 90 degree** 75
- Angled Deck Fills** 175
- Antenna Base** 144, 153-156
 - Adjustable 144, 153-154
 - Bracket 156
 - Clip 156
 - Extension 155
 - Fixed 144, 154-155
 - Hook 156
 - Tube Mount 155
- Anti-Rattle Latch** 72, 83
- Ashtrays** 300

B

- Backing Plate (for hinge)** 66
- Baitwell**
 - Plugs 286
 - Strainer 287
- Baitwell Light** *See Livewell Light*
- Barrel Bolts** 75, 87
- Base Fittings** 98, 107

Battery Accessories

- Battery Terminal Covers 211
- Boxes 210-211
- Box Straps 211
- Clips 241
- Switches 227-228, 235
- Terminal Caps 211
- Terminals 212
- Test Switch 235
- Trays 210
- Bayonet Base Light Bulbs** 261-262, 264
- Bells** 272
- Berth Lights** 192
- Bilge Blowers** 261
- Bilge Pump Switches** 230-231
- Bimini Fittings** 98
- Bimini Straps** 111
- Boat Hook Accessories**
 - Bracket Clip 276
 - Lock Button Accessory Adapter 274
 - Mooring Buoy Snap 273-274
 - Mooring Cover Support Crown 276

Boat Hooks 273

Bollards 21

Bolts

- Barrel 75, 87
- Eye 25, 32-35, 38
- U-Bolt 24

Bottle Openers 299

Bow Chocks 20

Bow Eyes 22-24

Bow Rollers 148-150

Bow Shackles 35, 39-42

Bow Sockets 147

Brackets

- 90 Degree Angle 75
- Antenna 156
- Motor Bracket 145
- Rail Mount 142, 146
- Ring Buoy 144, 277
- Round 146
- Table 75

Breaker Panels 229-235

Brushes 274-275

Buoy Brackets 144, 277

Butt Connectors 251

Butterfly Vents 163

C

Cable Adapters 157

Cable Clamps 30, 250

Cable Connectors 157-158

Cable Outlets 236

Cable Ties 250

Cam Locks 80

Canvas Fasteners 113

Canvas Snaps 114

Canvas Snap Tool 114

Ceramic Heater 270

Chain Deck Pipes 130-131

Chain Gripper Plate 131

Chain Stopper 131

Chart Lights 240

Chocks

- Anchor 131
- Bow 20
- Skene 20-22
- Straight 20

Cigarette Lighters 240

Circuit Breakers 224-225, 231

Clam Shell Vents 161-162

Cleats 12-20, 143, 305

Closed Base 15, 17

Fender 143

Folding 12, 19

Halyard 20

Line 305

Open Base 12-15, 17-18

Pull-Up 12-13

Rail Mount 143

Tie Down 305

Weldable 17-18

Zig Zag 16

Clevis Grab Hook 38

Clevis Pins 57

Clevis Slide 111
Closed Base Cleats 15, 17
Coat Hooks 303-305
Coaxial Cable Assembly 156
Coho Fish Cleaner 139
Collector Boxes 160-161
Compact Horns 253-254, 258
Compressors (for Air Horns) 260-261
Contra Rocker Switch 213
Cordage
 Anchor Lines 119-120
 Bulk 121-122
 Bungee 120
 Dock Lines 116-120
 Fender Line 121
 Shock Cord 301-302
 Utility Cord 124
Coupler Locks 308
Courtesy Lights 193-197
Cowl Vents 161, 306-307
Cunningham Hooks 57
Cupboard Bolt 85

D

Day/Night Light 202
Deck Catch 79
Deck Drains 171
Deck Fills 171-176
 Angled 175
 Keys 171
 Pipe 175
Deck Pipes 130-131
Deck Plates
 Inspection Covers 166
 Keys 164
 Pop-Out 166
 Screw Out 164, 167
Deck Steps 147
Dimmer Switches 200
Docking Lights 204-205
Dock Line 116-120
Dome Lights 190-192, 197
Door Bumpers 133

Door Buttons 76, 85
Door Catches 77, 79, 84, 87, 90-91
Door Hooks 74, 82-83
Door Stops 76-77, 85, 87
 Button 76, 85
 Catch 77, 87
 Magnetic 77
 Sliding 76
Drain Covers 163
Drain Plugs 282-286
 Snap Handle 285
 T-Handle 286
Drain Tube Flaring Tool 287
Drain Tubes 282, 287
D-Rings 19, 30, 55
Drink Holders 296-299
Drop-In Horns 255-257
D-Shackles 35-36, 38-41
Dual Power Socket 238, 240

E

Elbow Catches 84, 90
Elbows 99, 109
Engine Controls 94-95
Exhaust Thru-Hull 288
Exit Plates 25
Eye Bolts 25, 32-35, 38
Eye Nuts 22
Eye Plates
 Diamond 28-29
 Oblong 28-29
 w/ Ring 29
Eye Swivel 51-52

F

Fairlead 28, 143, 148-150
Fans 270
Fast Eye Snaps 32-34, 37
Faucet
 Swiveling Telescopic 281
 Washdown 280
Fender Cleats 143

Fender Holders 146
Fender Hook 306
Fender Line 121
Festoon Light Bulbs 262, 264-265
Fillet Tables 140-142
Finger Pulls 91
Fish Cleaner, Coho 139
Fishing Rod Gimbal 141
Fishing Rod Holders 133-138, 140-141, 145
Fishing Rod Storage Rack 139
Fittings
 Base 98, 107
 Bimini 98
 Handrail 99, 108
 Jaw Slide and Bracket 104
 Lifeline 106
 Side 101, 106
 Slide 100, 105
 Top 100-101, 104-105
Flagpoles 143-144, 151
Flagpole Sockets 278-279
Flexible Door Catch 90
Flood Lights 203, 263
Flush Mount Rod Holders 134-138
Folding Cleats 12, 19
Folding Ladder 296
Folding Steps 132, 147-148
Foot Switch 218
Fresh Water Inlets 280-281
Fuse Blocks 223
Fuse Holders 222-224, 230, 249, 267, 269-270
 Inline 222-224, 249, 267, 269-270
 Mini 267
Fuse Kits 266-268
Fuses
 Glass Tube 266
 Inline 179, 222-224, 249, 261, 267, 269-270
 Mini 267

G

Galley Pumps 281
Garboard Drains 283-285
Gas Fill, Flip Top 172, 176
Gas Tank Strap 179
Gas Tank Vents 177-179
Gate Latches 79
Gear Hammock 302
Glass Tube Fuses 266
Grills (for horns) 255-257, 300

H

Halogen Light Bulbs 263
Halyard Cleats 20
Halyard Shackles 36
Hammock 302-303
Hammock Hook 303
Handles
 Hatch 78, 80, 86
 Lift 75, 84-85, 88
 Spring Loaded Flush 77
 T-Handle 79, 81
Hand Rails
 Lifeline 106
Hasps
 Locking 74
 Swivel 73, 83
Hatch Adjusters 127-128
Hatch Latch 78, 80, 86, 127
Hatch Pulls 77-78, 86
Hatch Springs 129-130
Hawse Pipes 152
Head Screws 112
Heater, Ceramic 270
Heat Shrink Terminals/Connectors 251-252
Hinge Fittings 101-102, 105-106
 Side Mount 101, 106
 Top Mount 101, 105

Hinges

 Butt 60, 62-63, 66-69, 72
 Door 60-66, 71-72
 Strap 61, 63, 71
 Take-Apart 63, 66-67, 69
 T-Hinge 72
 Two Pin 61-62

Hole Liner

Hooks

 Clevis Grab 38
 Cunningham 57
 Eye Grab 38
 Hammock 303
 Lashing 57, 303
 Main Sail 57
 Pelican 54
 Reefing 57
 Snap 33, 37, 43-47

Horn Buttons

Horns

 Air 259-261
 Compact 253-254, 258-259
 Compressors 260-261
 Drop-In 255-257
 Grills 255-257, 300
 Trumpet 258-261

Hose Klip™

Hose Vents

I

Ignition Switches

Impeller Puller

Inline Fuse

Inline Fuse Holders

Inline Fuses

Inspection Cover

Intake Strainer

J

Jaw Slides

K

Key Float

Kill Switches

Knives

L

Ladder

 Folding 296
 Locks 132
 Telescopic Step 152-153

Latches

 Anti-Rattle 72, 83
 Push Button Cabinet 89-90
 Push Button Rim 88-89
 Slam 79-81, 92
 T-Handle 79, 81

LED

LED Light Bulbs

Lifeline Fittings

Lift Eye

Lift Handles

Lift Ring

Lift Rings

 Anchor Plate 18
 Flush 77-78, 85-86
 Surface Mount 78

Lift Spring, Gas Filled

Lift Spring Mounts

Light Bulbs

 Bayonet Base 261-262, 264
 Festoon 262, 264-265
 Halogen 263
 LED 265
 Wedge 263-264

Lights

 All Around 183-184, 186-188, 265
 Berth 192
 Chart 240
 Courtesy 193-197
 Day/Night 202
 Docking 204-205
 Dome 190-192, 197

Lights (Continued)

- Livewell 196
- Masthead 182, 184, 187
- Mirror 198
- Navigation 185-186, 189-190
- Overhead 202
- Reading 192-193
- Side 185-186, 189-190
- Spot/Flood 203, 263
- Spreader 203-204
- Stern 182, 187
- Strip 196
- Transom 185, 187-188
- Utility 194
- Wall Switch 200

Links

- Pear Style 45
- Quick 45-46, 48
- Snap 45

Livewell Lights 196

Locker Vents 163

Locking Hasps 74

Locks

- Cam 58, 80
- Combination 82
- Coupler 308
- Pad 74, 81

Louvered Ventilator 160, 162-163, 168, 170

Lower Unit Pumps 279

Low Profile Vents 306-307

M

Main Sail Hooks 57

Manual Bilge Pumps 280

Masthead Lights 182, 184, 187

Measuring Bottle, Accu-Mix™ 299

Microphone Clips 158

Midget Vents 162

Mini Fuse Holders 267

Mirror Lights 198

Mooring Buoy Snap 273-274

Mooring Cover Support Crown 276

Mooring Line Chafe Kits 291

Motor Flushes 288-289

Motor Well Boots 290

Multi-Tools 292

Mushroom Anchors 125

N

Navigation Lights 185-186, 189-190

O

Oar Collars 294

Oarlock Bushing 295

Oarlocks

- Angled Socket 294
- Clamp-On 295
- Davis And Socket 294

Oil Change Pump 279

Open Base Cleats 12-15, 17-18

Overhead Lights 202

P

Paddle Clips 277

Paddles 272-273, 277

Pad Eyes 26-28

Padlock Eye 74

Padlocks 74, 81

Panels

- 4-Gang 231-232
- Breaker 230, 232-235
- Horizontal 232-234
- Rocker Switch 229, 231-235
- Switch 200, 229, 231-235

Pear Style Links 45

Pelican Hooks 54

Pins

- Clevis 57
- Release 56, 111

Pipe Deck Fills 175

Pitot Tube

- Shield 161
- Speedometer 290

Pitot Tube Shield 161

Playing Cards 300

Plugmate™ 284

Plugs

- Baitwell 286
- Drain 282-286
- Motor Receptacle 239
- Power 237-238, 243, 249

Plug Vents 170

Polarized Electrical Connector 239

Pole Storage Brackets 276

Pole Storage Clips 277

Pop-Out Deck Plates 166

Power Socket Housing 236

Prop Wrench 290

Pulleys 30

Pulls

- Finger 91
- Hatch Cover 77-78, 86
- Ring 77-78, 85-86
- Round Ring 86

Pull-Up Cleats 12-13

Pumps

- Lower Unit 279
- Manual Bilge 280

Push Button Switch 217-218

Push-On Terminals 252

Push-Pull Switches 216

Q

Quick Links 45-46, 48

R

Radar Reflector 296

Radio Cable Adapter 157

Rail Fittings

- Bases 98, 107
- Handrails 99, 108
- Replacement Parts 112
- Tees 99, 109

Rail Mont Brackets 142, 146

Reading Lights 192-193

Receiver Pin With Clip 308

Reefing Hooks 57

Release Pin 56, 111

Rigging Knife 293

Rim Latch 88-89

Ring Pulls 77-78, 85-86

Rings

- D-Ring 19, 30, 55
- Folding 19, 30
- Round 55-56, 86
- Split 57
- Triangle 56

Ring Terminals 251

Rocker Switches 213-214, 218-219, 227, 229, 231-235, 244-245

Rocker Switch Fuse Panels 235

Rod Holders

- Flush Mount 134-138
- Narrow 134
- Rail Mount 145
- Side Mount 133-135, 138
- Three-Pole 134
- Two-Pole 133

Rod Storage Rack 139

Roller Catches 90-91

Roller Clips 48

Rope *See Cordage*

Rope Clip 48

Rope Cutter 123-124

Round Brackets 146

Round Rings 55-56, 86

Rubber Tie Down 301

Rub Strake 20

S

Sailmaker Shackles 35

Samson Post 21

Screw Out Deck Plates 164, 167

Scupper Valve 287-288

Seat Swivel 153

Shackles

- Anchor 41-42
- Bow 35, 39-42
- D-Shackles 35-36, 38-41
- Halyard 36
- Key Pin 36

Shackles (Continued)

- Sailmaker 35
- Snap 36
- Twisted D-Shackle 36, 41

Shock Cords

- Clip 302
- Elastic 301
- Hooks and Crimps 302

Side Lights 185-186, 189-190

Sink Drains 281-282

Skene Chocks 20-22

Ski Tows 180

Slam Latches 79-81, 92

Slide Fittings 100, 104-105

Snap

- Shackles 36

Snaps

- Asymmetrical 32-38, 42-47, 114, 120, 273-274, 285
- Canvas 114
- Fast Eye 32-34, 37
- Hook 33, 37, 43-47
- Link 45

Snap Shackles 36

Snubbers 291

Speedometer Pitot Tubes 290

Splicing Fids 291-292

Split Rings 57

Spot/Flood Lights 203, 263

Spreader Boots 291

Spreader Lights 203-204

Stanchion Fittings 106

Steering Cable Boot 290

Steering Wheels 92-94

- Maneuvering Knob 92

Step Handles 24, 91

Step Ladders 152-153

Steps

- Deck 147
- Folding 132, 147-148

Stern Lights 182, 187

Strainers 179-180, 282, 287

Strip Lights 196

Stud Catch 87

Switches

- Dimmer 200
- Foot 218
- Ignition 214-215
- On-Off 216
- Panel 200, 229, 231-235
- Push-Pull 216
- Rocker 213-214, 218-219, 227, 229, 231-235, 244-245
- Toggle 212, 219, 233-234

Swivel Hasps 73, 83

Swivels

- Eye 29, 32-38
- Hasp 73, 83

T

Table Brackets 75

Tees (rail fittings) 99, 109

Terminal Block Bakelite 247

Terminal Crimpers 252

Terminal Posts 248

Terminals 211-212, 222-223, 246-248, 251-252

Thimbles 50-51

Thru-Hulls 287-288

Thru Vents 168-170

Tie Down Eye Straps 26-27

Tiller Rope Pulley 30

Tiller Rope Spring 30

Toasters 300

Toggle Pin & Lanyard 111

Toggle Switches 212, 219, 233-234

Tools

- Canvas 114
- Multi 292
- Scissors 293
- Wire Stripper 252-253, 292

Top Mount Fittings 100, 104

Trailer Winch Cable 308

Transom Gudgeon 152

Transom Lights 185, 187-188

Triangle Rings 56

Trolling Motor Receptacle & Plug 239

Trumpet Horns 258-259, 261

Tube Connectors 103

Turnbuckles 53-54

Twisted D-Shackle 36, 41

U

UHF Cable

Cap & Chain 158

Connectors & Reducers 157

USB Charger Plug 243

USB Sockets 233, 241-243

Utility Cordage 124

Utility Lights 194

V

Vent Adjuster Kit, Side 133

Vents

Adjuster Kit 133

Butterfly 163

Clam Shell 161-162

Cowl 161, 306-307

Flush 169-170

Gas Tank 177-179

Hose 169

Locker 163

Louvered 160, 162-163, 168, 170

Low Profile 306-307

Midget 162

Plug 170

Vents/Thru 168-170

Vertical Electrical Panels 229, 231-232, 234

W

Wall Switches 200

Washdown Water Outlets 280-281

Webbing Handles 92

Webbing Slides 58

Weldable Cleats 17-18

Whipping Twine 124

Whistles 293

Winch Accessories

Cables 308

Handle Holders 301

Handles 300

Window Stop 132

Window Stops 132

Windshield Hardware 132-133

Windshield Washer Kit 210

Windshield Wiper Arms and Blades
208-209

Windshield Wiper Motors 206-207

Wire Covers 236


Wire Stripper Cutter Tool 253

Numerical Index – Clamcleat®

Products	Sea-Dog parts # Bulk	Display	Page
CL201 Vertical	002010	002010-1	10
CL202 Horizontal	002020	002020-1	10
CL203 Junior	002030	002030-1	5
CL203W White Junior	002030W	-	5
CL204 Mini	002040	002040-1	2
CL205 Major	002050	002050-1	11
CL206 Lateral (Starboard)	002060	002060-1	10
CL207 Lateral (Port)	002070	002070-1	10
CL209 Midi	002090	002090-1	10
CL211Mk1 Racing Junior Mk1 & CL211Mk1AN Hard Anodized	002111	002111-1	5
CL211Mk2 Racing Junior Mk2 & CL211Mk2AN Hard Anodized	002112	002112-1	4
CL211Mk2S2 Racing Junior Mk2 with Becket	002116	002116-1	4&8
CL211Mk2AN/S2 Hard Anodized	002117	002117-1	4
CL212 Leech Line Cleat	002118	002118-1	4
CL212A Shield for CL212	002120	002120-1	9
CL212BP Backplate for CL212	002125	-	9
CL212BP Black Backplate for CL241AN, CL258AN, CL259AN and CL273AN	002120P	-	9
CL213 Fine Line (Starboard)	002130	002130-1	2
CL214 Fine Line (Port)	002140	002140-1	2
CL214W Fine Line (Port)(White)	002140W	-	9
CL215 Side-fixing Midi Side Entry Mk1 (Port)	002150	002150-1	10
CL217Mk1 and CL217Mk1AN Hard Anodized	002171	002171-1	5
CL217Mk2 and CL217Mk2AN Hard Anodized	002175	002175-1	5
CL217Mk2 Side Entry Mk2 (Starboard)	002172	002172-1	5
CL218Mk1 and CL218Mk1AN Hard Anodized	002176	002176-1	5
CL218Mk2 and CL218Mk2AN Hard Anodized	002181	002181-1	5
CL218Mk2 Side Entry Mk2 (Port)	002185	002185-1	5
CL219 Racing Vertical	002182	002182-1	5
CL219VB	002186	002186-1	5
CL219AN Hard Anodized	002190	002190-1	10
Racing Vertical	002190NC	-	10
CL220 Major	002195	002195-1	10
CL220VB	002200	002200-1	11
CL221 Dinghy Leech Line Cleat	002200NC	-	11
Racing Mini	002210	-	9
CL222 and CL222AN Hard Anodized	002220	002220-1	2
CL223 Loop Cleat	002225	002225-1	2
CL223W White Loop Cleat	002230	002230-1	6
CL2245 Stainless Steel Fairlead for CL205, CL220, CL239 and CL240	002230W	327223-1	6
CL228 Vertical with Integral Fairlead	002245	002245-1	11
CL230 Racing Junior Mk1 with Roller and CL230AN Hard Anodized	002280	002280-1	10
CL231 Midi with Integral Fairlead	002300	002300-1	3&6
CL232 Cub Cleat and CL232W White Cub Cleat	002305	002305-1	3&6
CL233 Sail Line Cleat	002310	002310-1	10
CL233BP Backplate for CL233	002320	002320-1	3
CL234 Fender / Large Loop Cleat	002330W	-	3
CL234W Fender / Large White Loop Cleat	002330	-	9
CL236 Roller Fairlead	002330BP	-	9
Racing Junior Mk1 and CL236AN Hard Anodized	002340	002340-1	6
CL237 Vertical with Spring Gate	002340W	327234-1	6
CL238 Racing Vertical with Spring Gate	002360	002360-1	3
CL239 Major with Spring Gate	002365	002365-1	3
	002370	002370-1	11
	002380	002380-1	11
	002390	002390-1	11

Products	Sea-Dog parts # Bulk	Display	Page
CL240 Racing Major with Spring Gate	002400	002400-1	11
CL241 Racing Sail Line Cleat	002410	002410-1	3&9
CL241AN Hard Anodized (Port)	002415	002415-1	3&9
CL243/L Nylon Insert Cleat with Fairlead	002430	-	9
CL244 Aluminum Boom Cleat	-	002440-1	8
CL244/L Aluminum Insert Cleat with Fairlead	002440	-	9
CL247 Compact Twin Sheave Cleat	002470	002470-1	8
CL248 Cleat with Hook and 3 Sheaves	002480	002480-1	8
CL249 Tug Cleat	002490	002490-1	8
CL250 The Gap Closer	002500	002500-1	8
CL253 Trapeze and Vang Cleat	002530	002530-1	3&6&8
CL253AN Hard Anodized	002535	002535-1	3&6&8
CL254 Racing Midi	002540	002540-1	10
CL254AN Hard Anodized	002545	002545-1	10
CL255 Omega Cleat	002550	002550-1	3
CL255AN Hard Anodized	002555	002555-1	3
CL257 Auto-Release Racing Mini	002570	002570-1	2
CL258 Racing Fine Line	002580	002580-1	2&9
CL258AN Hard Anodized (Starboard)	002585	002585-1	2&9
CL259 Racing Fine Line	002590	002590-1	2&9
CL259AN Hard Anodized (Port)	002595	002595-1	2&9
CL260 Line-Lok®	002600	002600-1	6
CL260W Line-Lok® (White)	002603	002603-1	6
CL261 Power Grip 1	002610	002610-1	8
CL262 Power Grip 2	002620	002620-1	8
CL263 Micros	002630	002630-1	4
CL263W Micros (White)	002633	002633-1	4
CL264 Cobra Cleat	002640	002640-1	6&8
CL264AN Hard Anodized	002645	002645-1	6&8
CL265 Bar Cleat	002650	002650-1	8
and CL265AN Hard Anodized	002655	002655-1	8
CL266 Mini Line-Lok®	002660	002660-1	6
CL266W Mini Line-Lok® (White)	002663	002663-1	6
CL267 Racing Sail Edge Cleat	002670	002670-1	9
CL268 Racing Micros with Fairlead and	002680	002680-1	4
CL268AN Hard Anodized	002685	002685-1	4
CL269 Sail Edge Cleat	002690	002690-1	9
CL270 Racing Micros with Becket	002700	002700-1	4
CL270AN Hard Anodized	002705	002705-1	4
CL271 Large Line-Lok®	002710	002710-1	6
CL271W Large Line-Lok® (White)	002713	002713-1	6
CL272Mk2 Junior	002720	002720-1	4
CL272W Mk2 Junior (White)	002723	002723-1	4
CL273 Racing Sail Line Cleat	002730	002730-1	3&9
CL273AN Hard Anodized	002735	-	3&9
CL274 Micros	002740	002740-1	2
CL274W Micros (White)	002743	002743-1	2
CL275 Racing Micros	002750	002750-1	2
CL275AN Hard Anodized	002755	002755-1	2
CL276 Medium Line-Lok®	002760	002760-1	6
CL276W Medium Line-Lok® (White)	002763	002763-1	6
CL277 Racing Micros Side Entry with Becket	002770	002770-1	4
CL277AN Hard Anodized (Starboard)	002775	002775-1	4
CL278 Racing Micros Side Entry with Becket	002780	002780-1	4
CL278AN Hard Anodized (Port)	002785	002785-1	4
CL281 (Port)	002810	002810-1	3
CL283 (Starboard)	002830	002830-1	3
CL5001 Q-Lok	005000	005000-1	3
CL702 Aluminium Boom Cleat	007020	007020-1	5
CL702AN Hard Anodized	007025	007025-1	5
CL704 Racing Junior Mk1 with Becket	007040	007040-1	5

Products	Sea-Dog parts # Bulk	Display	Page
CL704AN Hard Anodized	007045	007045-1	5
CL708 Rivet-on Fitting for 6:1 Ratio	007080	007080-1	8
CL712 Small Insert Cleat	007120	-	9
CL715 Insert Cleat	007150	-	9
xCL719 Trucker Hitch Cleat	007190	007190-1	11
CL802 Tapered Pad for CL204	008020	-	2
CL222 and CL222AN	008030	-	10
CL803 Tapered Pad for CL209	008040	-	10
CL254 and CL254AN	008050	-	11
CL804 Tapered Pad for CL219	008060	-	6
CL219AN, CL237 and CL238			
CL805 Tapered Pad for CL205			
CL220, CL239 and CL240			
CL806 Jiffy Tie			
CL814 Keeper Accessory for CL203, CL211 Mk1, CL217 Mk1, CL218 Mk1, CL236, etc	008140	008140-1	5
CL815 Keeper Accessory for CL211 Mk2, CL211 Mk2/S2, etc	008150	008150-1	4
CL816 Cage for CL203, CL211 Mk1, CL236, etc	008160	008160-1	5
CL817 Cage for CL211 Mk2, etc	008170	008170-1	4
CL818 Tapered Pad for CL203, CL211 Mk1, CL819 Tapered Pad for CL211 Mk2, CL217 Mk2, CL218 Mk2 & CL211 Mk2/S2	008180	008180-1	5
CL823 Tapered Pad for all Micros Cleats	008190	008190-1	4
CL825CKC Twin Training Cleats	008230	008230-1	2&4
CL825CKCAN	008250	008250-1	4
CL826 Aero base	008255	008255-1	4
+CL211 Mk2 Racing Junior	008261	008261-1	7
+CL211 Mk2AN Hard Anodized	008265	008265-1	7
+CL272 Mk2 Junior	008263	008263-1	7
CL827 Aero base			
+CL203 Mk1 Junior	008277	-	7
+CL211 Mk1 Racing Junior	008271	-	
+CL211 Mk1AN Hard Anodized	008272	008272-1	7
+CL217 Mk1 Racing Junior Side entry (Starboard)	008273	-	7
+CL217 Mk1AN Hard Anodized Side entry (Starboard)	008274	-	7
+CL218 Mk1 Racing Junior Side entry (Port)	008275	-	7
+CL218 Mk1AN Hard Anodized Side entry (Port)	008276	-	7
+CL236 Mk1 Racing Junior with Roller Fairlead	008278	-	7
+CL236 Mk1AN Hard Anodized with Roller Fairlead	008279	-	7
CL828 Aero base			
+CL263 Micros	008287	-	7
+CL268 Racing Micros	008281	008281-1	7
+CL268AN Hard Anodized	008282	008282-1	7
+CL270 Racing Micros with Becket	008288	-	7
+CL270AN Hard Anodized with Becket	008289	-	7
+CL277 Racing Micros Side entry (Starboard)	008283	-	7
+CL277AN Hard Anodized Side entry (Starboard)	008284	-	7
CL829 Aero base			
+CL211Mk2AN Hard Anodized	008295	-	
CL830CKC Side mount Mk2	008300	008300-1	
CL830CKCAN Side mount Mk2	008305	008305-1	4
CL832CKC In-line Mk2	008320	008320-1	
CL832CKCAN In-line Mk2	008325	008325-1	4
CL833CKC In-line Mk1	008330	008330-1	
CL833CKCAN In-line Mk1	008335	008335-1	5
CL834 Handle for CL253 Trapeze Cleat	008340	008340-1	3&6
PT230SSE Eye for CL230 and CL253	002309	002309-1	3



#

Index

Numerical Index

0P20401	67	041504	13	044106-1	16	078110-1	22	080846	25	089702-1	29	139132	34
0P20501	70	041504-1	13	044204	17	078112	22	080854	25	089703	29	139132-1	34
0P20502	70	041506	13	044206	17	078112-1	22	080856	25	089703-1	29	139133	34
0P22100	77	041584	13	044604	17	078208	22	080864	25	089704	29	139133-1	34
0P22101	77	041586	13	044604-1	17	078210	22	080866	25	089704-1	29	139800	34
0P22105	77	041594	12-13	046046	17	079133	22	081010	25	090125	30	139800-1	34
0P22110	81	041596	12-13	046048	17	079133-1	22	081011	25	090125-1	30	139896	35
0P27001	112	041598	12-13	046104	17	079135	22	081101	26	090145	30	139896-1	35
0P27001-1	112	041604	13	046104-1	17	079135-1	22	081101-1	26	090145-1	30	139900	35
0P27002	112	041604-1	13	046105	17	079233	22	081102	26	090155	30	140041	35
0P27002-1	112	041605	13	046105-1	17	079233-1	22	081102-1	26	090155-1	30	140051	35
0P27003	112	041605-1	13	046106	17	079710	23	081103	26	091814	30	140052	35
0P27003-1	112	041606	13	046106-1	17	079720	23	081103-1	26	091814-1	30	140060	35
0P27004	112	041606-1	13	046108	18	079750	23	081104	26	091852	30	140082	35
0P27004-1	112	041608	13	046108-1	18	079810	23	081200	26	091852-1	30	140106	35
0P27005	112	041608-1	13	046110	18	080031	24	081200-1	26	091934	30	140108	35
0P27005-1	112	041610	13	046210	18	080031-1	24	081205	26	091934-1	30	140141	35
0P27006	112	041610-1	13	048210	18	080033	24	081205-1	26	092100	30	140151	35
0P27006-1	112	041612	13	048220	18	080033-1	24	081210	26	092100-1	30	140152	35
0P27007	112	041612-1	13	048270	18	080035	24	081210-1	26	131042	32	140175	36
0P27007-1	112	041636	13	048280	18	080035-1	24	081215	26	131042-1	32	140178	36
0P27008	112	041636-1	13	048330	19	080036	24	081215-1	26	136010	32	140205	36
0P27008-1	112	041656	14	048350	19	080036-1	24	081220	26	136010-1	32	140206	36
0P27301	112	041666	14	048500	19	080055	24	081220-1	26	136012	32	140207	36
0P27301-1	112	041666-1	14	048500-1	19	080055-1	24	081242	26	136012-1	32	140235	36
0P27302	112	041708	14	048610	19	080085	24	081242-1	26	136016	32	140236	36
0P27302-1	112	041710	14	048610-1	19	080085-1	24	081252	26	136016-1	32	140238	36
0P27303	112	041712	14	048615	19	080095	24	081252-1	26	136021	32	142700	36
0P27303-1	112	041715	14	048615-1	19	080098	24	081261	27	136021-1	32	142702	36
0P27306	112	041718	14	048620	19	080135	24	081261-1	27	136025	32	142900	36
0P27601	112	041760	14	048620-1	19	080135-1	24	081262	27	136025-1	32	142902	36
0P27601-1	112	041762	14	048625	19	080155	24	081262-1	27	136032	32	143520	36
0P32505	135, 138, 145	041856	15	048625-1	19	080155-1	24	081265	27	136032-1	32	143660	36
0P32801	148-149	041858	15	050110-1	20	080187	24	081265-1	27	136120	32	143900	36
0P35105	174-175	041860	15	055408	20	080187-1	24	081270	27	136120-1	32	145045	37
0P35701	173-176	041886	15	055408-1	20	080243	24	081270-1	27	136121	32	146048	37
0P40002	190-191	041888	15	055412	20	080243-1	24	081271	27	136121-1	32	146048-1	37
0P40010	190	041890	15	055412-1	20	080253	24	081271-1	27	136122	32	146120	37
0P40011	187-189	041906	15	055418	20	080253-1	24	081275	27	136122-1	32	146120-1	37
0P40012	189	041906-1	15	055418-1	20	080263	24	081275-1	27	136123	32	146121	37
0P40015	190	041908	15	055424	20	080263-1	24	081276	27	136123-1	32	146121-1	37
0P58202	296	041908-1	15	055424-1	20	080265	24	081276-1	27	136126	32	146122	37
0P58203	296	042103	15	060040	20	080265-1	24	081280	27	136126-1	32	146122-1	37
0P75106	308	042103-1	15	060040-1	20	080283	24	081280-1	27	136131	32	146123	37
0P9A0103	229-230	042104	15	060043	20	080283-1	24	081310	27	136131-1	32	146123-1	37
0P9A0104	231-235	042104-1	15	060043-1	20	080285	24	081310-1	27	136132	32	146131	37
040103	12	042105	15	060060	20	080285-1	24	081311	27	136132-1	32	146131-1	37
040103-1	12	042105-1	15	060060-1	20	080288	24	081311-1	27	136133	32	146132	37
040104	12	043030	15	060065	20	080288-1	24	081350	27	136133-1	32	146132-1	37
040104-1	12	043030-1	15	060065-1	20	080463	25	081850	28	136540	33	146133	37
040105	12	043040	15	060200	20	080463-1	25	082010	28	136550	33	146133-1	37
040105-1	12	043040-1	15	060200-1	20	080466	25	082016	28	136560	33	146300	37
040106	12	043050	15	060210	20	080466-1	25	082051	28	136590	33	146300-1	37
040106-1	12	043050-1	15	060210-1	20	080483	25	082615	28	136590-1	33	146305	37
040108	12	043051	15	060323	21	080483-1	25	088621	28	136800	33	146305-1	37
040108-1	12	043065	15	061125	21	080488	25	088622	28	136800-1	33	146333	38
040110	12	043065-1	15	061220	21	080488-1	25	088623	28	138305	33	146333-1	38
040112	12	043080	15	061224	21	080495	25	088721	28	138305-1	33	146590	38
040114	12	043080-1	15	061230	21	080495-1	25	088722	28	138420	33	146590-1	38
041304	12	043340	16	061235	21	080499	25	088723	28	138420-1	33	146706	38
041304-1	12	043340-1	16	061310	21	080499-1	25	089503	29	138425	33	146708	38
041306	12	043360	16	061312	21	080504	25	089513	29	138425-1	33	146710	38
041308	12	043360-1	16	061315	21	080504-1	25	089601	29	139016	34	146712	38
041404	12	043380	16	064030	21	080506	25	089601-1	29	139016-1	34	146736	38
041404-1	12	043380-1	16	064030-1	21	080506-1	25	089602	29	139120	34	146738	38
041406	12	043390	16	067360	22	080708	25	089602-1	29	139120-1	34	146740	38
041408	12	043390-1	16	067360-1	22	080708-1	25	089603	29	139121	34	146742	38
041424	13	043540	16	076100	22	080710	25	089603-1	29	139121-1	34	147004	38
041424-1	13	043540-1	16	076100-1	22	080710-1	25	089611	29	139122	34	147004-1	38
041426	13	043550	16	078106	22	080812	25	089612	29	139122-1	34	147006	38
041428	13	043550-1	16	078106-1	22	080822	25	089613	29	139123	34	147006-1	38
041484	12-13	044104	16	078108	22	080832	25	089701	29	139123-1	34	147008	38
041486	12-13	044104-1	16	078108-1	22	080834	25	089701-1	29	139131	34	147008-1	38
041488	12-13	044106	16	078110	22	080843	25	089702	29	139131-1	34	147010	38

147010-1	38	147228	41	151080-1	43	154300-1	46	170003	50	182125	52	191851	55
147012	38	147228-1	41	151082	44	155500	46	170003-1	50	182206	52	191852	55
147012-1	38	147230	41	151085	44	155500-1	46	170004	50	182206-1	52	191853	55
147016	38	147230-1	41	151087	44	155630	46	170005	50	182208	52	191921	56
147038	39	147403	41	151100	43	155630-1	46	170005-1	50	182208-1	52	191943	56
147054	39	147403-1	41	151100-1	43	155812	46	170006	50	182210	52	191953	56
147054-1	39	147404	41	151102	44	155812-1	46	170006-1	50	182210-1	52	192027	56
147056	39	147404-1	41	151105	44	155822	47	170008	50	182212	52	192029	56
147056-1	39	147406	41	151107	44	155822-1	47	170008-1	50	182212-1	52	192038	56
147058	39	147406-1	41	151120	43	155832	47	170009	50	182306	52	192415	56
147058-1	39	147408	41	151120-1	43	155832-1	47	170009-1	50	182306-1	52	192420	56
147060	39	147408-1	41	151122	44	155841	47	170010	50	182308	52	192425	56
147060-1	39	147410	41	151125	44	155841-1	47	170010-1	50	182308-1	52	192520	56
147062	39	147410-1	41	151127	44	156060	47	170012	50	182310	52	192525	56
147062-1	39	147604	41	151160	43	156060-1	47	170012-1	50	182310-1	52	192530	56
147066	39	147606	41	151550	44	156080	47	170014	50	182312	52	192625	56
147103	39	147608	41	151550-1	44	156080-1	47	170016	50	182312-1	52	192630	56
147104	39	147610	41	151560	44	156080-5	47	170016-1	50	182608	53	192830	56
147106	39	147611	41	151560-1	44	156100	47	170020	50	182608-1	53	192840	56
147108	39	147612	41	151565	45	156100-1	47	170020-1	50	182612	53	192940	56
147110	39	147616	41	151565-1	45	156100-5	47	170022	50	182612-1	53	192950	56
147112	39	147619	41	151580	44	156120	47	170026	50	182614	53	193410	56
147123	39	147622	41	151580-1	44	156120-1	47	170028	50	185105	53	193410-1	56
147123-1	39	147626	41	151580-5	44	156140	47	170032	50	185106	53	193415	56
147124	39	147804	42	151585	45	156160	47	171206	50	185108	53	193415-1	56
147124-1	39	147804-1	42	151585-1	45	157110	47	171208	50	185110	53	193420	56
147126	39	147806	42	151600	44	157110-1	47	171210	50	185112	53	193420-1	56
147126-1	39	147806-1	42	151600-1	44	158003	48	171212	50	185116	53	193425	56
147128	39	147806-2	42	151600-5	44	158003-1	48	171216	50	185505	53	193425-1	56
147128-1	39	147806-5	42	151605	45	158005	48	171220	50	185506	53	193561	57
147130	39	147808	42	151605-1	45	158005-1	48	172006	50	185508	53	193562	57
147130-1	39	147808-1	42	151620	44	158006	48	172008	50	185510	53	193562-1	57
147132	39	147808-2	42	151620-1	44	158006-1	48	172010	50	185512	53	193563	57
147132-1	39	147808-5	42	151625	45	158008	48	172012	50	185514	53	193563-1	57
147153	40	147810	42	151625-1	45	158008-1	48	172016	50	185516	53	193564	57
147153-1	40	147810-1	42	152080	45	158008-5	48	172019	50	185519	53	193564-1	57
147154	40	147810-2	42	152100	45	158010	48	172022	50	186100	54	193605	57
147154-1	40	147810-5	42	153003	45	158010-1	48	172026	50	186110	54	193605-1	57
147156	40	147811	42	153003-1	45	158012	48	173551	51	186121	54	193606	57
147156-1	40	147811-1	42	153005	45	158012-1	48	173552	51	186131	54	193606-1	57
147158	40	147811-2	42	153005-1	45	159103	48	173553	51	189700	54	193608	57
147158-1	40	147811-5	42	153006	45	159103-1	48	173554	51	189705	54	193608-1	57
147160	40	147812	42	153006-1	45	159105	48	173556	51	189780	54	193610	57
147160-1	40	147812-1	42	153008	45	159105-1	48	173557	51	189785	54	193610-1	57
147173	40	147812-5	42	153008-1	45	159106	48	173559	51	189785-1	54	193611	57
147173-1	40	147816	42	153010	45	159106-1	48	173571	51	190570	55	193611-1	57
147174	40	147819	42	153010-1	45	159108	48	173572	51	190571	55	193612	57
147174-1	40	147822	42	153012	45	159108-1	48	173573	51	190573	55	193612-1	57
147176	40	147826	42	153014	45	159110	48	173574	51	190579	55	193614	57
147176-1	40	148333	42	153016	45	159110-1	48	173576	51	190580	55	193614-1	57
147178	40	148800-1	42	153603	45	159111	48	173577	51	190583	55	195110	57
147178-1	40	150060	43	153605	45	159112	48	173579	51	191207	55	195110-1	57
147180	40	150060-1	43	153606	45	159112-1	48	174571	51	191307	55	195210	57
147180-1	40	150065	43	153608	45	159116	48	174574	51	191310	55	195210-1	57
147184	40	150065-1	43	153610	45	159119	48	174576	51	191312	55	195310	57
147184-1	40	150080	43	153612	45	159122	48	181108	51	191410	55	195310-1	57
147186	40	150080-1	43	153614	45	159126	48	181110	51	191412	55	195320	57
147186-1	40	150085	43	153703	46	159502	48	181112	51	191415	55	195320-1	57
147188	40	150085-1	43	153703-1	46	159502-1	48	181116	51	191512	55	195410	57
147188-1	40	150088	43	153705	46	159503	48	181119	51	191515	55	195410-1	57
147190	40	150100	43	153705-1	46	159503-1	48	181208	52	191517	55	198105	58
147190-1	40	150100-1	43	153706	46	159504	48	181208-1	52	191520	55	198105-1	58
147203	40	150105	43	153706-1	46	159504-1	48	181210	52	191522	55	199011	58
147204	40	150105-1	43	153708	46	159505	48	181210-1	52	191620	55	199012	58
147206	40	150108	43	153708-1	46	159505-1	48	181212	52	191625	55	199013	58
147208	40	150120	43	153710	46	159506	48	181212-1	52	191632	55	199101	58
147210	40	150120-1	43	153710-1	46	159506-1	48	181216	52	191725	55	199101-1	58
147212	40	150125	43	153712	46	159508	48	181219	52	191830	55	199102	58
147223	41	150125-1	43	153712-1	46	159508-1	48	182106	52	191831	55	199102-1	58
147223-1	41	150128	43	154250	46	159510	48	182108	52	191832	55	199121	58
147224	41	151060	43	154250-1	46	159510-1	48	182110	52	191840	55	199121-1	58
147224-1	41	151060-1	43	154270	46	159512	48	182112	52	191841	55	199122	58
147226	41	151065	44	154270-1	46	170002	50	182116	52	191842	55	199122-1	58
147226-1	41	151080	43	154300	46	170002-1	50	182119	52	191843	55	201020	60

Numerical Index

201020-1	60	201954-1	65	205275	69	221244	75	222004-1	81	222440	86	227162	91
201025	60	201964	65	205275-1	69	221244-1	75	222009-1	82	222440-1	86	227162-1	91
201025-1	60	201964-1	65	205276	69	221255	75	222050	82	222460	86	227260	91
201030	60	202510	65	205280	70	221255-1	75	222050-1	82	222460-1	86	227260-1	91
201030-1	60	202510-1	65	205280-1	70	221275	75	222051	82	222461	86	227310	91
201070	60	202511	65	205280R	70	221275-1	75	222051-1	82	222461-1	86	227310-1	91
201070-1	60	202511-1	65	205282	70	221305	75	222055	82	222465	86	227320	91
201071	60	202530	66	205282-1	70	221305-1	75	222055-1	82	222465-1	86	227320-1	91
201071-1	60	202530-1	66	205285	70	221310	75	222056	82	222466	86	227321	91
201072	60	202531	66	205285-1	70	221310-1	75	222056-1	82	222466-1	86	227321-1	91
201072-1	60	202531-1	66	205290	70	221315	75	222065	82	222500	87	227322	91
201080	60	202539	66	205290-1	70	221315-1	75	222065-1	82	222500-1	87	227322-1	91
201080-1	60	202580	66	205310	71	221320	75	222066	82	222501	87	227462	92
201081	60	202580-1	66	205310-1	71	221320-1	75	222066-1	82	222501-1	87	227462-1	92
201081-1	60	202581	66	205320	71	221350	75	222090	82	222502	87	227560	92
201134	61	202581-1	66	205320-1	71	221350-1	75	222090-1	82	222502-1	87	227560-1	92
201134-1	61	204278	66	205350	71	221355	75	222091	82	222503	87	227561	92
201136	61	204278-1	66	205350-1	71	221355-1	75	222091-1	82	222503-1	87	227561-1	92
201136-1	61	204279	66	205390	71	221610-1	76	222110	83	222522	87	228120	92
201510	61	204279-1	66	205390-1	71	221615-1	76	222110-1	83	222522-1	87	228120-1	92
201510-1	61	204280	67	205400	71	221670	76	222112	83	222710	87	228125	92
201530	61	204280-1	67	205400-1	71	221670-1	76	222112-1	83	222710-1	87	228125-1	92
201530-1	61	204510	67	205410	71	221700	76	222113	83	222712	87	230101	93
201531	61	204510-1	67	205410-1	71	221700-1	76	222113-1	83	222712-1	87	230101-1	93
201531-1	61	204510L	67	205420	71	221710	77	222120	83	222821	87	230102	93
201535	61	204510L-1	67	205420-1	71	221710-1	77	222120-1	83	222821-1	87	230102-1	93
201535-1	61	204511	67	205460	71	221715	77	222121	83	222822	87	230106-1	92
201550	61	204511-1	67	205520	72	221715-1	77	222121-1	83	222822-1	87	230107-1	92
201550-1	61	204511L	67	205540	72	221750	77	222130	83	222823	87	230111	93
201551	62	204511L-1	67	205705	72	221750-1	77	222130-1	83	222823-1	87	230115	93
201551-1	62	204515	67	205705-1	72	221755	77	222150	84	222841	87	230211	93
201554	62	204515-1	67	205710	72	221755-1	77	222150-1	84	222841-1	87	230212	93
201554-1	62	204515L	67	205710-1	72	221810	77	222155	84	222842	87	230212G	93
201555	62	204515L-1	67	206530	72	221810-1	77	222155-1	84	222842-1	87	230213G	93
201555-1	62	204516	67	206530-1	72	221815	77	222155-1	84	222843	87	230215	93
201570	62	204516-1	67	207730	72	221815-1	77	222330-1	84	222843-1	87	230216	93
201570-1	62	204516L	67	207730-1	72	221820	77	222335	84	224260	88	230217	93
201572	62	204516L-1	67	207735	72	221820-1	77	222335-1	84	224260-1	88	230303	94
201572-1	62	204520	67	207735-1	72	221830	77	222340	84	224300	88	230323	94
201580	62	204520-1	67	221100	72	221830-1	77	222340-1	84	224300-1	88	230325	94
201580-1	62	204520L	67	221100-1	72	221831	78	222345	84	224301	88	232300	94
201582	62	204520L-1	67	221120	73	221831-1	78	222345-1	84	224301-1	88	232310	94
201582-1	62	204521	67	221120-1	73	221835	78	222346	84	224303	88	232318-1	94
201585	63	204521-1	67	221124	73	221835-1	78	222346-1	84	224303-1	88	232319-1	94
201586	63	204521L	67	221124-1	73	221840	78	222348	84	224312	88	232320	94-95
201590	63	204521L-1	67	221126	73	221840-1	78	222348-1	84	224312-1	88	232350	94
201590-1	63	204610	67	221126-1	73	221841	78	222349	84	224314	88	232360	95
201620	63	204611	67	221127	73	221842	78	222349-1	84	224314-1	88	232378-1	94-95
201620-1	63	204620	67	221127-1	73	221842-1	78	222350	85	224320	88-89	232379-1	94-95
201700	63	204620-1	67	221128	73	221850	78	222350-1	85	224321	88-89	254106	110
201700-1	63	204621	67	221128-1	73	221850-1	78	222355	85	224350	88	254106-1	110
201710	63	204621-1	67	221130	73	221860	78	222355-1	85	224350-1	88	254112	110
201710-1	63	204630	67	221130-1	73	221860-1	78	222356	85	225300	89	254112-1	110
201720	64	204630-1	67	221136	73	221880	79	222356-1	85	225300-1	89	254118	110
201720-1	64	204631	67	221136-1	73	221880-1	79	222360	85	225310	89	254118-1	110
201725	64	204631-1	67	221140	73	221900	79	222360-1	85	225310-1	89	254124	110
201725-1	64	205140	68	221150	74	221910	79	222365	85	225320	89	254124-1	110
201730	64	205140-1	68	221150-1	74	221910-1	79	222365-1	85	225320-1	89	254209	110
201730-1	64	205142	68	221155	74	221920	79	222380	85	225400	89	254209-1	110
201750	64	205142-1	68	221155-1	74	221920-1	79	222380-1	85	225400-1	89	254212	110
201750-1	64	205225	68	221160	74	221930	80	222400	85	225420	89	254212-1	110
201800	64	205225C1	68	221165	74	221930-1	80	222400-1	85	225420-1	89	254218	110
201800-1	64	205227	68	221202	74	221942	80	222410	85	226312	90	254218-1	110
201801	64	205228	68	221202-1	74	221944	80	222410-1	85	226312-1	90	254224	110
201801-1	64	205235	68	221203	74	221954	80	222415	85	227023	90	254224-1	110
201805	64	205236C1	69	221203-1	74	221961	80	222415-1	85	227023-1	90	254312	110
201805-1	64	205237	68	221204	74	221961L	80	222420	86	227030	90	254312-1	110
201914	65	205238	69	221204-1	74	221962	81	222420-1	86	227030-1	90	254318	110
201914-1	65	205242	69	221206-1	74	221962L	81	222425	86	227108	90	254318-1	110
201915	65	205243	69	221207-1	74	221972	81	222425-1	86	227108-1	90	254324	110
201915-1	65	205244	69	221208-1	74	221972L	81	222426	86	227135	90	254324-1	110
201916	65	205246	69	221209	74	221982L	81	222426-1	86	227135-1	90	254509	110
201916-1	65	205270	69	221243	75	221982L-1	81	222435	86	227141	91	254509-1	110
201954	65	205270-1	69	221243-1	75	222004	81	222435-1	86	227141-1	91	254512	110

254512-1	110	270560	106	273299	112	281931	107	291601-1	109	299159	113	301119050BK-1	116
254518	110	270560-1	106	273299-1	112	281931-1	107	292600	109	299162	113	301206600YW	122
254518-1	110	273100	100	273300	103	281936	107	292600-1	109	299163	113	301210600YW	122
270100	104	273100-1	100	273300-1	103	281936-1	107	292601	109	299164	113	301212600YW	122
270100-1	104	273101	100	273309	112	285060	108	292601-1	109	299165	113	302106006BK-1	121
270101	104	273101-1	100	273309-1	112	285060-1	108	293100	109	299166	113	302106006BL-1	121
270101-1	104	273110	100	273350	103	285061	108	293100-1	109	299190-1	114	302106006G/W-1	121
270102	104	273110-1	100	273350-1	103	285061-1	108	293101	109	299199	113	302106006GY-1	121
270103	104	273111	100	273351	103	285065	108	293101-1	109	299201B-1	114	302106006NV-1	121
270111	104	273111-1	100	273351-1	103	285065-1	108	293131	109	299201W-1	114	302106006RD-1	121
270111-1	104	273160	100	273369	103	285066	108	293131-1	109	299202B-1	114	302106006WH-1	121
270121	111	273160-1	100	273369-1	103	285066-1	108	293141	109	299202W-1	114	302106600BK	122
270121-1	111	273161	100	273370	103	285120	108	293141-1	109	299204B-1	114	302106600G/W	122
270160	105	273161-1	100	273370-1	103	285120-1	108	293190	109	299204W-1	114	302106600WH	122
270160-1	105	273162	100	273560	100	285160	108	293190-1	109	299980	111	302110006BK-1	121
270161	105	273162-1	100	273560-1	100	285160-1	108	293191	109	299980-1	111	302110006BL-1	121
270161-1	105	273163	100	273561	100	285161	108	293191-1	109	299981	111	302110006G/W-1	121
270162	105	273163-1	100	273561-1	100	285161-1	108	295090	109	299981-1	111	302110006NV-1	121
270163	105	273165	100	273565	104	285165	108	295090-1	109	299986	111	302110006RD-1	121
270165	105	273165-1	100	273565-1	104	285165-1	108	295091	109	299986-1	111	302110006WH-1	121
270165-1	105	273166	100	273568	104	285166	108	295091-1	109	299999	112	302110010BK-1	117
270166	105	273166-1	100	273568-1	104	285166-1	108	295095	109	299999-1	112	302110010BKT-1	119
270166-1	105	273175	100	273580	100	286030-1	98	295095-1	109	300085-1	123	302110010BL-1	117
270167	105	273175-1	100	273580-1	100	286060	98	295096	109	300090-3	123	302110010G/W-1	117
270167-1	105	273176	100	273581	100	286060-1	98	295096-1	109	300091-1	123	302110010G/WT-1	119
270168	105	273176-1	100	273581-1	100	286090	98	295110	109	300092-3	123	302110010GY-1	117
270171	105	273180	100	273630	102	286090-1	98	295110-1	109	300095-3	123	302110010NV-1	117
270171-1	105	273180-1	100	273630-1	102	286145-1	98	295111	109	300096-1	123	302110010WH-1	117
270175	104	273181	100	273660	104	286160-1	98	295111-1	109	300097-3	124	302110015BK-1	117
270175-1	104	273181-1	100	273660-1	104	286190	98	295125	109	300098-1	124	302110015BKT-1	119
270180	104	273200	101	273665	104	286190-1	98	295125-1	109	301106006WH-1	121	302110015BL-1	117
270180-1	104	273200-1	101	273665-1	104	286560	99	295126	109	301106008WH-1	121	302110015G/W-1	117
270191	104	273201	101	273670	113	286560-1	99	295126-1	109	301106600WH	121	302110015G/WT-1	119
270191-1	104	273201-1	101	273670-1	113	286565	99	295140	109	301110010BK-1	116	302110015GY-1	117
270200	105	273205	101	276100	98	286565-1	99	295140-1	109	301110010BL-1	116	302110015NV-1	117
270200-1	105	273205-1	101	276100-1	98	286566	99	296090	99	301110010WH-1	116	302110015RD-1	117
270205	105	273206	101	276160	98	286566-1	99	296090-1	99	301110015BK-1	116	302110015WH-1	117
270205-1	105	273206-1	101	276160-1	98	286955-1	99	296095-1	99	301110015BL-1	116	302110020BK-1	117
270210	105	273213	102	276200	98	288280	108	296510	99	301110015WH-1	116	302110020BKT-1	119
270210-1	105	273213-1	102	276200-1	98	288280-1	108	296510-1	99	301110020BK-1	116	302110020BL-1	117
270230	105	273220	102	280300	107	288290	108	298172	111	301110020BL-1	116	302110020G/W-1	117
270230-1	105	273220-1	102	280300-1	107	288290-1	108	298172-1	111	301110020WH-1	116	302110020G/WT-1	119
270235	105	273230	101	280301	107	288291	108	299101-1	113	301110025BK-1	116	302110020GY-1	117
270235-1	105	273230-1	101	280301-1	107	289055	108	299102-1	113	301110025BL-1	116	302110020NV-1	117
270240	105	273231	101	280450	107	289055-1	108	299103-1	113	301110025WH-1	116	302110020RD-1	117
270240-1	105	273231-1	101	280450-1	107	289155	108	299104	113	301110050WH-1	116	302110020WH-1	117
270245	105	273240	101	280451	107	289155-1	108	299104-1	113	301110060WH-1	119	302110025BK-1	117
270245-1	105	273240-1	101	280451-1	107	289165	108	299107-1	113	301110100WH-1	119	302110025BL-1	117
270250	106	273241	101	280600	107	289165-1	108	299108-1	113	301110150WH-1	119	302110025G/W-1	117
270250-1	106	273241-1	101	280600-1	107	289900	108	299109-1	113	301110200WH-1	119	302110025GY-1	117
270255	106	273250	101	280601	107	289900-1	108	299110-1	113	301110600WH	121	302110025NV-1	117
270255-1	106	273250-1	101	280601-1	107	289901	108	299111-1	113	301112015BK-1	116	302110025RD-1	117
270260	105	273251	101	280900	107	289901-1	108	299112-1	113	301112015WH-1	116	302110025WH-1	117
270260-1	105	273251-1	101	280900-1	107	289905	108	299113	113	301112020BK-1	116	302110050BK-1	117
270500	106	273255	101	280901	107	289905-1	108	299113-1	113	301112020WH-1	116	302110060G/W-1	120
270500-1	106	273255-1	101	280901-1	107	290600	109	299114	113	301112025BK-1	116	302110100G/W-1	120
270505	106	273256	101	280921	107	290600-1	109	299114-1	113	301112025WH-1	116	302110150G/W-1	120
270505-1	106	273256-1	101	280921-1	107	290601	109	299115-1	113	301112035BK-1	116	302110200G/W-1	120
270510	106	273260	102	281300	107	290601-1	109	299116	113	301112035WH-1	116	302110250G/W-1	120
270510-1	106	273260-1	102	281300-1	107	290603	109	299116-1	113	301112050WH-1	116	302110600BK	122
270511	106	273261	102	281301	107	290603-1	109	299117-1	113	301112100WH-1	119	302110600G/W	122
270511-1	106	273261-1	102	281301-1	107	290604	109	299118-1	113	301112150WH-1	119	302110600NV	122
270520	106	273265	102	281450	107	290604-1	109	299119-1	113	301112200WH-1	119	302110600WH	122
270520-1	106	273265-1	102	281450-1	107	290900	109	299120-1	113	301112600WH	121	302112010BK-1	117
270521	106	273270	102	281451	107	290900-1	109	299124-1	113	301116020BK-1	116	302112010BKT-1	119
270521-1	106	273270-1	102	281451-1	107	290901	109	299125-1	113	301116020WH-1	116	302112010G/W-1	117
270530	106	273285-1	102	281600	107	290901-1	109	299151	113	301116025BK-1	116	302112010G/WT-1	119
270530-1	106	273286-1	102	281600-1	107	290903	109	299152	113	301116025WH-1	116	302112010NV-1	117
270531	106	273295	102	281601	107	290903-1	109	299153	113	301116035BK-1	116	302112010WH-1	117
270531-1	106	273295-1	102	281601-1	107	290904	109	299154	113	301116035WH-1	116	302112015BK-1	117
270540	106	273296	102	281900	107	290904-1	109	299155	113	301116050BK-1	116	302112015BKT-1	119
270540-1	106	273296-1	102	281900-1	107	291600	109	299156	113	301116200WH-1	119	302112015BL-1	117
270550	106	273298	112	281901	107	291600-1	109	299157	113	301119025BK-1	116	302112015G/W-1	117
270550-1	106	273298-1	112	281901-1	107	291601	109	299158	113	301119035BK-1	116	302112015G/WT-1	119

Numerical Index

3021120156Y-1	117	303108500WH	122	321404	128	322271	132	325233	138	328020	147	329600-1	156
302112015NV-1	117	303110500WH	122	321404-1	128	322271-1	132	325233-1	138	328020-1	147	329770	156
302112015RD-1	117	303112500WH	122	321422	128	322620	132	325235	138	328025	148	329770-1	156
302112015WH-1	117	303303050WH-1	124	321422-1	128	322620-1	132	325235-1	138	328025-1	148	329772	156
302112020BK-1	117	303304050-1	124	321424	128	324100	132	325236	138	328040	148	329772-1	156
302112020BKT-1	119	303305050-1	124	321424-1	128	324110	132	325236-1	138	328040-1	148	329774	156
302112020BL-1	117	304206050YW-1	120	321426	128	324110-1	132	325238-1	137-138	328050	148	329774-1	156
302112020G/W-1	117	304206100YW-1	120	321426-1	128	324140	132	325239-1	137-138	328050L	148	329780	156
302112020G/WT-1	119	304210075YW-1	120	321462	128	324140-1	132	325613-1	139	328051	148	329780-1	156
302112020GY-1	117	304210100YW-1	120	321462-1	128	324180	132	325615-1	139	328052	149	329790	156
302112020NV-1	117	306204-1	120	321463	128	324180-1	132	325624-1	139	328053	149	329790-1	156
302112020RD-1	117	306205-1	120	321463-1	128	324210	132	325626-1	139	328054	149	329800-1	156
302112020WH-1	117	306206-1	120	321464	128	324210-1	132	325925-1	139	328057	149	329802-1	156
302112025BK-1	117	306254-1	120	321464-1	128	324300	132	325950	139	328059-1	148-150	329804-1	156
302112025BL-1	117	306255-1	120	321466	128	324300-1	132	326510-3	140	328064	149	329806-1	156
302112025G/W-1	117	306256-1	120	321466-1	128	324310-1	133	326515-3	140	328068	150	329808-1	156
302112025NV-1	117	312833	124	321473	128	324360	133	326520-3	140	328069-1	149-150	329900	157
302112025RD-1	117	312844	124	321473-1	128	324360-1	133	326525-3	140	328074	150	329900-1	157
302112025WH-1	117	312846	124	321474	128	324380	133	326530-3	141	328076	150	329901-1	157
302112030BK-1	117	312855	124	321474-1	128	324380-1	133	326535-3	141	328079-1	150	329902-1	157
302112030G/W-1	117	312933	125	321476	128	324390	133	326580-3	141	328090	150	329905	157
302112030WH-1	117	312944	125	321476-1	128	324390-1	133	326585-3	141	328110	151	329905-1	157
302112035BK-1	117	312955	125	321482	128	324391	133	326598-1	141	328110-1	151	329906	157
302112035G/W-1	117	314168	125	321482-1	128	324391-1	133	326599-1	142	328112	143, 151	329906-1	157
302112035NV-1	118	314170	125	321483	128	325028-1	133	327100-1	142, 144	328112-1	143, 151	329910	157
302112035WH-1	118	314175	125	321483-1	128	325029-1	133	327101-1	142	328114	143, 151	329910-1	157
302112050BK-1	118	314268	125	321484	128	325038	134	327102-1	142	328114-1	143, 151	329913	157
302112060G/W-1	120	314272	125	321484-1	128	325038-1	134	327105-1	142	328115	151	329913-1	157
302112100G/W-1	120	314275	125	321486	128	325039	134	327110-1	143	328115-1	151	329915	157
302112150G/W-1	120	314278	125	321486-1	128	325039-1	134	327111-1	143	328120	151	329915-1	157
302112200G/W-1	120	314290	125	321488	128	325040	134	327112-1	143	328120-1	151	329950	157
302112250G/W-1	120	314510	126	321488-1	128	325041	134	327120-1	144	328150	152	329950-1	157
302112300G/W-1	120	314515	126	321489	128	325044-1	134	327122-1	143	328150-1	152	329951	157
302112600BK	122	314520	126	321489-1	128	325060	134	327124-1	143	328160	152	329951-1	157
302112600G/W	122	314528	126	321492	128	325060-1	134	327130-1	144	328160-1	152	329953	158
302112600NV	122	314570	126	321492-1	128	325061	134	327140	144	328170	152	329953-1	158
302112600WH	122	314575	126	321581	129	325061-1	134	327141-1	144	328175	152	329955	158
302116015BK-1	118	314580	126	321581-1	129	325065	134	327145	144	328180	152	329955-1	158
302116015BKT-1	119	314588	126	321582	129	325065-1	134	327145-1	144	328190-1	143, 151	329957	158
302116015G/W-1	118	318001	126	321582-1	129	325120	135	327148	144	328195-1	143, 151	329957-1	158
302116015G/WT-1	119	318003	126	321583	129	325120-1	135	327148-1	144	328196-1	143, 151	329970	158
302116015NV-1	118	318003K	126	321583-1	129	325121	135	327150	145	328197-1	143, 151	329970-1	158
302116015WH-1	118	318003KP	127	321586	129	325121-1	135	327150-1	145	328202	152	329990	158
302116020BK-1	118	318005	126	321586-1	129	325122	135	327151-1	145	328203	152	329990-1	158
302116020BKT-1	119	318007	126	321599	128-129	325122-1	135	327151-1	145	328213	153	331200	160
302116020G/W-1	118	318009	126	321599-1	128-129	325140	135	327160	145	328550	153	331201	160
302116020G/WT-1	119	318013	126	321650	129	325140-1	135	327160-1	145	328908-1	153	331202	160
302116020NV-1	118	318018	126	321650-1	129	325141	135	327161	145	329100	153	331203	160
302116020WH-1	118	318022	126	321660	129	325141-1	135	327161-1	145	329100-1	153	331204	160
302116025BK-1	118	318027	126	321660-1	129	325150	135	327166	145	329130	153	331280	160
302116025G/W-1	118	318033	126	321670	130	325150-1	135	327166-1	145	329130-1	153	331290-3	160
302116025WH-1	118	318502	127	321670-1	130	325160	135	327175	145	329230	154	331293	161
302116030BK-1	118	318503	127	321680	130	325160-1	135	327175-1	145	329230-1	154	331294	161
302116030G/W-1	118	318505	127	321680-1	130	325160CAP	135	327190-1	146	329231	154	331296	161
302116030NV-1	118	318507	127	321800	130	325161	135	327191-1	146	329235	154	331298	161
302116030WH-1	118	318510	127	321805	130	325161-1	135	327194-1	143, 146	329235-1	154	331300	160
302116035BK-1	118	318515	127	321806	130	325168	136	327197-1	142	329300	154	331310	161
302116035G/W-1	118	318520	127	321810-1	130	325168-1	136	327199-1	142	329300-1	154	331310-1	161
302116035NV-1	118	318530	127	321820	131	325168CAP	136	327200-1	146	329500	154	331320	161
302116035WH-1	118	318550	127	321820-1	131	325173	137	327357-1	146	329500-1	154	331320-1	161
302116050BK-1	118	318580	127	321825	131	325173-1	137	327359-1	146	329510	155	331330	161
302116050WH-1	118	321000	127	321825-1	131	325175	137	327361-1	146	329510-1	155	331330-1	161
302116600G/W	122	321000-1	127	321850	131	325175-1	137	327400	147	329515	155	331335	161
302119025BK-1	118	321291	127	321850-1	131	325176	137	327400-1	147	329515-1	155	331335-1	161
302119025G/W-1	118	321291-1	127	322070	131	325176-1	137	327410	147	329517	155	331340	162
302119025WH-1	118	321292	127	322075-1	131	325181	136, 200	327410-1	147	329517-1	155	331340-1	162
302119030BK-1	118	321292-1	127	322080	131	325181-3	136	327411	147	329520	155	331350	162
302119035BK-1	118	321293C1	128	322080-1	131	325188	136, 200	327415	147	329520-1	155	331350-1	162
302119035G/W-1	118	321295	128	322150	131	325188-1	136, 200	327415-1	147	329532	155	331360	162
302119035WH-1	118	321295-1	128	322150-1	131	325189	137, 200	328012	147	329532-1	155	331360-1	162
302119050BK-1	118	321296	128	322210	132	325189-1	137, 200	328012-1	147	329536	155	331370	162
302119600G/W	122	321296-1	128	322210-1	132	325190	138	328013	147	329536-1	155	331370-1	162
303105999WH	122	321402	128	322270	132	325190-1	138	328013-1	147	329550-1	155	331375	162
303106500WH	122	321402-1	128	322270-1	132	325199-1	138	328017-1	147	329600	156	331375-1	162

331380	162	336262	166	337310	168	351330L	174	357034	176	400069-1	185	401240-1	193
331380-1	162	336262-1	166	337311	169	351331	173	357034-1	176	400070-1	186	401270-1	193
331390	162	336267	166	337315	169	351331L	174	357090-1	173, 176	400071-1	186	401274	193
331390-1	162	336282	166	337316	169	351340	174	357091-1	173, 176	400073-1	186	401274-1	193
331400	162	336282-1	166	337316-1	169	351340-1	174	357092-1	176	400078	186	401275	193
331400-1	162	336285	166	337320	168	351349	173-175	357093-1	173, 176	400078-1	186	401275-1	193
331405	162	336287	166	337321	169	351350	175	357094-1	173, 176	400079	186	401279	193
331405-1	162	336340	165	337325	169	351350-1	175	357100	179	400079-1	186	401279-1	193
331410	162	336340-1	165	337326	169	351351	175	357100-1	179	400080	186	401320	194
331410-1	162	336345	165	337326-1	169	351351-1	175	357105	179	400080-1	186	401320-1	194
331424	163	336345-1	165	337330	169	351352	175	357105-1	179	400110-1	186	401321	194
331424-1	163	336350	165	337360-1	170	351352-1	175	357390	172	400111-1	186-187	401321-1	194
331425	163	336350-1	165	337380	170	351353	175	357390-1	172	400112-1	187	401324	194
331425-1	163	336352	165	337380-1	170	351353-1	175	357390-5	172	400120	187	401324-1	194
331440	163	336352-1	165	337381	170	351390-1	173-175	357393	172	400120-1	187	401325	194
331440-1	163	336355	165	337381-1	170	351391	173	357393-1	172	400121-1	187-188	401325-1	194
331450	163	336355-1	165	337390	170	351391-1	173-175	357393-5	172	400130	187	401350	194
331450-1	163	336357	165	337390-1	170	351393	174	357399	171, 173, 175-176	400130-1	187	401350-1	194
331455	163	336357-1	165	337391	170	351393-1	174	357399-1	171, 173, 175-176	400135	187	401354	194
331600	163	336360	165	337391-1	170	351399	171, 173, 175-176	359995-1	179	400135-1	187	401354-1	194
331600-1	163	336360-1	165	337400	170	351399-1	171, 173, 175-176	364135	179	400136	188	401375-1	194
331601	163	336362	165	337400-1	170	351400	175	364136	179	400136-1	188	401379-1	194
331601-1	163	336362-1	165	337401	170	351500	175	364137	179	400140	188	401390	194
331620	163	336365	165	337401-1	170	351520	175	364190	179	400140-1	188	401390-1	194
331620-1	163	336365-1	165	337410	169	351521	175	364195-1	179	400150	188	401394	194
335653	164	336367	165	337415	169	351522	175	364196-1	179	400150-1	188	401394-1	194
335653-1	164	336367-1	165	337416	169	351523	175	364199	179	400151-1	188	401405-1	195
335654	164	336380	165	337416-1	169	351523	175	369575	180	400155	188	401409-1	195
335654-1	164	336380-1	165	337420	169	351620	175	371599-1	180	400155-1	188	401412-1	195
335680	164	336382	165	337425	169	351621	175	371631	180	400157	189	401413-1	195
335680-1	164	336382-1	165	337426	169	351750	175	371631-1	180	400157-1	189	401417	195
335690	171	336385	165	337426-1	169	351750-1	175	371633	180	400160	189	401417-1	195
335690-1	171	336385-1	165	337500	170	351755-1	175	371633-1	180	400160-1	189	401418	195
335695	171	336387	165	337501	170	351800	176	371644	180	400161-1	189	401418-1	195
335695-1	171	336387-1	165	337590	170	352010	177	371644-1	180	400165	189	401420-1	195
335699	164	336520	166	337590-1	170	352010-1	177	371833	180	400165-1	189	401421-1	195
335699-1	164	336520-3	166	340020	171	352020	177	371840	180	400170	189	401422	195
335740	164	336525	166	340020-1	171	352020-1	177	400001	182	400170-1	189	401422-1	195
335740-1	164	336525-3	166	340021	171	352030	177	400001-1	182	400180	190	401430-1	196
335745-1	164	337050	166	340021-1	171	352030-1	177	400002	182	400180-1	190	401431-1	196
335750-1	164	337050-1	166	340022	171	352100	177	400002-1	182	400181-1	190	401432-1	196
335755-1	164	337051	166	340040	171	352110	178	400003	182	400190	190	401433-1	196
335760	164	337051-1	166	340040-1	171	352110-1	178	400003-1	182	400190-1	190	401445	196
335760-1	164	337052	166	340041	171	352210	178	400004	182	400191-1	190	401445-1	196
335765-1	164	337060	166	340041-1	171	352210-1	178	400004-1	182	400193	190	401446	196
336140	165	337061	166	340042	171	352230	178	400005	182	400193-1	190	401446-1	196
336140-1	165	337140	167	351100	172	352230-1	178	400005-1	182	400198	191	401447	196
336140G	165	337140-1	167	351110	172	353210	178	400010-1	183	400198-1	191	401447-1	196
336145	165	337142	167	351119	172	353210-1	178	400011-1	183	400200	190	401448	196
336145-1	165	337145	167	351300	173-174	353230	179	400012	183	400200-1	190	401448-1	196
336150	165	337145-1	167	351300-1	173-174	353230-1	179	400012-1	183	400201-1	190-192	401450	196
336150-1	165	337146	167	351310	173	357000-1	176	400013-1	183	400203	190	401450-1	196
336152	165	337146-1	167	351311	173	357010	176	400015-1	183	400203-1	190	401465	196
336152-1	165	337150	167	351311-1	173	357010-1	176	400016-1	183	400208	191	401465-1	196
336155	165	337150-1	167	351312	173	357011	176	400020	184	400208-1	191	401466	196
336155-1	165	337152	167	351313	173	357011-1	176	400020-1	184	400209	191	401466-1	196
336157	165	337155	167	351313-1	173	357013	176	400022	184	400209-1	191	401467	196
336157-1	165	337155-1	167	351320	173	357013-1	176	400022-1	184	400213	190	401467-1	196
336160	165	337160	167	351320-1	173	357014	176	400023	184	400213-1	190	401468	196
336160-1	165	337161	167	351320K	174	357014-1	176	400023-1	184	400350	191	401468-1	196
336162	165	337161-1	167	351320L	174	357015-1	176	400026	184	400350-1	191	401525-1	196
336162-1	165	337162	167	351320L-1	174	357016-1	176	400026-1	184	400350DE	191	401615	197
336165	165	337165	167	351321	173	357017-1	176	400033	185	400353	191	401615-1	197
336165-1	165	337165-1	167	351321-1	173	357018-1	176	400033-1	185	400353-1	191	401617	197
336167	165	337198	165, 167-168	351321L	174	357030	176	400042	184	400358	192	401617-1	197
336167-1	165	337198-1	165, 167-168	351321L-1	174	357030-1	176	400042-1	184	400358-1	192	401625	197
336180	165	337199	165, 167	351322	173	357031	176	400054-3	185	400400	192	401625-1	197
336182	165	337210	168	351322-1	173	357031-1	176	400058	185	400400-1	192	401627	197
336182-1	165	337210-1	168	351322K	174	357032	176	400059	185	400410	192	401627-1	197
336185	165	337211	168	351322L	174	357032-1	176	400059-1	185	400410-1	192	401645	197
336185-1	165	337211-1	168	351323	173	357033	176	400710-3	192	400715-3	192	401645-1	197
336187	165	337290	168	351323-1	173	357033-1	176	400730-3	193	401647	197	401647-1	197
336187-1	165	337291	168	351330	173			400069	185	401240	193	401665	199

Numerical Index

401665-1	199	411151	205, 208	414222S-1	209	420209	213	420422-1	217	420565	224	422780-1	228
401666	199	411151-1	205, 208	414800-3	210	420209-1	213	420424	217	420565-1	224	422781	228
401666-1	199	411154	205, 208	414900-3	210	420211	213	420424-1	217	420570	224	422781-1	228
401676	199	411154-1	205, 208	415024	210	420211-1	213	420425	217	420570-1	224	422790-1	229
401676-1	199	412111B-3	206	415027	210	420211K	235	420425-1	217	420600	227	422800-1	230
401679	199	412111W-3	206	415044-1	210	420212	213	420426	217	420600-1	227	423030	230
401679-1	199	412118B-3	206	415047-1	210	420212-1	213	420426-1	217	420805	224	423030-1	230
401686-1	199	412118W-3	206	415054-1	210	420213	213	420427	218	420805-1	224	423033-1	230
401699C	197	412121B-3	206	415057-1	210	420213-1	213	420427-1	218	420806	224	423035-1	230
401699W	197	412121W-3	206	415082-1	211	420214	213	420428R	217	420806-1	224	423040	231
401725	197	412128B-3	206	415092	211	420214-1	213	420428R-1	217	420808	224	423040-1	231
401725-1	197	412128W-3	206	415092-1	211	420218	213	420429	218	420808-1	224	423046	231
401727	197	412131B-3	206	415094	211	420218-1	213	420429-1	218	420810	224	423046-1	231
401727-1	197	412131W-3	206	415094-1	211	420218K	235	420430	218	420810-1	224	424010-1	231
401755	197	412138B-3	206	415110-1	211	420219	213	420430-1	218	420815	224	424016-1	232
401755-1	197	412138W-3	206	415111	211	420219-1	213	420435	218	420815-1	224	424110-1	232
401757	197	412171B-3	206	415112	211	420222H	213	420441	218, 229-230	420820	224	424116-1	232
401757-1	197	412178B-3	206	415115-1	211	420222H-1	213	420441-1	218, 229-230	420820-1	224	424210-1	233
401817-3	197	412211B-3	206	415116	211	420241	213	420443	218, 231	420830	224	424605-1	233
401835-3	198	412211W-3	206	415117	211	420241-1	213	420443-1	218, 231	420830-1	224	424617-1	233
401840-3	198	412218B-3	206	415194	211	420243	213	420446	219, 231-234	420839	224, 231, 234	424623-1	233
401845-3	198	412218W-3	206	415194-1	211	420243-1	213	420446-1	219, 231-234	420839-1	224, 231, 234	424627-1	234
403010	200	412221B-3	206	415196	211	420248	213	420460	219	420840	225	424636-1	234
403010-1	200	412221W-3	206	415196-1	211	420248-1	213	420460-1	219	420840-1	225	424800-1	234
403020	200	412228B-3	206	415210-1	212	420249	213	420465	219	420842	225	424806-1	234
403020-1	200	412228W-3	206	415211	212	420249-1	213	420465-1	219	420842-1	225	425020-1	235
403051-1	136-137, 200	412231B-3	206	415211-1	212	420251	214	420479	212, 219	420843	225	425110-1	235
403060	200	412231W-3	206	415212	212	420251-1	214	420479-1	212, 219	420843-1	225	425800-1	235
403060-1	200	412238B-3	206	415212-1	212	420253	214	420486	219	420844	225	426013	235
403061	201-202	412238W-3	206	420101	212	420253-1	214	420486-1	219	420844-1	225	426013-1	235
403061-1	201-202	412261W-3	206	420101-1	212	420258	214	420487	219	420845	225	426040	236
403063	201	412268W-3	206	420101-5	212	420258-1	214	420487-1	219	420845-1	225	426040-1	236
403063-1	201	412271W-3	206	420102	212	420290	214	420488	220	420852-1	225	426042	236
403064-1	201	412278W-3	206	420102-1	212	420290-1	214	420488-1	220	420853-1	225	426042-1	236
403065	199	412321B-3	207	420103	212	420291	214	420489	219-220	420854-1	225	426051	236
403065-1	199	412321W-3	207	420103-1	212	420291-1	214	420489-1	219-220	420855-1	225	426051-1	236
403066	201	412328B-3	207	420104	212	420292	214	420495-1	220	420865	225	426053	235
403066-1	201	412328W-3	207	420104-1	212	420292-1	214	420496-1	220	420865-1	225	426053-1	235
404230-3	202	412421B-1	207	420105	212	420350-1	214	420498	220	420867	225	426090	236
404232-3	202	412421W-1	207	420105-1	212	420351-1	214	420498-1	220	420867-1	225	426090-1	236
404330-3	202	412428B-1	207	420108	212	420355-1	214	420499	220	421600-1	225	426100	236
404332-3	202	412428W-1	207	420108-1	212	420356-1	214	420499-1	220	421610	225	426100-1	236
404520-1	202	412601	208	420109	212	420360-1	215	420500	222	421610-1	225	426101-1	236
404605-3	202	412601-1	208	420109-1	212	420361-1	215	420500-1	222	421615	226	426103	237
404610-3	202	413054B-1	208	420111	212	420365-1	215	420501	222, 229	421615-1	226	426103-1	237
404939-3	202	413111B-1	208	420111-1	212	420366-1	215	420501-1	222, 229	421616	226	426104	237
405110-1	203	413111S-1	208	420113	212	420375-1	215	420502	222	421616-1	226	426104-1	237
405111-1	203-204, 263	413114B-1	208	420113-1	212	420379-1	215	420502-1	222	421617	226	426105	237
405115-1	203	413114S-1	208	420118	212	420381-1	215	420503	222, 230	421617-1	226	426105-1	237
405300-3	203	413118S-1	208	420118-1	212	420382-1	215	420503-1	222, 230	421618	226	426106	237
405320-3	203	413120B-1	208	420121	212	420383-1	215	420504	223, 230-234	421618-1	226	426106-1	237
405321-3	203	413120S-1	208	420121-1	212	420385-1	216	420504-1	223, 230-234	421620	227	426112-1	237
405335-3	203	413124B-1	208	420122	212	420386	216	420526	223	421620-1	227	426113	237
405350-3	204	413124S-1	208	420122-1	212	420386-1	216	420526-1	223	421625	227	426113-1	237
405360-3	204	413168B-1	208	420123	212	420390	216	420544	223	421625-1	227	426114	237
405364-3	204	413174B-1	208	420123-1	212	420390-1	216	420544-1	223	421636	227	426114-1	237
405510	204	413268B-1	209	420124	212	420390-5	216	420546	223	421636-1	227	426115	238
405950	204	413274B-1	209	420124-1	212	420396	216	420546-1	223	421645	227	426115-1	238
405950-1	204	413317-1	209	420125	212	420396-1	216	420552	223	421645-1	227	426116-1	238
405951	205	413319-1	209	420125-1	212	420398	215	420552-1	223	422010-1	229	426117	238
405951-1	205	413322-1	209	420128	212	420398-1	215	420553	223	422110-1	229	426117-1	238
405969	263	413368B-1	209	420128-1	212	420399	214-215	420553-1	223	422199-1	222, 229	426118	238
408111	205	413374B-1	209	420129	212	420399C	215-216	420554	223	422210-1	229	426118-1	238
408112	205	414212B-1	209	420129-1	212	420400	216	420554-1	223	422730-1	228	426119-1	237
408121	205	414212S-1	209	420201	213	420400-1	216	420555	223	422732-1	228	426120-1	238
408122	205	414214B-1	209	420201-1	213	420410	216	420555-1	223	422760	228	426125	238
410051	205, 208	414214S-1	209	420202	213	420410-1	216	420557	223	422760-1	228	426127	238
410051-1	205, 208	414216B-1	209	420202-1	213	420415	217	420557-1	223	422761	228	426127-1	238
410054	205, 208	414216S-1	209	420203	213	420415-1	217	420562	224	422761-1	228	426130-1	238
410054-1	205, 208	414218B-1	209	420203-1	213	420416	217	420562-1	224	422766	228	426142	239
411111	205	414218S-1	209	420204	213	420416-1	217	420563	224	422766-1	228	426142-1	239
411111-1	205	414220B-1	209	420204-1	213	420420	217	420563-1	224	422768	228	426143	239
411114	205	414220S-1	209	420208	213	420420-1	217	420564	224	422768-1	228	426143-1	239
411114-1	205	414222B-1	209	420208-1	213	420421-1	217	420564-1	224	422780	228	426144	239

426144-1	239	426671-1	246	428265	250	431050-3	253	441032	187-190, 262	442436	265	445193	269
426145	239	426680-1	246	428265-2	250	431110	253	441032-1	187-190, 262	442436-1	265	445193-1	269
426148	239	426681-1	246	429110	251	431110-1	253	441034	262	442439	265	445197	269
426149-1	239	426685	246	429110-1	251	431115	254	441034-1	262	442439-1	265	445197-1	269
426162	239	426685-1	246	429110-2	251	431115-1	254	441035	182, 187-188, 262	442444	265	445198-1	269
426162-1	239	426686	246	429110H	251	431120	254	441035-1	182, 187-188, 262	442444-1	265	445199	270
426163	239	426686-1	246	429110H-1	251	431120-1	254	441053	262	442642-1	265	445199-1	270
426163-1	239	426710	247	429110H-2	251	431125-1	254	441053-1	262	442643-1	265	445299	270
426164	239	426710-1	247	429130	251	431151-1	254	441057	262	442816	265	445299-1	270
426164-1	239	426711	247	429130-1	251	431152-1	254	441057-1	262	442816-1	265	450110-1	270
426183	239	426711-1	247	429130-2	251	431153	254	441067	261	442942-1	266	450120-1	270
426183-1	239	426718	247	429130H	251	431153-1	254	441067-1	261	442944	202, 265	450150-1	270
426184	239	426718-1	247	429130H-1	251	431210-1	255	441070-1	262	442944-1	202, 265	455000	272
426184-1	239	426719	247	429130H-2	251	431211	255	441071-1	262	442947-1	266	455000-3	272
426234	240	426722	247	429150	251	431212	255	441076	262	444050-1	266	455001	272
426234-1	240	426722-1	247	429150-1	251	431213	255	441076-1	262	444101-1	266	455001-3	272
426262	240	426724	247	429150-2	251	431214	255	441082	262	444102-1	266	455720	272
426262-1	240	426724-1	247	429150H	251	431215	255	441082-1	262	444103-1	266	455720-3	272
426263	240	426728	247	429150H-1	251	431220	255	441090	262	444104-1	266	455721	272
426263-1	240	426728-1	247	429150H-2	251	431221	256	441090-1	262	444105-1	266	455721-3	272
426264	240	426729	247	429212H	251	431222	256	441093	261	444110-1	266	455880	272
426264-1	240	426733	247	429212H-1	251	431223	256	441093-1	261	444115-1	266	455880-3	272
426352	240	426733-1	247	429213H	251	431230-1	256	441094	262	444120-1	266	490050-1	272
426352-1	240	426738	247	429213H-1	251	431235	256	441094-1	262	444125-1	266	490100-1	272
426412	240	426738-1	247	429214H	251	431250-1	257	441141	261	444130-1	266	490250-1	273
426412-1	240	426739	247	429214H-1	251	431255	257	441141-1	261	444135-1	266	490300-1	273
426450	241	426800	248	429216H	251	431310	258	441142	190-192, 262	444157-1	266	491012-1	273
426450-1	241	426806	248	429216H-1	251	431310-1	258	441142-1	190-192, 262	444190-1	266	491013-1	273
426460	241	426806-1	248	429217H	251	431351	257	441143	191, 262	445002-1	267	491021-1	273
426460-1	241	426808	248	429217H-1	251	431352	257	441143-1	191, 262	445003-1	267	491024-1	273
426470-1	241	426808-1	248	429218H	251	431353	257	441156	261	445005-1	267	491034-1	273
426471	241	426810	248	429218H-1	251	431354	257	441156-1	261	445007-1	267	491036-1	273
426472	241	426810-1	248	429232H	251	431355	257	441157	262	445010-1	267	491050-1	273
426503	241	426828	248	429232H-1	251	431410	258	441157-1	262	445015-1	267	491051-1	273
426504-1	242	426828-1	248	429233H	251	431411	256	441194	263	445020-1	267	491052-1	273
426505	242	426830	248	429233H-1	251	431412	256	441194-1	263	445025-1	267	491055-1	273
426505-1	242	426830-1	248	429234H	251	431413	256	441209	262	445030-1	267	491056-1	273
426506-1	242	426880	248	429234H-1	251	431430	258	441209-1	262	445090-1	267	491058	274
426509	242	426880-1	248	429236H	251	431430-1	258	441211	262	445097	267	491058-1	274
426509-1	242	426901-1	248	429236H-1	251	431510	258	441211-1	262	445097-1	267	491060-1	274
426513	243	426903-1	248	429237H	251	431510-1	258	441212	262	445098-1	267	491070-1	274
426513-1	243	426906-1	248	429237H-1	251	431520	259	441212-1	262	445101-1	268	491075-1	274
426514	243	426912-1	248	429238H	251	431520-1	259	441816	263	445101-2	268	491080-1	274
426514-1	243	426920-1	249	429238H-1	251	431530	258	441816-1	263	445102-1	268	491081-1	275
426515	243	426925-1	249	429252H	251	431530-1	258	441854	189, 262	445102-2	268	491090-1	274
426515-1	243	426930-1	249	429252H-1	251	431540-1	259	441854-1	189, 262	445103-1	268	491100-1	275
426516	243	426950-1	249	429253H	251	431610	259	441890	263	445103-2	268	491105-1	275
426516-1	243	426955-1	249	429253H-1	251	431610-1	259	441890-1	263	445104-1	268	491107-1	275
426517	244	427204	250	429254H	251	431620	259	441891	263	445104-2	268	491108-1	275
426517-1	244	427205	250	429254H-1	251	4322731	228	441891-1	263	445105-1	268	491110-1	276
426518	244	427209	250	429256H	251	432510-1	259	441906	264	445105-2	268	491115-1	276
426518-1	244	427210	250	429256H-1	251	432520-1	260	441906-1	264	445107-1	268	491130	276
426519	244	427210-2	250	429257H	251	432590-1	261	442041-1	264	445107-2	268	491130-1	276
426519-1	244	427215	250	429257H-1	251	432597-1	260	442042-1	190-192, 264	445110-1	268	491135	276
426520	244	427215-2	250	429258H	251	432597-1	260	442131	264	445110-2	268	491135-1	276
426520-1	244	427290-1	250	429258H-1	251	432598	261	442142	264	445115-1	268	491136	276
426521	245	427408	250	429311H	252	432598-1	261	442142-1	264	445115-2	268	491136-1	276
426521-1	245	427408-2	250	429311H-1	252	432599	261	442232	264	445120-1	268	491140	276
426522	245	427416	250	429315H	252	432599-1	261	442232-1	264	445120-2	268	491140-1	276
426522-1	245	427416-2	250	429315H-1	252	432610	260	442236	264	445125-1	268	491145	277
426527	245	428232	250	429331H	252	432610-1	260	442236-1	264	445125-2	268	491145-1	277
426527-1	245	428232-2	250	429331H-1	252	432611	260	442237	264	445130-1	268	491145-5	277
426560-1	245	428233	250	429335H	252	432611-1	260	442237-1	264	445130-2	268	491240	277
426620	246	428233-2	250	429335H-1	252	432620	260	442244	264	445140-1	268	491240-1	277
426620-1	246	428234	250	429351H	252	432620-1	260	442244-1	264	445140-2	268	491341	277
426624	136-137, 200, 246	428234-2	250	429351H-1	252	435210	261	442245	264	445154-1	268	491341-1	277
426624-1	136-137, 200, 246	428235	250	429355H	252	435215-3	261	442245-1	264	445155-1	268	491343	277
426626	246	428235-2	250	429900-1	252	441003	261	442431	265	445185	269	491343-1	277
426626-1	246	428237	250	429905-1	252	441003-1	261	442431-1	265	445185-1	269	491345	277
426628	246	428259	250	429910-1	252	441004	186-187, 262	442431	265	445188	269	491345-1	277
426628-1	246	428259-2	250	429920-1	252	441004-1	186-187, 262	442431-1	265	445188-1	269	491349	277
426671	246	428261	250	429930-1	253	441027	262	442431-1	265	445190-1	268	491349-1	277
		428261-2	250	429940-1	253	441027-1	262			445191	269	491351	277
										445191-1	269	491351-1	277

Numerical Index

491353	277	520015-1	283	520230-1	286	562016-1	291	588012	296	657085-1	302	727141	306
491353-1	277	520016	283	520240	286	562060	292	588050	296	657086-1	302	727142-3	306
491361	277	520016-1	283	520240-1	286	562060-1	292	588051	296	657100	302	727143	306
491361-1	277	520020	283	520245	286	562569WH-1	124	588060	296	657105	302	727145-3	307
491545	278	520020-1	283	520280	286	563151-1	292	588060N	297	657105-1	302	727146	307
491545-1	278	520021	282-283	520290-1	287	563152-1	292	588060NH	296	657106-1	302	727147-3	307
491549	278	520021-1	282-283	520295-1	287	563255	292	588061	296	660020	302	727148	307
491549-1	278	520021-5	282-283	520320	287	563255-1	292	588061N	297	660020-1	302	727149	306-307
491550	278	520030	283	520320-1	287	563310-1	292	588062	296	660040	302	727300-3	307
491550-1	278	520030-1	283	520323	287	563311-1	292	588062N	297	660040-1	302	727520-3	307
491551	278	520040	283	520323-1	287	563320-1	293	588065	297	671100-1	302	727525-3	307
491551-1	278	520040-1	283	520430	286	565050	293	588071	297	671415	303	751010	307
491553	278	520041	283-284	520454	287	565050-1	293	588071-1	297	671415-1	303	751010-1	307
491553-1	278	520041-1	283-284	520454-1	287	568010-1	293	588074	297	671416	303	751011	307
491555	278	520041-5	283-284	520500	287	571252	293	588074-1	297	671416-1	303	751011-1	307
491555-1	278	520042	284	520500-1	287	571252-1	293	588090	297	671425	303	751030	308
491557	278	520042-1	284	520510	287	571252-5	293	588090-3	297	671425-1	303	751030-1	308
491557-1	278	520043	284	520510-1	287	571260	293	588095	297	671426	303	751062	308
491599	278	520043-1	284	520520	288	571260-1	293	588095-3	297	671426-1	303	751062-1	308
491713	278	520045	284	520520-1	288	571260-5	293	588115-1	298	671460	303	752010-1	308
491713-1	278	520045-1	284	520525	288	580101	294	588130-3	298	671460-1	303	753864-1	308
491771	278	520047-1	284	520525-1	288	580101-1	294	588210	298	671461	303	753874-1	308
491912	278	520050	284	520690	287-288	580143	294	588210-1	298	671461-1	303	753877-1	308
491912-1	278	520050-1	284	520690-1	287-288	580143-1	294	588211	298	671465	303	755220	308
491913	278	520051	284	520740	288	580310	294	588211-1	298	671465-1	303	755220-1	308
491913-1	278	520051-1	284	520740-1	288	580310-1	294	588220	298	671485	303		
492211	279	520059	284	520750	288	580411	294	588220-1	298	671485-1	303		
492211-1	279	520059-1	284	520750-1	288	580411-1	294	588221	298	671491	304		
492212	279	520059-5	284	520750B	288	580412	294	588221-1	298	671491-1	304		
492212-1	279	520060	285	520770	288	580412-1	294	588250	298	671492	304		
492213	279	520060-1	285	520770-1	288	580413	294	588250-1	298	671492-1	304		
492213-1	279	520065	285	520770B	288	580413-1	294	588450	299	671495	304		
501072-3	279	520065-1	285	520790	288	580425	294	588450-1	299	671495-1	304		
502006	279	520068	285	520790-1	288	580425-1	294	588450SD	299	671500	304		
502006-1	279	520069	285	520790B	288	580450	294	588450SD-1	299	671500-1	304		
502150H-1	279	520070	285	521125	288	580450-1	294	588510-1	299	671501	304		
502155-1	279	520070-1	285	521130	288	580451	294	588520-1	299	671501-1	304		
502159-1	279	520070-5	285	521500-1	288	580451-1	294	588614	299	671505	304		
503124-1	280	520071	285	521510-1	289	580570	295	588811-1	300	671505-1	304		
503236-1	280	520071-1	285	521520-1	289	580570-1	295	589610	300	671506	304		
503372-1	280	520072	285	521550-1	289	580590	295	589610-1	300	671506-1	304		
512110	280	520072-1	285	521600	289	580590-1	295	589630	300	671510	305		
512110-1	280	520075	285	521600-1	289	580591	295	590400-1	300	671510-1	305		
512119	280-281	520075-1	285	521601	289	580591-1	295	604080	300	671515	305		
512119-1	280-281	520075-5	285	521601-1	289	580600	295	604100	300	671515-1	305		
512120	280	520080	286	521630	290	580600-1	295	635010	301	671520	305		
512120-1	280	520080-1	286	521630-1	290	580610	295	635015	301	671520-1	305		
512129	280-281	520080-5	286	521655	290	580610-1	295	635021	301	671525	305		
512129-1	280-281	520082	286	521655-1	290	580620	295	635031	301	671525-1	305		
512210	280	520082-1	286	521663	290	580620-1	295	650120-1	301	672100	305		
512210-1	280	520085	286	521663-1	290	580699	295	650180-1	301	672100-1	305		
512220	280	520085-1	286	521664	290	580870	295	650240-1	301	672110	305		
512220-1	280	520085-5	286	521664-1	290	580870-1	295	650300-1	301	672110-1	305		
513110	281	520086	286	521700	290	580871	295	650360-1	301	672115	305		
513110-1	281	520086-1	286	521700-1	290	580871-1	295	650400-1	301	672115-1	305		
513120	281	520091	286	522100	290	580880	295	651180-1	301	672410	306		
513120-1	281	520091-1	286	522100-1	290	580880-1	295	651240-1	301	672510	306		
517060-3	281	520092	286	522100-5	290	580890	295	651300-1	301	672510-1	306		
517065-1	281	520092-1	286	522105-1	290	580890-1	295	651360-1	301	672520	306		
517080	281	520092-5	286	531112	290	582059	295	651400-1	301	672520-1	306		
517310	281	520093	286	560103	291	582059-1	295	652060	302	672709	305		
517315	281	520093-1	286	560103-1	291	582060	295	652060-1	302	672800	306		
517336	282	520093-5	286	560105	291	582060-1	295	652061	302	672800-1	306		
517336-1	282	520094	286	560105-1	291	582070-1	295	652080	302	724200	301		
517390	281	520094-1	286	560106	291	582072-1	295	652080-1	302	727130-3	306		
517515	282	520094-5	286	560106-1	291	582501-1	296	652081	302	727131	306		
517515-1	282	520095	286	561010-1	291	582502-1	296	652100	302	727132-3	306		
517525	282	520095-1	286	561012-1	291	582503-1	296	652101	302	727133	306		
517525-1	282	520095-5	286	561016-1	291	583422	296	657060	302	727135-3	307		
517526	282	520210	286	561019-1	291	588000	296	657065	302	727136	307		
517526-1	282	520210-1	286	561512	291	588001	296	657065-1	302	727137-3	307		
520010	282	520220	286	561516	291	588002	296	657066-1	302	727138	307		
520010-1	282	520220-1	286	561520	291	588010	296	657080	302	727139	306-307		
520015	283	520230	286	562008-1	291	588011	296	657085	302	727140-3	306		

OVER 90 YEARS OF EXCELLENCE



From teak and brass to stainless steel,
plastic, and electronic parts.
It's been a huge change...

FOR THE BETTER!

1. Cleats & Chocks

2. Snaps & Shackles

3. Rigging Hardware

4. Cabinet Hardware

5. Rail Fittings


6. Anchoring & Deck

7. Vents & Fuel

8. Lights & Switches

9. Electrical

10. Miscellaneous



SEA DOG LINE
QUALITY MARINE GEAR

PO BOX 479 EVERETT, WA 98206 USA | 425-259-0194 | SEA-DOG.COM

Printed in China